



Trinkwasser-Ringversuch 3/2011

Gemäß Konzept zur harmonisierten Durchführung
von Trinkwasser-Ringversuchen in Deutschland

A 1 - Anionen-

**Bromat, Chlorid, Cyanid,
Fluorid, Nitrat, Nitrit, Phosphor,
Sulfat, Trübung**

November 2011

Bei Rückfragen wenden Sie sich bitte an:

Landesamt für Natur,
Umwelt und Verbraucherschutz
Nordrhein-Westfalen
(LANUV NRW)
Postfach 10 10 52
45610 Recklinghausen

Referenzstelle Trinkwasser

Jutta Eggersmann
Tel.: 0251-20807373
jutta.eggersmann@lanuv.nrw.de

Sibylle Fütterer
Tel.: 0211-1590 2372
sibylle.fuetterer@lanuv.nrw.de

Günter Grubert
Tel.: 0211-1590 2333
guenter.grubert@lanuv.nrw.de

Auswertung

| | |
|--|---|
| Parameter: | Bromat Chlorid Cyanid Fluorid Nitrat Nitrit Phosphor Sulfat Trübung |
| Teilnehmerzahl gesamt: | 199 |
| Proben: | Die Herstellung der Proben erfolgte durch Aufstockung von Trinkwasser mit Standardlösungen beim IWW (Rheinisch-Westfälisches Institut für Wasserforschung, Mülheim a.d.R.). Es wurden 7 unterschiedliche Niveaus (Chargen A - G) erstellt, davon erhielten die Teilnehmer jeweils 3 zufällig ausgewählte Niveaus mit identischer Beschriftung (Probe I, II, III). |
| Probenversand: | Mittels Paketdienst am Montag, 12.09.2011, garantierte Auslieferung bis Dienstag, 13.09.2011, 18 Uhr |
| Ergebnisabgabe: | Bis Montag, 10.10.2011, 24 Uhr. Zur Einhaltung der Frist mussten die unterschriebenen Ergebnisformulare per Post oder Telefax und die Datei mit Ergebniswerten per E-Mail rechtzeitig im LANUV vorliegen. |
| Statistische Auswertung: | Nach DIN 38402 A45 (Ausgabe Sept. 2003) Als Referenzwert wurde der mit robuster Statistik berechnete Gesamtmittelwert (Hampel-Schätzer) zugrunde gelegt. Die Berechnung der Vergleichsstandardabweichung erfolgte nach der Q-Methode. (Software: ProLab, Fa. QuoData, Dresden) |
| Limitierung der Standardabweichung: | Damit die Toleranzgrenzen weder zu weit noch zu eng berechnet wurden, galten folgende Grenzen: untere Grenze 5%, obere Grenze 25% Die untere Grenze wurde bei den folgenden Parametern in den Chargen (Niveaus): Charge A : Chlorid, Fluorid, Nitrat, Sulfat Charge B : Chlorid, Fluorid, Nitrat, Sulfat Charge C : Chlorid, Fluorid, Sulfat Charge D : Chlorid, Nitrat, Nitrit, Sulfat Charge E : Chlorid, Nitrat, Nitrit, Sulfat Charge F : Chlorid, Nitrat, Sulfat Charge G : Chlorid, Nitrat, Nitrit, Sulfat |

Die obere Grenze wurde bei den folgenden Parametern in den Chargen (Niveaus):

Charge B : Bromat

Charge F : Bromat

Erfolgskriterien:

Gemäß Vorgaben der Trinkwasserverordnung und der Kriterien des UBA:

- Bewertung der Messwerte durch z_u -Scores, $|z_u| \leq 2$,
- Einzelbewertung der Parameter, nicht des gesamten Ringversuchs (2 von 3 Ergebnissen für einen Parameter müssen im Toleranzbereich sein)

Auf dem Teilnahme-Zertifikat sind neben den verbindlich angemeldeten, die erfolgreich bestimmten Parameter aufgeführt.

Ergebnisse

36 Teilnehmer haben alle Untersuchungsparameter des Ringversuchs analysiert und erfolgreich bestimmt.

112 Untersuchungsstellen haben alle Parameter für die sie sich angemeldet haben, erfolgreich bestimmt.

60 Untersuchungsstellen haben einen angemeldeten Parameter nicht erfolgreich bestimmt.

Die weiteren Ergebnisse sind den anliegenden Tabellen und Grafiken zu entnehmen.

Darstellung der Proben

Probe A

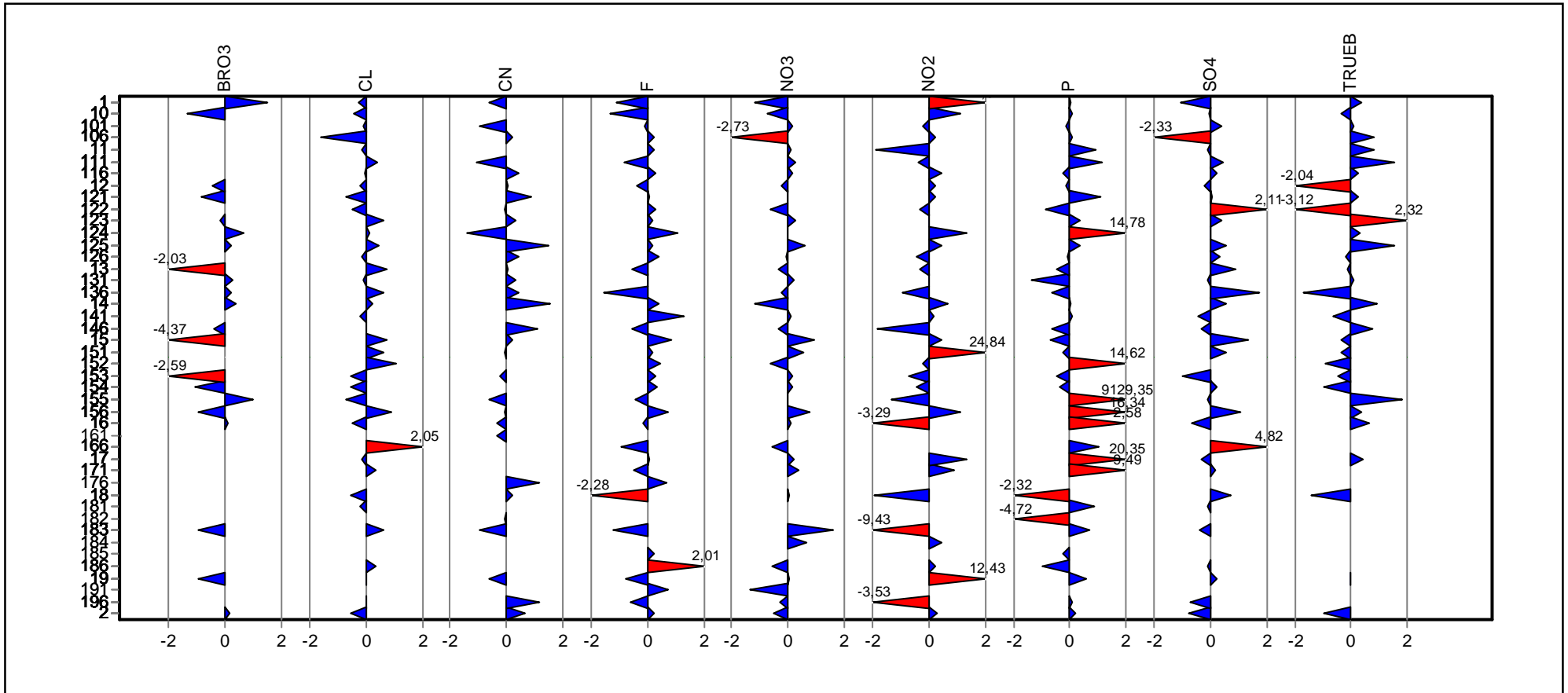
Ringversuchskenndaten

Charge A

| Merkmal | | Sollwert | Soil-STD. | rel.Soil-STD.[%] | Vergleichs-STD | rel.Vergleichs-STD [%] | Tol. unten | Tol. oben | Einheit | Anzahl Labore/Werte |
|----------|-------|----------|-----------|------------------|----------------|------------------------|------------|-----------|---------|---------------------|
| Bromat | BRO3 | 0,0597 | 0,00990 | 16,60 | 0,00990 | 16,60 | 0,0412 | 0,0814 | mg/l | 39 |
| Chlorid | CL | 134,521 | 6,7261 | 5,00 | 4,2475 | 3,16 | 121,3891 | 148,327 | mg/l | 81 |
| Cyanid | CN | 0,01720 | 0,00372 | 21,63 | 0,00372 | 21,63 | 0,0104 | 0,0256 | mg/l | 58 |
| Fluorid | F | 3,5171 | 0,17585 | 5,00 | 0,12861 | 3,66 | 3,1737 | 3,878 | mg/l | 79 |
| Nitrat | NO3 | 55,270 | 2,7635 | 5,00 | 1,5692 | 2,84 | 49,8748 | 60,9427 | mg/l | 81 |
| Nitrit | NO2 | 0,0539 | 0,00440 | 8,16 | 0,00440 | 8,16 | 0,0455 | 0,0631 | mg/l | 79 |
| Phosphor | P | 0,24765 | 0,02992 | 12,08 | 0,02992 | 12,08 | 0,191 | 0,3116 | mg/l | 78 |
| Sulfat | SO4 | 118,477 | 5,9239 | 5,00 | 4,5600 | 3,85 | 106,9111 | 130,6362 | mg/l | 80 |
| Trübung | TRUEB | 0,422 | 0,0697 | 16,52 | 0,0697 | 16,52 | 0,2924 | 0,5752 | NTU | 75 |

Übersicht Zu-Scores

Probe: A

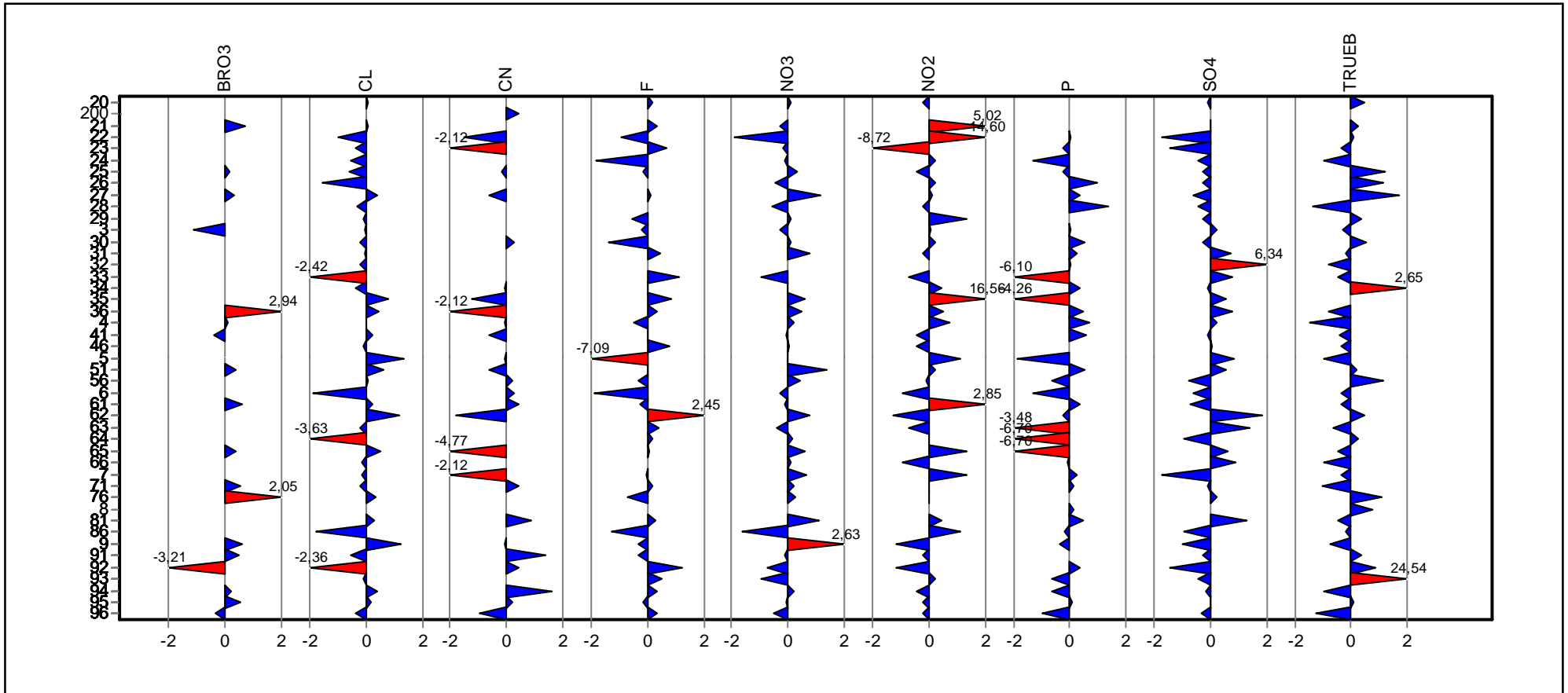


Referenzstelle Trinkwasser FB 61.1



Übersicht Zu-Scores

Probe: A



Referenzstelle Trinkwasser FB 61.1

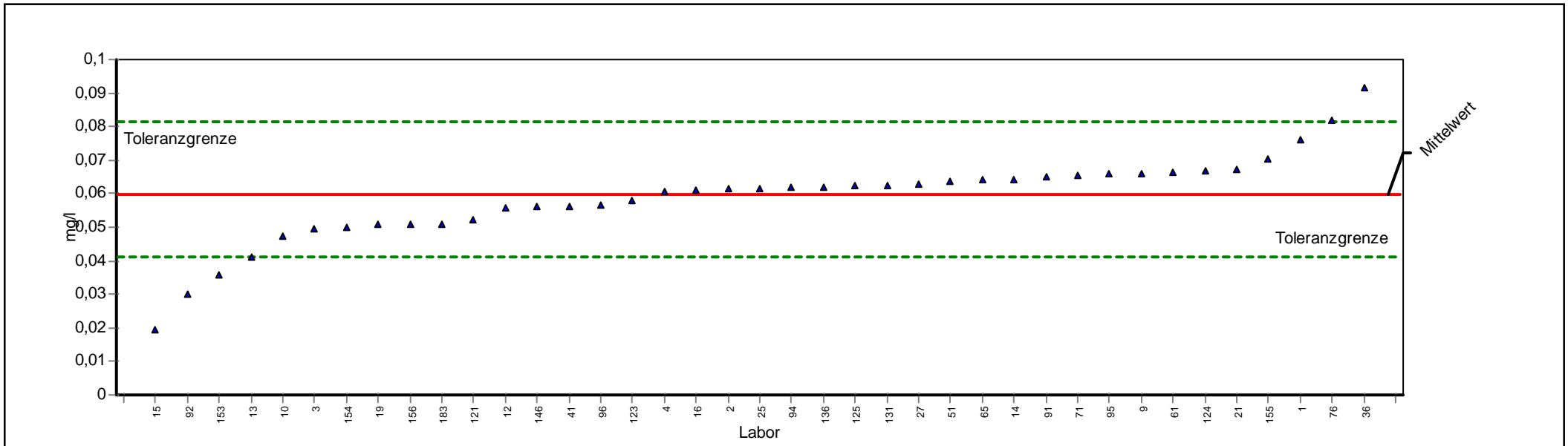


**Einzeldarstellung der
Parameter
(Grafik und Tabelle)**

Einzeldarstellung

Probe: A
Parameter: Bromat
Methode: DIN 38402 A45
Anzahl Labore: 39
Toleranzgrenzen: 0,0412 - 0,0814 mg/l (|Zu-Score| < 2,00)

Sollwert: 0,0597 mg/l (empirischer Wert)
Soll-STD: 0,0099 mg/l (Limited)
Rel.Soll STD: 16,60% (Limited)
Rel.Vergleichs-STD (VR, rel): 16,60%
Vergleichs-STD (VR): 0,0099 mg/l



ProLab 2009



Einzeldarstellung

| | | | |
|------------------|--|-------------------------------|--------------------------------|
| Probe: | A | Sollwert: | 0,0597 mg/l (empirischer Wert) |
| Parameter: | Bromat | Soll-STD: | 0,0099 mg/l (Limited) |
| Methode: | DIN 38402 A45 | Rel.Soll STD: | 16,60% (Limited) |
| Anzahl Labore: | 39 | Rel.Vergleichs-STD (VR, rel): | 16,60% |
| Toleranzgrenzen: | 0,0412 - 0,0814 mg/l (Zu-Score < 2,00) | Vergleichs-STD (VR): | 0,0099 mg/l |

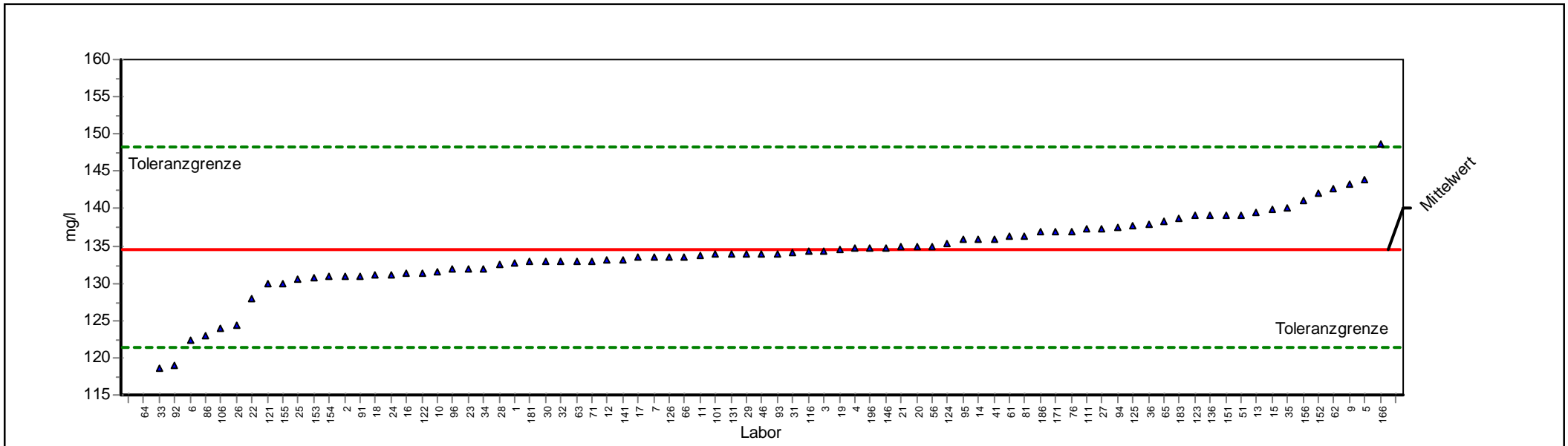
| Laborcode | GH | STD | Z-Score | GH 1 | GH 2 | GH 3 | GH 4 |
|-----------|--------|-----|---------|--------|------|------|------|
| 1 | 0,0760 | | 1,5028 | 0,0760 | | | |
| 10 | 0,0474 | | -1,3293 | 0,0474 | | | |
| 12 | 0,0557 | | -0,4303 | 0,0557 | | | |
| 121 | 0,0520 | | -0,8320 | 0,0520 | | | |
| 123 | 0,0580 | | -0,1806 | 0,0580 | | | |
| 124 | 0,0670 | | 0,6749 | 0,0670 | | | |
| 125 | 0,0622 | | 0,2333 | 0,0622 | | | |
| 13 | 0,0410 | | -2,0263 | 0,0410 | | | |
| 131 | 0,0624 | | 0,2517 | 0,0624 | | | |
| 136 | 0,0620 | | 0,2149 | 0,0620 | | | |
| 14 | 0,0641 | | 0,4081 | 0,0641 | | | |
| 146 | 0,0560 | | -0,3977 | 0,0560 | | | |
| 15 | 0,0194 | | -4,3715 | 0,0194 | | | |
| 153 | 0,0358 | | -2,5909 | 0,0358 | | | |
| 154 | 0,0500 | | -1,0492 | 0,0500 | | | |
| 155 | 0,0705 | | 0,9968 | 0,0705 | | | |
| 156 | 0,0510 | | -0,9406 | 0,0510 | | | |
| 16 | 0,0610 | | 0,1229 | 0,0610 | | | |
| 183 | 0,0510 | | -0,9406 | 0,0510 | | | |
| 19 | 0,0508 | | -0,9623 | 0,0508 | | | |
| 2 | 0,0613 | | 0,1505 | 0,0613 | | | |
| 21 | 0,0674 | | 0,7117 | 0,0674 | | | |
| 25 | 0,0615 | | 0,1689 | 0,0615 | | | |
| 27 | 0,0630 | | 0,3069 | 0,0630 | | | |
| 3 | 0,0495 | | -1,1035 | 0,0495 | | | |
| 36 | 0,0916 | | 2,9415 | 0,0916 | | | |
| 4 | 0,0607 | | 0,0908 | 0,0607 | | | |
| 41 | 0,0560 | | -0,3977 | 0,0560 | | | |
| 51 | 0,0638 | | 0,3805 | 0,0638 | | | |
| 61 | 0,0665 | | 0,6289 | 0,0665 | | | |
| 65 | 0,0640 | | 0,3989 | 0,0640 | | | |
| 71 | 0,0656 | | 0,5461 | 0,0656 | | | |
| 76 | 0,0820 | | 2,0547 | 0,0820 | | | |
| 9 | 0,0660 | | 0,5829 | 0,0660 | | | |
| 91 | 0,0650 | | 0,4909 | 0,0650 | | | |
| 92 | 0,0301 | | -3,2098 | 0,0301 | | | |
| 94 | 0,0619 | | 0,2057 | 0,0619 | | | |
| 95 | 0,0659 | | 0,5763 | 0,0659 | | | |
| 96 | 0,0566 | | -0,3326 | 0,0566 | | | |



Einzeldarstellung

Probe: A
 Parameter: Chlorid
 Methode: DIN 38402 A45
 Anzahl Labore: 81
 Toleranzgrenzen: 121,3891 - 148,3270 mg/l (|Zu-Score| < 2,00)

Sollwert: 134,5215 mg/l (empirischer Wert)
 Soll-STD: 6,7261 mg/l (Limited)
 Rel.Soll STD: 5,00% (Limited)
 Rel.Vergleichs-STD (VR, rel): 3,16%
 Vergleichs-STD (VR): 4,2475 mg/l



ProLab 2009



Einzeldarstellung

| | | | |
|------------------|--|-------------------------------|---------------------------------|
| Probe: | A | Sollwert: | 134,521 mg/l (empirischer Wert) |
| Parameter: | Chlorid | Soll-STD: | 6,726 mg/l (Limited) |
| Methode: | DIN 38402 A45 | Rel.Soll STD: | 5,00% (Limited) |
| Anzahl Labore: | 81 | Rel.Vergleichs-STD (VR, rel): | 3,16% |
| Toleranzgrenzen: | 121,389 - 148,327 mg/l (Zu-Score < 2,00) | Vergleichs-STD (VR): | 4,248 mg/l |

| Laborcode | GH | STD | Z-Score | GH 1 | GH 2 | GH 3 | GH 4 |
|-----------|---------|-----|---------|---------|------|------|------|
| 1 | 132,700 | | -0,277 | 132,700 | | | |
| 10 | 131,600 | | -0,445 | 131,600 | | | |
| 101 | 134,000 | | -0,079 | 134,000 | | | |
| 106 | 124,000 | | -1,602 | 124,000 | | | |
| 11 | 133,640 | | -0,134 | 133,640 | | | |
| 111 | 137,300 | | 0,403 | 137,300 | | | |
| 116 | 134,329 | | -0,029 | 134,329 | | | |
| 12 | 133,200 | | -0,201 | 133,200 | | | |
| 121 | 130,000 | | -0,689 | 130,000 | | | |
| 122 | 131,400 | | -0,475 | 131,400 | | | |
| 123 | 139,000 | | 0,649 | 139,000 | | | |
| 124 | 135,230 | | 0,103 | 135,230 | | | |
| 125 | 137,700 | | 0,460 | 137,700 | | | |
| 126 | 133,600 | | -0,140 | 133,600 | | | |
| 13 | 139,500 | | 0,721 | 139,500 | | | |
| 131 | 134,000 | | -0,079 | 134,000 | | | |
| 136 | 139,000 | | 0,649 | 139,000 | | | |
| 14 | 136,000 | | 0,214 | 136,000 | | | |
| 141 | 133,200 | | -0,201 | 133,200 | | | |
| 146 | 134,810 | | 0,042 | 134,810 | | | |
| 15 | 139,800 | | 0,765 | 139,800 | | | |
| 151 | 139,000 | | 0,649 | 139,000 | | | |
| 152 | 142,000 | | 1,083 | 142,000 | | | |
| 153 | 130,800 | | -0,567 | 130,800 | | | |
| 154 | 131,000 | | -0,536 | 131,000 | | | |
| 155 | 130,000 | | -0,689 | 130,000 | | | |
| 156 | 141,000 | | 0,939 | 141,000 | | | |
| 16 | 131,290 | | -0,492 | 131,290 | | | |
| 166 | 148,700 | | 2,054 | 148,700 | | | |
| 17 | 133,500 | | -0,156 | 133,500 | | | |
| 171 | 137,000 | | 0,359 | 137,000 | | | |
| 18 | 131,100 | | -0,521 | 131,100 | | | |
| 181 | 133,000 | | -0,232 | 133,000 | | | |
| 183 | 138,700 | | 0,605 | 138,700 | | | |
| 186 | 136,900 | | 0,345 | 136,900 | | | |
| 19 | 134,530 | | 0,001 | 134,530 | | | |
| 196 | 134,800 | | 0,040 | 134,800 | | | |
| 2 | 131,000 | | -0,536 | 131,000 | | | |
| 20 | 135,000 | | 0,069 | 135,000 | | | |
| 21 | 134,980 | | 0,066 | 134,980 | | | |
| 22 | 128,000 | | -0,993 | 128,000 | | | |
| 23 | 132,000 | | -0,384 | 132,000 | | | |



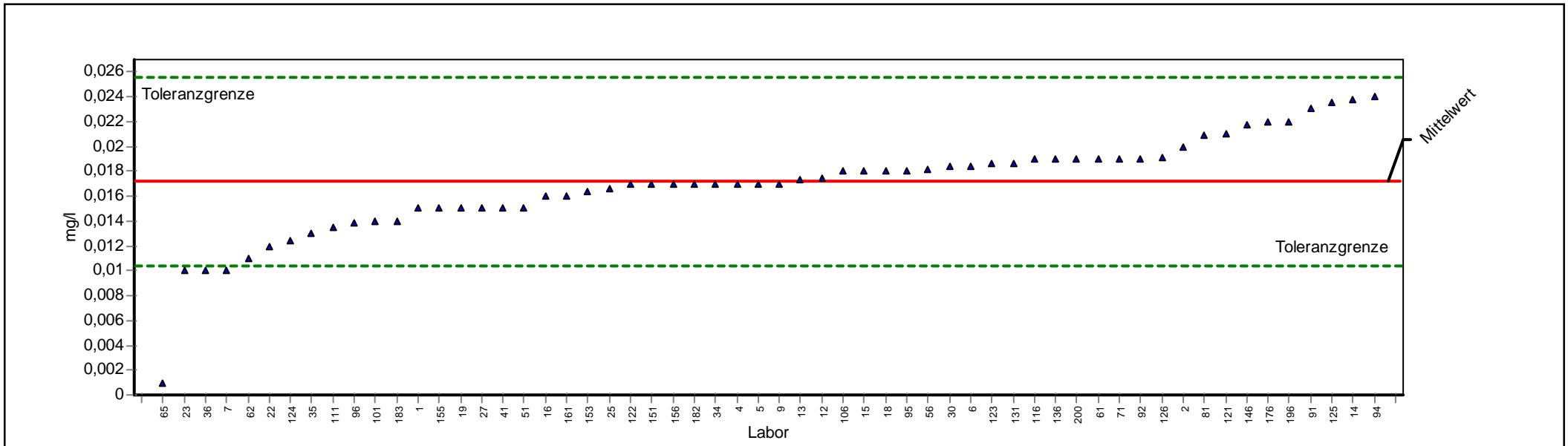
| | | | |
|----|---------|--------|---------|
| 24 | 131,100 | -0,521 | 131,100 |
| 25 | 130,500 | -0,612 | 130,500 |
| 26 | 124,400 | -1,541 | 124,400 |
| 27 | 137,400 | 0,417 | 137,400 |
| 28 | 132,600 | -0,293 | 132,600 |
| 29 | 134,000 | -0,079 | 134,000 |
| 3 | 134,400 | -0,018 | 134,400 |
| 30 | 133,000 | -0,232 | 133,000 |
| 31 | 134,200 | -0,049 | 134,200 |
| 32 | 133,000 | -0,232 | 133,000 |
| 33 | 118,600 | -2,425 | 118,600 |
| 34 | 132,000 | -0,384 | 132,000 |
| 35 | 140,000 | 0,794 | 140,000 |
| 36 | 137,900 | 0,489 | 137,900 |
| 4 | 134,758 | 0,034 | 134,758 |
| 41 | 136,000 | 0,214 | 136,000 |
| 46 | 134,000 | -0,079 | 134,000 |
| 5 | 143,800 | 1,344 | 143,800 |
| 51 | 139,000 | 0,649 | 139,000 |
| 56 | 135,000 | 0,069 | 135,000 |
| 6 | 122,300 | -1,861 | 122,300 |
| 61 | 136,300 | 0,258 | 136,300 |
| 62 | 142,600 | 1,170 | 142,600 |
| 63 | 133,000 | -0,232 | 133,000 |
| 64 | 110,700 | -3,628 | 110,700 |
| 65 | 138,200 | 0,533 | 138,200 |
| 66 | 133,600 | -0,140 | 133,600 |
| 7 | 133,500 | -0,156 | 133,500 |
| 71 | 133,000 | -0,232 | 133,000 |
| 76 | 137,000 | 0,359 | 137,000 |
| 81 | 136,400 | 0,272 | 136,400 |
| 86 | 123,000 | -1,755 | 123,000 |
| 9 | 143,300 | 1,272 | 143,300 |
| 91 | 131,000 | -0,536 | 131,000 |
| 92 | 119,000 | -2,364 | 119,000 |
| 93 | 134,000 | -0,079 | 134,000 |
| 94 | 137,500 | 0,431 | 137,500 |
| 95 | 135,920 | 0,203 | 135,920 |
| 96 | 131,900 | -0,399 | 131,900 |



Einzeldarstellung

Probe: A
Parameter: Cyanid
Methode: DIN 38402 A45
Anzahl Labore: 58
Toleranzgrenzen: 0,010 - 0,026 mg/l (|Zu-Score| < 2,00)

Sollwert: 0,017 mg/l (empirischer Wert)
Soll-STD: 0,004 mg/l (Limited)
Rel.Soll STD: 21,63% (Limited)
Rel.Vergleichs-STD (VR, rel): 21,63%
Vergleichs-STD (VR): 0,004 mg/l



ProLab 2009



Einzeldarstellung

| | | | |
|------------------|--|-------------------------------|--------------------------------|
| Probe: | A | Sollwert: | 0,0172 mg/l (empirischer Wert) |
| Parameter: | Cyanid | Soll-STD: | 0,0037 mg/l (Limited) |
| Methode: | DIN 38402 A45 | Rel.Soll STD: | 21,63% (Limited) |
| Anzahl Labore: | 58 | Rel.Vergleichs-STD (VR, rel): | 21,63% |
| Toleranzgrenzen: | 0,0104 - 0,0256 mg/l (Zu-Score < 2,00) | Vergleichs-STD (VR): | 0,0037 mg/l |

| Laborcode | GH | STD | Z-Score | GH 1 | GH 2 | GH 3 | GH 4 |
|-----------|--------|-----|---------|--------|------|------|------|
| 1 | 0,0150 | | -0,6480 | 0,0150 | | | |
| 101 | 0,0140 | | -0,9421 | 0,0140 | | | |
| 106 | 0,0180 | | 0,1888 | 0,0180 | | | |
| 111 | 0,0135 | | -1,0892 | 0,0135 | | | |
| 116 | 0,0190 | | 0,4258 | 0,0190 | | | |
| 12 | 0,0175 | | 0,0703 | 0,0175 | | | |
| 121 | 0,0210 | | 0,8998 | 0,0210 | | | |
| 122 | 0,0170 | | -0,0598 | 0,0170 | | | |
| 123 | 0,0186 | | 0,3310 | 0,0186 | | | |
| 124 | 0,0124 | | -1,4127 | 0,0124 | | | |
| 125 | 0,0235 | | 1,4922 | 0,0235 | | | |
| 126 | 0,0191 | | 0,4495 | 0,0191 | | | |
| 13 | 0,0173 | | 0,0229 | 0,0173 | | | |
| 131 | 0,0186 | | 0,3310 | 0,0186 | | | |
| 136 | 0,0190 | | 0,4258 | 0,0190 | | | |
| 14 | 0,0238 | | 1,5633 | 0,0238 | | | |
| 146 | 0,0218 | | 1,0893 | 0,0218 | | | |
| 15 | 0,0180 | | 0,1888 | 0,0180 | | | |
| 151 | 0,0170 | | -0,0598 | 0,0170 | | | |
| 153 | 0,0164 | | -0,2362 | 0,0164 | | | |
| 155 | 0,0150 | | -0,6480 | 0,0150 | | | |
| 156 | 0,0170 | | -0,0598 | 0,0170 | | | |
| 16 | 0,0160 | | -0,3539 | 0,0160 | | | |
| 161 | 0,0160 | | -0,3539 | 0,0160 | | | |
| 176 | 0,0220 | | 1,1367 | 0,0220 | | | |
| 18 | 0,0180 | | 0,1888 | 0,0180 | | | |
| 182 | 0,0170 | | -0,0598 | 0,0170 | | | |
| 183 | 0,0140 | | -0,9421 | 0,0140 | | | |
| 19 | 0,0150 | | -0,6480 | 0,0150 | | | |
| 196 | 0,0220 | | 1,1367 | 0,0220 | | | |
| 2 | 0,0199 | | 0,6391 | 0,0199 | | | |
| 200 | 0,0190 | | 0,4258 | 0,0190 | | | |
| 22 | 0,0120 | | -1,5304 | 0,0120 | | | |
| 23 | 0,0100 | | -2,1186 | 0,0100 | | | |
| 25 | 0,0166 | | -0,1774 | 0,0166 | | | |
| 27 | 0,0150 | | -0,6480 | 0,0150 | | | |
| 30 | 0,0184 | | 0,2836 | 0,0184 | | | |
| 34 | 0,0170 | | -0,0598 | 0,0170 | | | |
| 35 | 0,0130 | | -1,2362 | 0,0130 | | | |
| 36 | 0,0100 | | -2,1186 | 0,0100 | | | |
| 4 | 0,0170 | | -0,0598 | 0,0170 | | | |
| 41 | 0,0150 | | -0,6480 | 0,0150 | | | |



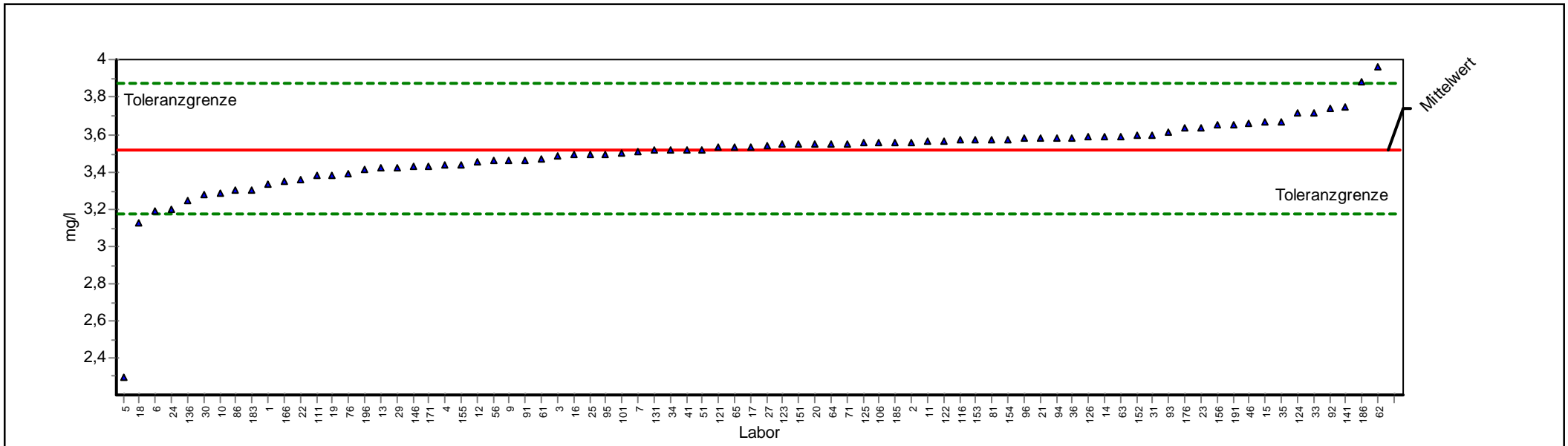
| | | | |
|----|--------|---------|--------|
| 5 | 0,0170 | -0,0598 | 0,0170 |
| 51 | 0,0150 | -0,6480 | 0,0150 |
| 56 | 0,0182 | 0,2362 | 0,0182 |
| 6 | 0,0184 | 0,2836 | 0,0184 |
| 61 | 0,0190 | 0,4258 | 0,0190 |
| 62 | 0,0110 | -1,8245 | 0,0110 |
| 65 | 0,0010 | -4,7657 | 0,0010 |
| 7 | 0,0100 | -2,1186 | 0,0100 |
| 71 | 0,0190 | 0,4258 | 0,0190 |
| 81 | 0,0209 | 0,8761 | 0,0209 |
| 9 | 0,0170 | -0,0598 | 0,0170 |
| 91 | 0,0230 | 1,3737 | 0,0230 |
| 92 | 0,0190 | 0,4258 | 0,0190 |
| 94 | 0,0240 | 1,6107 | 0,0240 |
| 95 | 0,0180 | 0,1888 | 0,0180 |
| 96 | 0,0139 | -0,9715 | 0,0139 |



Einzeldarstellung

Probe: A
Parameter: Fluorid
Methode: DIN 38402 A45
Anzahl Labore: 79
Toleranzgrenzen: 3,17374 - 3,87803 mg/l (|Zu-Score| < 2,00)

Sollwert: 3,51709 mg/l (empirischer Wert)
Soll-STD: 0,17585 mg/l (Limited)
Rel.Soll STD: 5,00% (Limited)
Rel.Vergleichs-STD (VR, rel): 3,66%
Vergleichs-STD (VR): 0,12861 mg/l



ProLab 2009



Einzeldarstellung

| | | | |
|------------------|--|-------------------------------|-------------------------------|
| Probe: | A | Sollwert: | 3,517 mg/l (empirischer Wert) |
| Parameter: | Fluorid | Soll-STD: | 0,176 mg/l (Limited) |
| Methode: | DIN 38402 A45 | Rel.Soll STD: | 5,00% (Limited) |
| Anzahl Labore: | 79 | Rel.Vergleichs-STD (VR, rel): | 3,66% |
| Toleranzgrenzen: | 3,174 - 3,878 mg/l (Zu-Score < 2,00) | Vergleichs-STD (VR): | 0,129 mg/l |

| Laborcode | GH | STD | Z-Score | GH 1 | GH 2 | GH 3 | GH 4 |
|-----------|-------|-----|---------|-------|------|------|------|
| 1 | 3,330 | | -1,090 | 3,330 | | | |
| 10 | 3,290 | | -1,323 | 3,290 | | | |
| 101 | 3,500 | | -0,100 | 3,500 | | | |
| 106 | 3,560 | | 0,238 | 3,560 | | | |
| 11 | 3,561 | | 0,243 | 3,561 | | | |
| 111 | 3,380 | | -0,799 | 3,380 | | | |
| 116 | 3,570 | | 0,293 | 3,570 | | | |
| 12 | 3,450 | | -0,391 | 3,450 | | | |
| 121 | 3,530 | | 0,072 | 3,530 | | | |
| 122 | 3,565 | | 0,265 | 3,565 | | | |
| 123 | 3,550 | | 0,182 | 3,550 | | | |
| 124 | 3,713 | | 1,086 | 3,713 | | | |
| 125 | 3,554 | | 0,205 | 3,554 | | | |
| 126 | 3,590 | | 0,404 | 3,590 | | | |
| 13 | 3,420 | | -0,566 | 3,420 | | | |
| 131 | 3,520 | | 0,016 | 3,520 | | | |
| 136 | 3,250 | | -1,556 | 3,250 | | | |
| 14 | 3,590 | | 0,404 | 3,590 | | | |
| 141 | 3,750 | | 1,291 | 3,750 | | | |
| 146 | 3,428 | | -0,518 | 3,428 | | | |
| 15 | 3,670 | | 0,847 | 3,670 | | | |
| 151 | 3,550 | | 0,182 | 3,550 | | | |
| 152 | 3,598 | | 0,448 | 3,598 | | | |
| 153 | 3,570 | | 0,293 | 3,570 | | | |
| 154 | 3,575 | | 0,321 | 3,575 | | | |
| 155 | 3,440 | | -0,449 | 3,440 | | | |
| 156 | 3,650 | | 0,736 | 3,650 | | | |
| 16 | 3,490 | | -0,158 | 3,490 | | | |
| 166 | 3,353 | | -0,956 | 3,353 | | | |
| 17 | 3,534 | | 0,094 | 3,534 | | | |
| 171 | 3,430 | | -0,507 | 3,430 | | | |
| 176 | 3,640 | | 0,681 | 3,640 | | | |
| 18 | 3,125 | | -2,284 | 3,125 | | | |
| 183 | 3,305 | | -1,235 | 3,305 | | | |
| 185 | 3,560 | | 0,238 | 3,560 | | | |
| 186 | 3,880 | | 2,011 | 3,880 | | | |
| 19 | 3,385 | | -0,769 | 3,385 | | | |
| 191 | 3,650 | | 0,736 | 3,650 | | | |
| 196 | 3,410 | | -0,624 | 3,410 | | | |
| 2 | 3,560 | | 0,238 | 3,560 | | | |
| 20 | 3,550 | | 0,182 | 3,550 | | | |
| 21 | 3,580 | | 0,349 | 3,580 | | | |



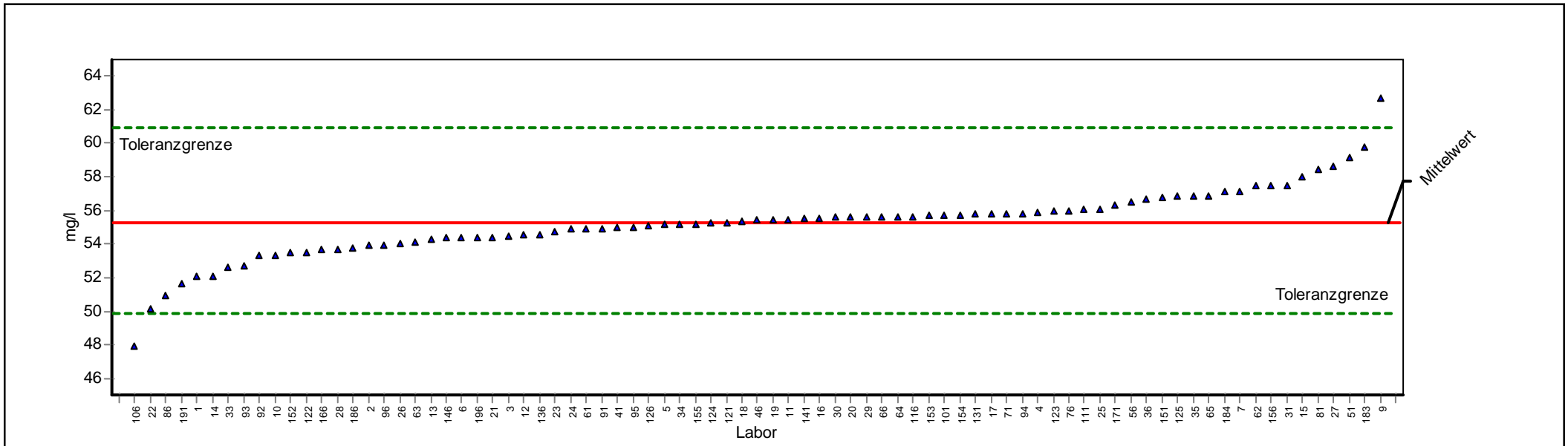
| | | | |
|----|-------|--------|-------|
| 22 | 3,354 | -0,950 | 3,354 |
| 23 | 3,640 | 0,681 | 3,640 |
| 24 | 3,200 | -1,847 | 3,200 |
| 25 | 3,490 | -0,158 | 3,490 |
| 27 | 3,540 | 0,127 | 3,540 |
| 29 | 3,420 | -0,566 | 3,420 |
| 3 | 3,482 | -0,204 | 3,482 |
| 30 | 3,280 | -1,381 | 3,280 |
| 31 | 3,600 | 0,459 | 3,600 |
| 33 | 3,720 | 1,124 | 3,720 |
| 34 | 3,520 | 0,016 | 3,520 |
| 35 | 3,670 | 0,847 | 3,670 |
| 36 | 3,582 | 0,360 | 3,582 |
| 4 | 3,434 | -0,484 | 3,434 |
| 41 | 3,520 | 0,016 | 3,520 |
| 46 | 3,660 | 0,792 | 3,660 |
| 5 | 2,300 | -7,090 | 2,300 |
| 51 | 3,520 | 0,016 | 3,520 |
| 56 | 3,460 | -0,333 | 3,460 |
| 6 | 3,190 | -1,905 | 3,190 |
| 61 | 3,470 | -0,274 | 3,470 |
| 62 | 3,960 | 2,454 | 3,960 |
| 63 | 3,590 | 0,404 | 3,590 |
| 64 | 3,550 | 0,182 | 3,550 |
| 65 | 3,530 | 0,072 | 3,530 |
| 7 | 3,513 | -0,024 | 3,513 |
| 71 | 3,550 | 0,182 | 3,550 |
| 76 | 3,390 | -0,740 | 3,390 |
| 81 | 3,570 | 0,293 | 3,570 |
| 86 | 3,300 | -1,265 | 3,300 |
| 9 | 3,460 | -0,333 | 3,460 |
| 91 | 3,460 | -0,333 | 3,460 |
| 92 | 3,740 | 1,235 | 3,740 |
| 93 | 3,610 | 0,515 | 3,610 |
| 94 | 3,580 | 0,349 | 3,580 |
| 95 | 3,494 | -0,134 | 3,494 |
| 96 | 3,578 | 0,338 | 3,578 |



Einzeldarstellung

Probe: A
Parameter: Nitrat
Methode: DIN 38402 A45
Anzahl Labore: 81
Toleranzgrenzen: 49,875 - 60,943 mg/l (|Zu-Score| < 2,00)

Sollwert: 55,270 mg/l (empirischer Wert)
Soll-STD: 2,764 mg/l (Limited)
Rel.Soll STD: 5,00% (Limited)
Rel.Vergleichs-STD (VR, rel): 2,84%
Vergleichs-STD (VR): 1,569 mg/l



ProLab 2009



Einzeldarstellung

| | | | |
|------------------|--|-------------------------------|--------------------------------|
| Probe: | A | Sollwert: | 55,270 mg/l (empirischer Wert) |
| Parameter: | Nitrat | Soll-STD: | 2,764 mg/l (Limited) |
| Methode: | DIN 38402 A45 | Rel.Soll STD: | 5,00% (Limited) |
| Anzahl Labore: | 81 | Rel.Vergleichs-STD (VR, rel): | 2,84% |
| Toleranzgrenzen: | 49,875 - 60,943 mg/l (Zu-Score < 2,00) | Vergleichs-STD (VR): | 1,569 mg/l |

| Laborcode | GH | STD | Z-Score | GH 1 | GH 2 | GH 3 | GH 4 |
|-----------|--------|-----|---------|--------|------|------|------|
| 1 | 52,100 | | -1,175 | 52,100 | | | |
| 10 | 53,340 | | -0,716 | 53,340 | | | |
| 101 | 55,700 | | 0,151 | 55,700 | | | |
| 106 | 47,900 | | -2,732 | 47,900 | | | |
| 11 | 55,460 | | 0,067 | 55,460 | | | |
| 111 | 56,090 | | 0,289 | 56,090 | | | |
| 116 | 55,663 | | 0,138 | 55,663 | | | |
| 12 | 54,600 | | -0,249 | 54,600 | | | |
| 121 | 55,300 | | 0,010 | 55,300 | | | |
| 122 | 53,520 | | -0,649 | 53,520 | | | |
| 123 | 56,000 | | 0,257 | 56,000 | | | |
| 124 | 55,280 | | 0,003 | 55,280 | | | |
| 125 | 56,890 | | 0,571 | 56,890 | | | |
| 126 | 55,100 | | -0,063 | 55,100 | | | |
| 13 | 54,300 | | -0,360 | 54,300 | | | |
| 131 | 55,800 | | 0,187 | 55,800 | | | |
| 136 | 54,600 | | -0,249 | 54,600 | | | |
| 14 | 52,100 | | -1,175 | 52,100 | | | |
| 141 | 55,520 | | 0,088 | 55,520 | | | |
| 146 | 54,386 | | -0,328 | 54,386 | | | |
| 15 | 57,980 | | 0,955 | 57,980 | | | |
| 151 | 56,800 | | 0,539 | 56,800 | | | |
| 152 | 53,500 | | -0,656 | 53,500 | | | |
| 153 | 55,670 | | 0,141 | 55,670 | | | |
| 154 | 55,700 | | 0,151 | 55,700 | | | |
| 155 | 55,200 | | -0,026 | 55,200 | | | |
| 156 | 57,500 | | 0,786 | 57,500 | | | |
| 16 | 55,560 | | 0,102 | 55,560 | | | |
| 166 | 53,650 | | -0,601 | 53,650 | | | |
| 17 | 55,800 | | 0,187 | 55,800 | | | |
| 171 | 56,320 | | 0,370 | 56,320 | | | |
| 18 | 55,320 | | 0,017 | 55,320 | | | |
| 183 | 59,800 | | 1,597 | 59,800 | | | |
| 184 | 57,100 | | 0,645 | 57,100 | | | |
| 186 | 53,750 | | -0,564 | 53,750 | | | |
| 19 | 55,454 | | 0,065 | 55,454 | | | |
| 191 | 51,600 | | -1,361 | 51,600 | | | |
| 196 | 54,410 | | -0,319 | 54,410 | | | |
| 2 | 53,900 | | -0,508 | 53,900 | | | |
| 20 | 55,600 | | 0,116 | 55,600 | | | |
| 21 | 54,420 | | -0,315 | 54,420 | | | |
| 22 | 50,100 | | -1,917 | 50,100 | | | |



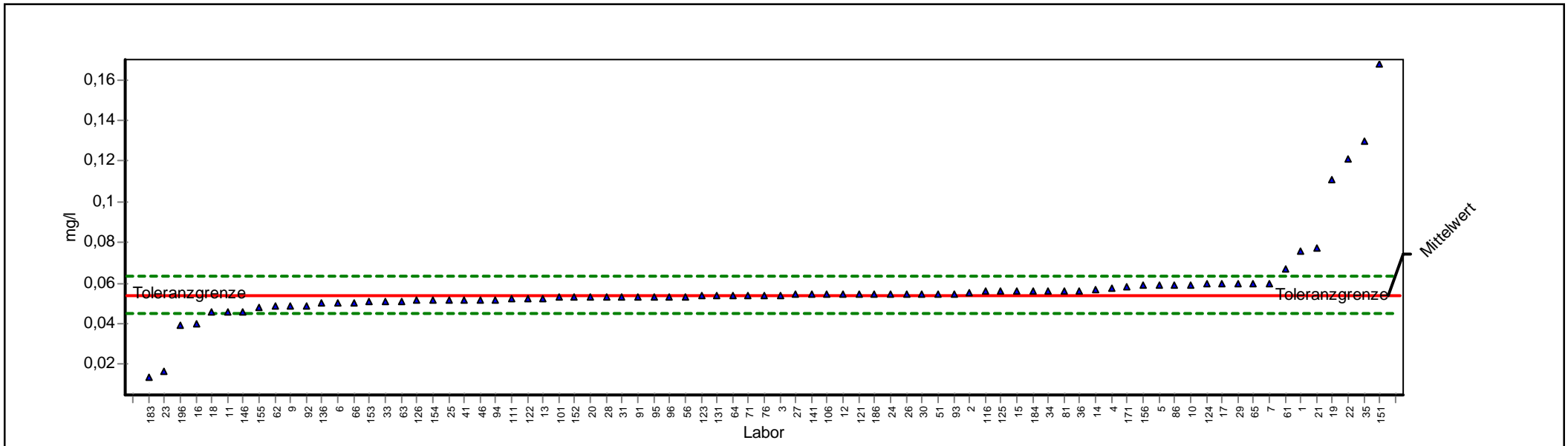
| | | | |
|----|--------|--------|--------|
| 23 | 54,700 | -0,211 | 54,700 |
| 24 | 54,900 | -0,137 | 54,900 |
| 25 | 56,100 | 0,292 | 56,100 |
| 26 | 54,000 | -0,471 | 54,000 |
| 27 | 58,600 | 1,174 | 58,600 |
| 28 | 53,700 | -0,582 | 53,700 |
| 29 | 55,600 | 0,116 | 55,600 |
| 3 | 54,500 | -0,286 | 54,500 |
| 30 | 55,580 | 0,109 | 55,580 |
| 31 | 57,500 | 0,786 | 57,500 |
| 33 | 52,600 | -0,990 | 52,600 |
| 34 | 55,170 | -0,037 | 55,170 |
| 35 | 56,900 | 0,575 | 56,900 |
| 36 | 56,680 | 0,497 | 56,680 |
| 4 | 55,871 | 0,212 | 55,871 |
| 41 | 55,000 | -0,100 | 55,000 |
| 46 | 55,400 | 0,046 | 55,400 |
| 5 | 55,150 | -0,045 | 55,150 |
| 51 | 59,200 | 1,386 | 59,200 |
| 56 | 56,500 | 0,434 | 56,500 |
| 6 | 54,400 | -0,323 | 54,400 |
| 61 | 54,900 | -0,137 | 54,900 |
| 62 | 57,490 | 0,783 | 57,490 |
| 63 | 54,100 | -0,434 | 54,100 |
| 64 | 55,650 | 0,134 | 55,650 |
| 65 | 56,900 | 0,575 | 56,900 |
| 66 | 55,600 | 0,116 | 55,600 |
| 7 | 57,150 | 0,663 | 57,150 |
| 71 | 55,800 | 0,187 | 55,800 |
| 76 | 56,000 | 0,257 | 56,000 |
| 81 | 58,410 | 1,107 | 58,410 |
| 86 | 50,900 | -1,620 | 50,900 |
| 9 | 62,740 | 2,634 | 62,740 |
| 91 | 54,900 | -0,137 | 54,900 |
| 92 | 53,300 | -0,730 | 53,300 |
| 93 | 52,700 | -0,953 | 52,700 |
| 94 | 55,800 | 0,187 | 55,800 |
| 95 | 55,020 | -0,093 | 55,020 |
| 96 | 53,900 | -0,508 | 53,900 |



Einzeldarstellung

Probe: A
Parameter: Nitrit
Methode: DIN 38402 A45
Anzahl Labore: 79
Toleranzgrenzen: 0,045 - 0,063 mg/l (|Zu-Score| < 2,00)

Sollwert: 0,054 mg/l (empirischer Wert)
Soll-STD: 0,004 mg/l (Limited)
Rel.Soll STD: 8,16% (Limited)
Rel.Vergleichs-STD (VR, rel): 8,16%
Vergleichs-STD (VR): 0,004 mg/l



ProLab 2009



Einzel Darstellung

| | | | |
|------------------|--|-------------------------------|--------------------------------|
| Probe: | A | Sollwert: | 0,0539 mg/l (empirischer Wert) |
| Parameter: | Nitrit | Soll-STD: | 0,0044 mg/l (Limited) |
| Methode: | DIN 38402 A45 | Rel.Soll STD: | 8,16% (Limited) |
| Anzahl Labore: | 79 | Rel.Vergleichs-STD (VR, rel): | 8,16% |
| Toleranzgrenzen: | 0,0455 - 0,0631 mg/l (Zu-Score < 2,00) | Vergleichs-STD (VR): | 0,0044 mg/l |

| Laborcode | GH | STD | Z-Score | GH 1 | GH 2 | GH 3 | GH 4 |
|-----------|--------|-----|---------|--------|------|------|------|
| 1 | 0,0760 | | 4,8054 | 0,0760 | | | |
| 10 | 0,0592 | | 1,1477 | 0,0592 | | | |
| 101 | 0,0530 | | -0,2194 | 0,0530 | | | |
| 106 | 0,0550 | | 0,2332 | 0,0550 | | | |
| 11 | 0,0459 | | -1,8965 | 0,0459 | | | |
| 111 | 0,0523 | | -0,3848 | 0,0523 | | | |
| 116 | 0,0560 | | 0,4509 | 0,0560 | | | |
| 12 | 0,0550 | | 0,2332 | 0,0550 | | | |
| 121 | 0,0550 | | 0,2332 | 0,0550 | | | |
| 122 | 0,0526 | | -0,3139 | 0,0526 | | | |
| 123 | 0,0540 | | 0,0155 | 0,0540 | | | |
| 124 | 0,0600 | | 1,3218 | 0,0600 | | | |
| 125 | 0,0560 | | 0,4509 | 0,0560 | | | |
| 126 | 0,0520 | | -0,4556 | 0,0520 | | | |
| 13 | 0,0526 | | -0,3139 | 0,0526 | | | |
| 131 | 0,0540 | | 0,0155 | 0,0540 | | | |
| 136 | 0,0500 | | -0,9281 | 0,0500 | | | |
| 14 | 0,0570 | | 0,6687 | 0,0570 | | | |
| 141 | 0,0548 | | 0,1897 | 0,0548 | | | |
| 146 | 0,0462 | | -1,8257 | 0,0462 | | | |
| 15 | 0,0560 | | 0,4509 | 0,0560 | | | |
| 151 | 0,1680 | | 24,8360 | 0,1680 | | | |
| 152 | 0,0530 | | -0,2194 | 0,0530 | | | |
| 153 | 0,0510 | | -0,6918 | 0,0510 | | | |
| 154 | 0,0520 | | -0,4556 | 0,0520 | | | |
| 155 | 0,0483 | | -1,3296 | 0,0483 | | | |
| 156 | 0,0590 | | 1,1041 | 0,0590 | | | |
| 16 | 0,0400 | | -3,2902 | 0,0400 | | | |
| 166 | | | | | | | |
| 17 | 0,0600 | | 1,3218 | 0,0600 | | | |
| 171 | 0,0580 | | 0,8864 | 0,0580 | | | |
| 18 | 0,0457 | | -1,9438 | 0,0457 | | | |
| 183 | 0,0140 | | -9,4318 | 0,0140 | | | |
| 184 | 0,0560 | | 0,4509 | 0,0560 | | | |
| 186 | 0,0550 | | 0,2332 | 0,0550 | | | |
| 19 | 0,1110 | | 12,4257 | 0,1110 | | | |
| 196 | 0,0390 | | -3,5264 | 0,0390 | | | |
| 2 | 0,0553 | | 0,2985 | 0,0553 | | | |
| 20 | 0,0530 | | -0,2194 | 0,0530 | | | |
| 21 | 0,0770 | | 5,0231 | 0,0770 | | | |
| 22 | 0,1210 | | 14,6030 | 0,1210 | | | |
| 23 | 0,0170 | | -8,7232 | 0,0170 | | | |



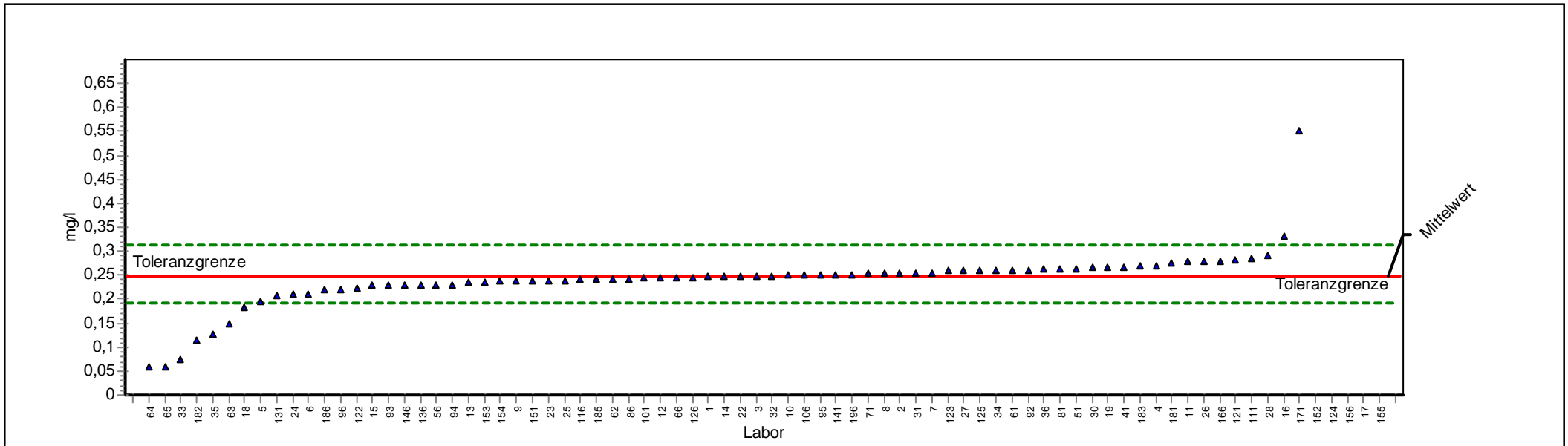
| | | | |
|----|--------|---------|--------|
| 24 | 0,0550 | 0,2332 | 0,0550 |
| 25 | 0,0520 | -0,4556 | 0,0520 |
| 26 | 0,0550 | 0,2332 | 0,0550 |
| 27 | 0,0545 | 0,1244 | 0,0545 |
| 28 | 0,0530 | -0,2194 | 0,0530 |
| 29 | 0,0600 | 1,3218 | 0,0600 |
| 3 | 0,0541 | 0,0373 | 0,0541 |
| 30 | 0,0550 | 0,2332 | 0,0550 |
| 31 | 0,0530 | -0,2194 | 0,0530 |
| 33 | 0,0510 | -0,6918 | 0,0510 |
| 34 | 0,0560 | 0,4509 | 0,0560 |
| 35 | 0,1300 | 16,5625 | 0,1300 |
| 36 | 0,0563 | 0,5163 | 0,0563 |
| 4 | 0,0573 | 0,7340 | 0,0573 |
| 41 | 0,0520 | -0,4556 | 0,0520 |
| 46 | 0,0520 | -0,4556 | 0,0520 |
| 5 | 0,0590 | 1,1041 | 0,0590 |
| 51 | 0,0550 | 0,2332 | 0,0550 |
| 56 | 0,0535 | -0,1013 | 0,0535 |
| 6 | 0,0500 | -0,9281 | 0,0500 |
| 61 | 0,0670 | 2,8459 | 0,0670 |
| 62 | 0,0485 | -1,2824 | 0,0485 |
| 63 | 0,0510 | -0,6918 | 0,0510 |
| 64 | 0,0540 | 0,0155 | 0,0540 |
| 65 | 0,0600 | 1,3218 | 0,0600 |
| 66 | 0,0500 | -0,9281 | 0,0500 |
| 7 | 0,0600 | 1,3218 | 0,0600 |
| 71 | 0,0540 | 0,0155 | 0,0540 |
| 76 | 0,0540 | 0,0155 | 0,0540 |
| 81 | 0,0560 | 0,4509 | 0,0560 |
| 86 | 0,0590 | 1,1041 | 0,0590 |
| 9 | 0,0490 | -1,1643 | 0,0490 |
| 91 | 0,0530 | -0,2194 | 0,0530 |
| 92 | 0,0490 | -1,1643 | 0,0490 |
| 93 | 0,0550 | 0,2332 | 0,0550 |
| 94 | 0,0520 | -0,4556 | 0,0520 |
| 95 | 0,0530 | -0,2194 | 0,0530 |
| 96 | 0,0530 | -0,2194 | 0,0530 |



Einzeldarstellung

Probe: A
Parameter: Phosphor
Methode: DIN 38402 A45
Anzahl Labore: 78
Toleranzgrenzen: 0,191 - 0,312 mg/l (|Zu-Score| < 2,00)

Sollwert: 0,248 mg/l (empirischer Wert)
Soll-STD: 0,030 mg/l (Limited)
Rel.Soll STD: 12,08% (Limited)
Rel.Vergleichs-STD (VR, rel): 12,08%
Vergleichs-STD (VR): 0,030 mg/l



ProLab 2009



Einzeldarstellung

| | | | |
|------------------|--|-------------------------------|-------------------------------|
| Probe: | A | Sollwert: | 0,248 mg/l (empirischer Wert) |
| Parameter: | Phosphor | Soll-STD: | 0,030 mg/l (Limited) |
| Methode: | DIN 38402 A45 | Rel.Soll STD: | 12,08% (Limited) |
| Anzahl Labore: | 78 | Rel.Vergleichs-STD (VR, rel): | 12,08% |
| Toleranzgrenzen: | 0,191 - 0,312 mg/l (Zu-Score < 2,00) | Vergleichs-STD (VR): | 0,030 mg/l |

| Laborcode | GH | STD | Z-Score | GH 1 | GH 2 | GH 3 | GH 4 |
|-----------|---------|-----|----------|---------|------|------|------|
| 1 | 0,248 | | 0,011 | 0,248 | | | |
| 10 | 0,250 | | 0,073 | 0,250 | | | |
| 101 | 0,244 | | -0,129 | 0,244 | | | |
| 106 | 0,250 | | 0,073 | 0,250 | | | |
| 11 | 0,278 | | 0,950 | 0,278 | | | |
| 111 | 0,285 | | 1,169 | 0,285 | | | |
| 116 | 0,241 | | -0,235 | 0,241 | | | |
| 12 | 0,244 | | -0,129 | 0,244 | | | |
| 121 | 0,283 | | 1,106 | 0,283 | | | |
| 122 | 0,223 | | -0,870 | 0,223 | | | |
| 123 | 0,259 | | 0,355 | 0,259 | | | |
| 124 | 0,720 | | 14,780 | 0,720 | | | |
| 125 | 0,260 | | 0,386 | 0,260 | | | |
| 126 | 0,246 | | -0,058 | 0,246 | | | |
| 13 | 0,234 | | -0,482 | 0,234 | | | |
| 131 | 0,209 | | -1,365 | 0,209 | | | |
| 136 | 0,230 | | -0,623 | 0,230 | | | |
| 14 | 0,248 | | 0,011 | 0,248 | | | |
| 141 | 0,251 | | 0,092 | 0,251 | | | |
| 146 | 0,230 | | -0,641 | 0,230 | | | |
| 15 | 0,228 | | -0,694 | 0,228 | | | |
| 151 | 0,240 | | -0,270 | 0,240 | | | |
| 152 | 0,715 | | 14,624 | 0,715 | | | |
| 153 | 0,234 | | -0,482 | 0,234 | | | |
| 154 | 0,238 | | -0,341 | 0,238 | | | |
| 155 | 292,000 | | 9129,350 | 292,000 | | | |
| 156 | 0,770 | | 16,345 | 0,770 | | | |
| 16 | 0,330 | | 2,577 | 0,330 | | | |
| 166 | 0,280 | | 1,012 | 0,280 | | | |
| 17 | 0,898 | | 20,350 | 0,898 | | | |
| 171 | 0,551 | | 9,492 | 0,551 | | | |
| 18 | 0,182 | | -2,318 | 0,182 | | | |
| 181 | 0,275 | | 0,856 | 0,275 | | | |
| 182 | 0,114 | | -4,719 | 0,114 | | | |
| 183 | 0,270 | | 0,699 | 0,270 | | | |
| 185 | 0,241 | | -0,235 | 0,241 | | | |
| 186 | 0,220 | | -0,976 | 0,220 | | | |
| 19 | 0,266 | | 0,574 | 0,266 | | | |
| 196 | 0,251 | | 0,105 | 0,251 | | | |
| 2 | 0,254 | | 0,199 | 0,254 | | | |
| 22 | 0,248 | | 0,011 | 0,248 | | | |
| 23 | 0,240 | | -0,270 | 0,240 | | | |



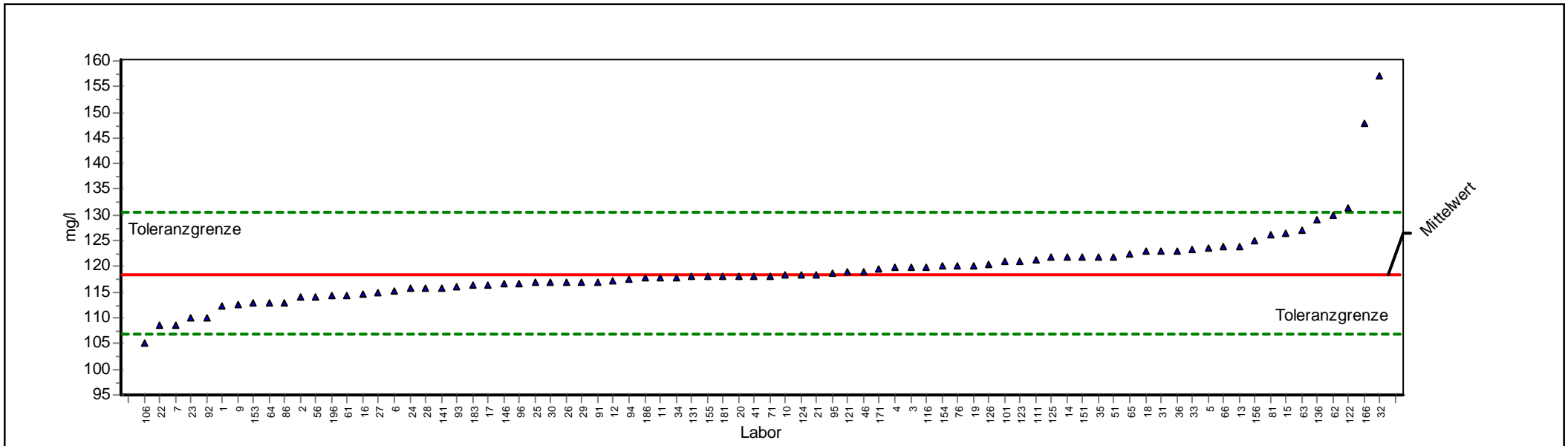
| | | | |
|----|-------|--------|-------|
| 24 | 0,210 | -1,329 | 0,210 |
| 25 | 0,240 | -0,270 | 0,240 |
| 26 | 0,279 | 0,981 | 0,279 |
| 27 | 0,259 | 0,355 | 0,259 |
| 28 | 0,291 | 1,356 | 0,291 |
| 3 | 0,248 | 0,011 | 0,248 |
| 30 | 0,265 | 0,543 | 0,265 |
| 31 | 0,255 | 0,230 | 0,255 |
| 32 | 0,248 | 0,011 | 0,248 |
| 33 | 0,075 | -6,096 | 0,075 |
| 34 | 0,260 | 0,386 | 0,260 |
| 35 | 0,127 | -4,260 | 0,127 |
| 36 | 0,264 | 0,505 | 0,264 |
| 4 | 0,271 | 0,731 | 0,271 |
| 41 | 0,266 | 0,574 | 0,266 |
| 5 | 0,195 | -1,859 | 0,195 |
| 51 | 0,264 | 0,512 | 0,264 |
| 56 | 0,230 | -0,623 | 0,230 |
| 6 | 0,210 | -1,329 | 0,210 |
| 61 | 0,260 | 0,386 | 0,260 |
| 62 | 0,241 | -0,235 | 0,241 |
| 63 | 0,149 | -3,483 | 0,149 |
| 64 | 0,058 | -6,696 | 0,058 |
| 65 | 0,058 | -6,696 | 0,058 |
| 66 | 0,245 | -0,094 | 0,245 |
| 7 | 0,255 | 0,230 | 0,255 |
| 71 | 0,253 | 0,167 | 0,253 |
| 8 | 0,253 | 0,174 | 0,253 |
| 81 | 0,264 | 0,508 | 0,264 |
| 86 | 0,243 | -0,164 | 0,243 |
| 9 | 0,238 | -0,341 | 0,238 |
| 92 | 0,260 | 0,386 | 0,260 |
| 93 | 0,229 | -0,659 | 0,229 |
| 94 | 0,230 | -0,623 | 0,230 |
| 95 | 0,250 | 0,073 | 0,250 |
| 96 | 0,220 | -0,976 | 0,220 |



Einzeldarstellung

Probe: A
 Parameter: Sulfat
 Methode: DIN 38402 A45
 Anzahl Labore: 80
 Toleranzgrenzen: 106,911 - 130,636 mg/l (|Zu-Score| < 2,00)

Sollwert: 118,477 mg/l (empirischer Wert)
 Soll-STD: 5,924 mg/l (Limited)
 Rel.Soll STD: 5,00% (Limited)
 Rel.Vergleichs-STD (VR, rel): 3,85%
 Vergleichs-STD (VR): 4,560 mg/l



ProLab 2009



Einzeldarstellung

| | | | |
|------------------|--|-------------------------------|---------------------------------|
| Probe: | A | Sollwert: | 118,477 mg/l (empirischer Wert) |
| Parameter: | Sulfat | Soll-STD: | 5,924 mg/l (Limited) |
| Methode: | DIN 38402 A45 | Rel.Soll STD: | 5,00% (Limited) |
| Anzahl Labore: | 80 | Rel.Vergleichs-STD (VR, rel): | 3,85% |
| Toleranzgrenzen: | 106,911 - 130,636 mg/l (Zu-Score < 2,00) | Vergleichs-STD (VR): | 4,560 mg/l |

| Laborcode | GH | STD | Z-Score | GH 1 | GH 2 | GH 3 | GH 4 |
|-----------|---------|-----|---------|---------|------|------|------|
| 1 | 112,300 | | -1,068 | 112,300 | | | |
| 10 | 118,300 | | -0,031 | 118,300 | | | |
| 101 | 121,000 | | 0,415 | 121,000 | | | |
| 106 | 105,000 | | -2,330 | 105,000 | | | |
| 11 | 117,760 | | -0,124 | 117,760 | | | |
| 111 | 121,200 | | 0,448 | 121,200 | | | |
| 116 | 119,970 | | 0,246 | 119,970 | | | |
| 12 | 117,300 | | -0,204 | 117,300 | | | |
| 121 | 119,000 | | 0,086 | 119,000 | | | |
| 122 | 131,300 | | 2,109 | 131,300 | | | |
| 123 | 121,000 | | 0,415 | 121,000 | | | |
| 124 | 118,400 | | -0,013 | 118,400 | | | |
| 125 | 121,900 | | 0,563 | 121,900 | | | |
| 126 | 120,500 | | 0,333 | 120,500 | | | |
| 13 | 124,000 | | 0,908 | 124,000 | | | |
| 131 | 118,000 | | -0,083 | 118,000 | | | |
| 136 | 129,000 | | 1,731 | 129,000 | | | |
| 14 | 121,900 | | 0,563 | 121,900 | | | |
| 141 | 115,900 | | -0,446 | 115,900 | | | |
| 146 | 116,530 | | -0,337 | 116,530 | | | |
| 15 | 126,500 | | 1,320 | 126,500 | | | |
| 151 | 122,000 | | 0,579 | 122,000 | | | |
| 153 | 112,760 | | -0,989 | 112,760 | | | |
| 154 | 120,000 | | 0,250 | 120,000 | | | |
| 155 | 118,000 | | -0,083 | 118,000 | | | |
| 156 | 125,000 | | 1,073 | 125,000 | | | |
| 16 | 114,700 | | -0,653 | 114,700 | | | |
| 166 | 147,800 | | 4,823 | 147,800 | | | |
| 17 | 116,500 | | -0,342 | 116,500 | | | |
| 171 | 119,500 | | 0,168 | 119,500 | | | |
| 18 | 123,000 | | 0,744 | 123,000 | | | |
| 181 | 118,000 | | -0,083 | 118,000 | | | |
| 183 | 116,300 | | -0,376 | 116,300 | | | |
| 186 | 117,740 | | -0,127 | 117,740 | | | |
| 19 | 120,020 | | 0,254 | 120,020 | | | |
| 196 | 114,380 | | -0,708 | 114,380 | | | |
| 2 | 114,000 | | -0,774 | 114,000 | | | |
| 20 | 118,000 | | -0,083 | 118,000 | | | |
| 21 | 118,480 | | 0,000 | 118,480 | | | |
| 22 | 108,500 | | -1,725 | 108,500 | | | |
| 23 | 110,000 | | -1,466 | 110,000 | | | |
| 24 | 115,800 | | -0,463 | 115,800 | | | |



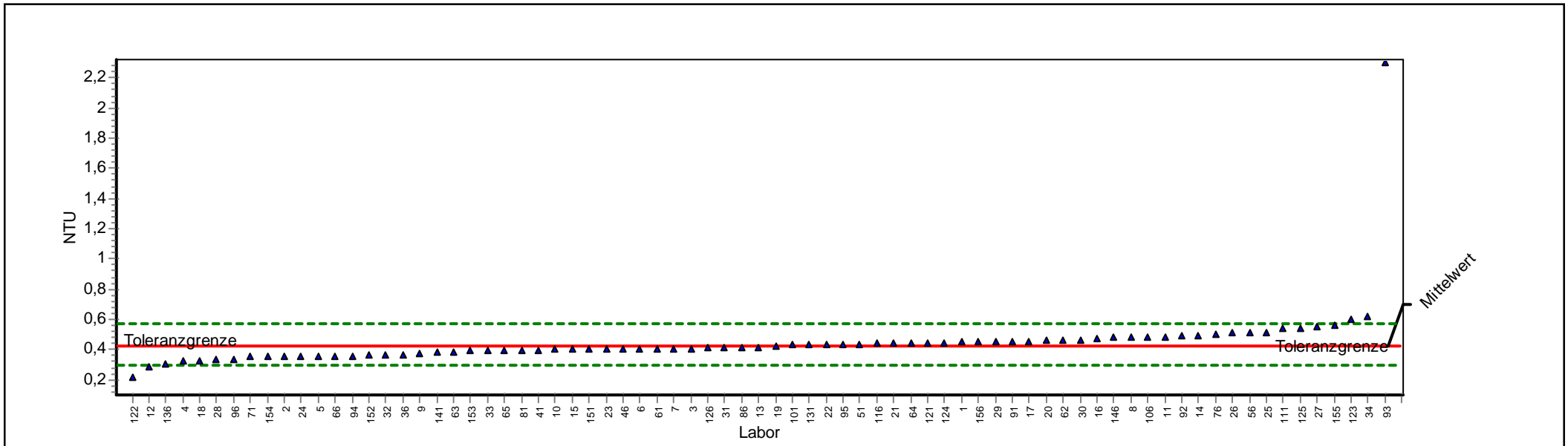
| | | | |
|----|---------|--------|---------|
| 25 | 116,900 | -0,273 | 116,900 |
| 26 | 117,000 | -0,255 | 117,000 |
| 27 | 114,900 | -0,619 | 114,900 |
| 28 | 115,800 | -0,463 | 115,800 |
| 29 | 117,000 | -0,255 | 117,000 |
| 3 | 119,900 | 0,234 | 119,900 |
| 30 | 116,900 | -0,273 | 116,900 |
| 31 | 123,000 | 0,744 | 123,000 |
| 32 | 157,000 | 6,337 | 157,000 |
| 33 | 123,200 | 0,777 | 123,200 |
| 34 | 117,800 | -0,117 | 117,800 |
| 35 | 122,000 | 0,579 | 122,000 |
| 36 | 123,130 | 0,765 | 123,130 |
| 4 | 119,773 | 0,213 | 119,773 |
| 41 | 118,000 | -0,083 | 118,000 |
| 46 | 119,000 | 0,086 | 119,000 |
| 5 | 123,500 | 0,826 | 123,500 |
| 51 | 122,000 | 0,579 | 122,000 |
| 56 | 114,000 | -0,774 | 114,000 |
| 6 | 115,100 | -0,584 | 115,100 |
| 61 | 114,400 | -0,705 | 114,400 |
| 62 | 129,800 | 1,862 | 129,800 |
| 63 | 127,000 | 1,402 | 127,000 |
| 64 | 112,900 | -0,964 | 112,900 |
| 65 | 122,400 | 0,645 | 122,400 |
| 66 | 123,900 | 0,892 | 123,900 |
| 7 | 108,500 | -1,725 | 108,500 |
| 71 | 118,000 | -0,083 | 118,000 |
| 76 | 120,000 | 0,250 | 120,000 |
| 81 | 126,200 | 1,270 | 126,200 |
| 86 | 113,000 | -0,947 | 113,000 |
| 9 | 112,700 | -0,999 | 112,700 |
| 91 | 117,000 | -0,255 | 117,000 |
| 92 | 110,000 | -1,466 | 110,000 |
| 93 | 116,000 | -0,428 | 116,000 |
| 94 | 117,600 | -0,152 | 117,600 |
| 95 | 118,590 | 0,019 | 118,590 |
| 96 | 116,600 | -0,325 | 116,600 |



Einzeldarstellung

Probe: A
Parameter: Trübung
Methode: DIN 38402 A45
Anzahl Labore: 75
Toleranzgrenzen: 0,292 - 0,575 NTU (|Zu-Score| < 2,00)

Sollwert: 0,422 NTU (empirischer Wert)
Soll-STD: 0,070 NTU (Limited)
Rel.Soll STD: 16,52% (Limited)
Rel.Vergleichs-STD (VR, rel): 16,52%
Vergleichs-STD (VR): 0,070 NTU



ProLab 2009



Einzeldarstellung

| | | | |
|------------------|---------------------------------------|-------------------------------|------------------------------|
| Probe: | A | Sollwert: | 0,422 NTU (empirischer Wert) |
| Parameter: | Trübung | Soll-STD: | 0,070 NTU (Limited) |
| Methode: | DIN 38402 A45 | Rel.Soll STD: | 16,52% (Limited) |
| Anzahl Labore: | 75 | Rel.Vergleichs-STD (VR, rel): | 16,52% |
| Toleranzgrenzen: | 0,292 - 0,575 NTU (Zu-Score < 2,00) | Vergleichs-STD (VR): | 0,070 NTU |

| Laborcode | GH | STD | Z-Score | GH 1 | GH 2 | GH 3 | GH 4 |
|-----------|-------|-----|---------|-------|------|------|------|
| 1 | 0,450 | | 0,364 | 0,450 | | | |
| 10 | 0,400 | | -0,341 | 0,400 | | | |
| 101 | 0,430 | | 0,103 | 0,430 | | | |
| 106 | 0,483 | | 0,795 | 0,483 | | | |
| 11 | 0,484 | | 0,808 | 0,484 | | | |
| 111 | 0,540 | | 1,540 | 0,540 | | | |
| 116 | 0,440 | | 0,233 | 0,440 | | | |
| 12 | 0,290 | | -2,037 | 0,290 | | | |
| 121 | 0,441 | | 0,246 | 0,441 | | | |
| 122 | 0,220 | | -3,116 | 0,220 | | | |
| 123 | 0,600 | | 2,325 | 0,600 | | | |
| 124 | 0,444 | | 0,286 | 0,444 | | | |
| 125 | 0,540 | | 1,540 | 0,540 | | | |
| 126 | 0,410 | | -0,187 | 0,410 | | | |
| 13 | 0,415 | | -0,110 | 0,415 | | | |
| 131 | 0,430 | | 0,103 | 0,430 | | | |
| 136 | 0,310 | | -1,729 | 0,310 | | | |
| 14 | 0,493 | | 0,926 | 0,493 | | | |
| 141 | 0,380 | | -0,650 | 0,380 | | | |
| 146 | 0,480 | | 0,756 | 0,480 | | | |
| 15 | 0,400 | | -0,341 | 0,400 | | | |
| 151 | 0,400 | | -0,341 | 0,400 | | | |
| 152 | 0,364 | | -0,896 | 0,364 | | | |
| 153 | 0,390 | | -0,496 | 0,390 | | | |
| 154 | 0,360 | | -0,958 | 0,360 | | | |
| 155 | 0,560 | | 1,802 | 0,560 | | | |
| 156 | 0,450 | | 0,364 | 0,450 | | | |
| 16 | 0,470 | | 0,625 | 0,470 | | | |
| 17 | 0,454 | | 0,416 | 0,454 | | | |
| 18 | 0,330 | | -1,420 | 0,330 | | | |
| 19 | 0,420 | | -0,033 | 0,420 | | | |
| 2 | 0,360 | | -0,958 | 0,360 | | | |
| 20 | 0,460 | | 0,495 | 0,460 | | | |
| 21 | 0,440 | | 0,233 | 0,440 | | | |
| 22 | 0,430 | | 0,103 | 0,430 | | | |
| 23 | 0,400 | | -0,341 | 0,400 | | | |
| 24 | 0,360 | | -0,958 | 0,360 | | | |
| 25 | 0,515 | | 1,214 | 0,515 | | | |
| 26 | 0,510 | | 1,148 | 0,510 | | | |
| 27 | 0,554 | | 1,723 | 0,554 | | | |
| 28 | 0,335 | | -1,343 | 0,335 | | | |
| 29 | 0,450 | | 0,364 | 0,450 | | | |



| | | | |
|----|-------|--------|-------|
| 3 | 0,404 | -0,280 | 0,404 |
| 30 | 0,461 | 0,508 | 0,461 |
| 31 | 0,410 | -0,187 | 0,410 |
| 32 | 0,370 | -0,804 | 0,370 |
| 33 | 0,390 | -0,496 | 0,390 |
| 34 | 0,625 | 2,651 | 0,625 |
| 36 | 0,370 | -0,804 | 0,370 |
| 4 | 0,325 | -1,498 | 0,325 |
| 41 | 0,394 | -0,434 | 0,394 |
| 46 | 0,400 | -0,341 | 0,400 |
| 5 | 0,360 | -0,958 | 0,360 |
| 51 | 0,437 | 0,194 | 0,437 |
| 56 | 0,510 | 1,148 | 0,510 |
| 6 | 0,400 | -0,341 | 0,400 |
| 61 | 0,400 | -0,341 | 0,400 |
| 62 | 0,460 | 0,495 | 0,460 |
| 63 | 0,380 | -0,650 | 0,380 |
| 64 | 0,440 | 0,233 | 0,440 |
| 65 | 0,390 | -0,496 | 0,390 |
| 66 | 0,360 | -0,958 | 0,360 |
| 7 | 0,400 | -0,341 | 0,400 |
| 71 | 0,357 | -1,004 | 0,357 |
| 76 | 0,505 | 1,083 | 0,505 |
| 8 | 0,480 | 0,756 | 0,480 |
| 81 | 0,390 | -0,496 | 0,390 |
| 86 | 0,410 | -0,187 | 0,410 |
| 9 | 0,375 | -0,727 | 0,375 |
| 91 | 0,450 | 0,364 | 0,450 |
| 92 | 0,490 | 0,887 | 0,490 |
| 93 | 2,300 | 24,544 | 2,300 |
| 94 | 0,360 | -0,958 | 0,360 |
| 95 | 0,430 | 0,103 | 0,430 |
| 96 | 0,340 | -1,266 | 0,340 |



Probe B

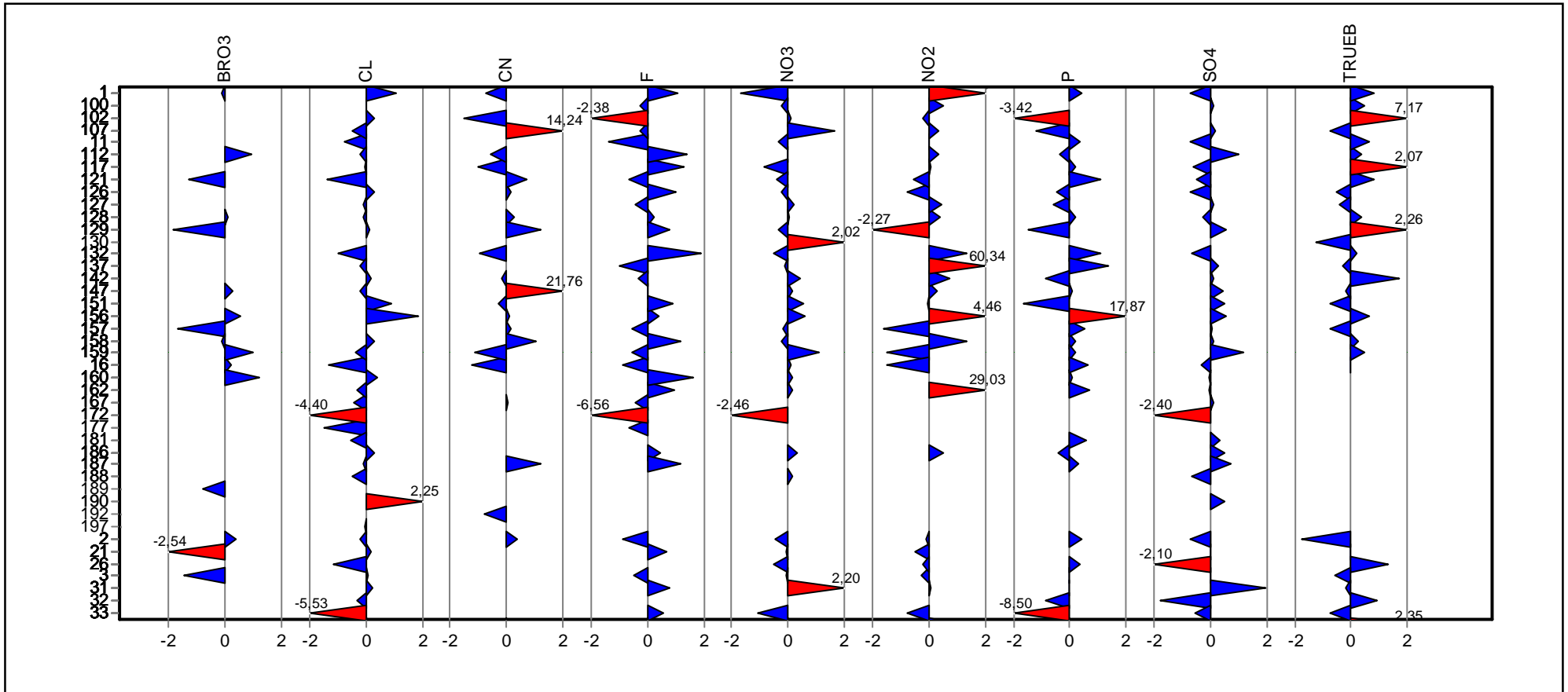
Ringversuchskennndaten

Charge B

| Merkmal | | Sollwert | Soll-STD. | rel.Soll-STD.[%] | Vergleichs-STD | rel.Vergleichs-STD [%] | Tol. unten | Tol. oben | Einheit | Anzahl Labore/Werte |
|----------|-------|----------|-----------|------------------|----------------|------------------------|------------|-----------|---------|---------------------|
| Bromat | BRO3 | 0,01125 | 0,00281 | 25,00 | 0,00318 | 28,22 | 0,0062 | 0,0178 | mg/l | 43 |
| Chlorid | CL | 229,266 | 11,4633 | 5,00 | 6,0729 | 2,65 | 206,8846 | 252,7952 | mg/l | 84 |
| Cyanid | CN | 0,07313 | 0,01044 | 14,28 | 0,01044 | 14,28 | 0,0535 | 0,0957 | mg/l | 58 |
| Fluorid | F | 1,9123 | 0,09561 | 5,00 | 0,08515 | 4,45 | 1,7256 | 2,1085 | mg/l | 77 |
| Nitrat | NO3 | 36,927 | 1,8464 | 5,00 | 1,0853 | 2,94 | 33,3225 | 40,7172 | mg/l | 78 |
| Nitrit | NO2 | 0,2807 | 0,01404 | 5,00 | 0,01276 | 4,54 | 0,2533 | 0,3096 | mg/l | 73 |
| Phosphor | P | 0,93957 | 0,10139 | 10,79 | 0,10139 | 10,79 | 0,7466 | 1,1545 | mg/l | 73 |
| Sulfat | SO4 | 48,142 | 2,4071 | 5,00 | 1,4867 | 3,09 | 43,442 | 53,0824 | mg/l | 82 |
| Trübung | TRUEB | 1,271 | 0,1015 | 7,98 | 0,1015 | 7,98 | 1,0758 | 1,483 | NTU | 73 |

Übersicht Zu-Scores

Probe: B

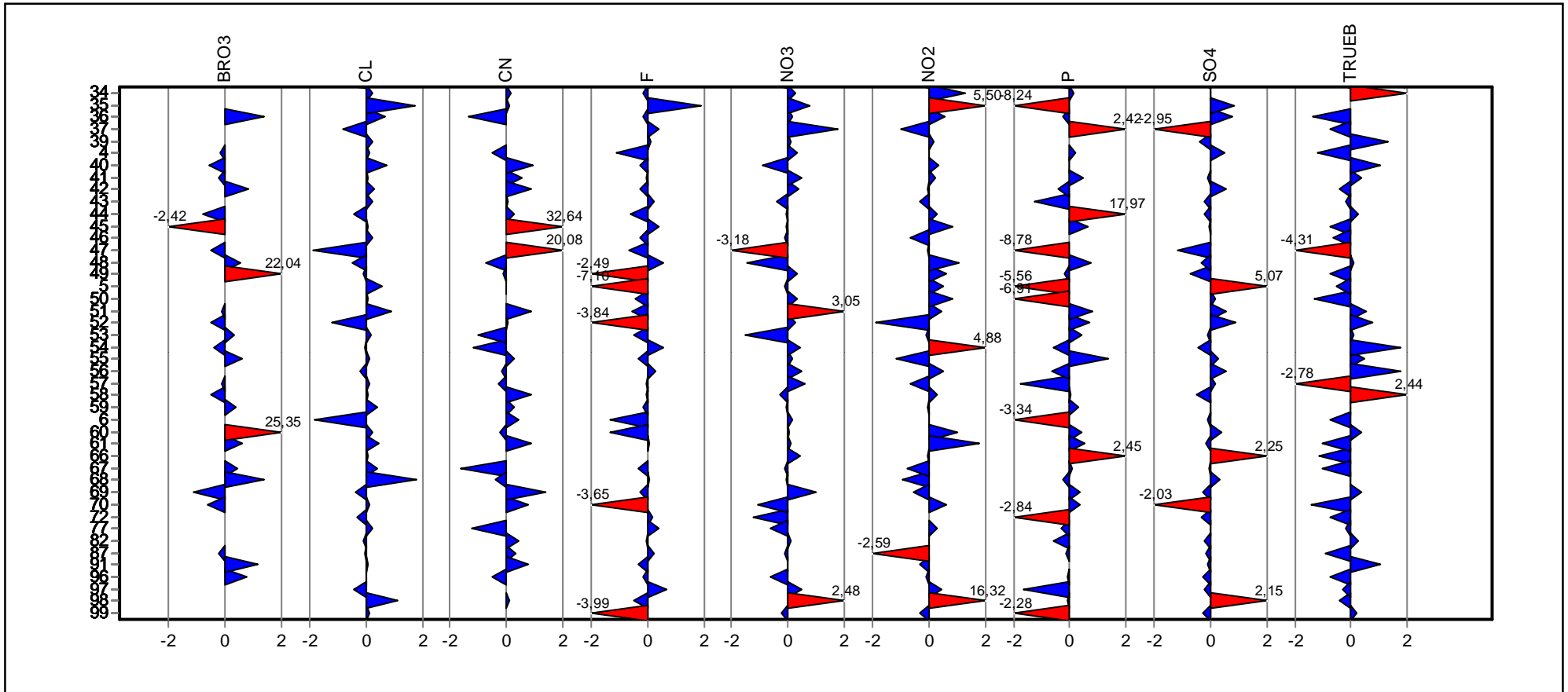


Referenzstelle Trinkwasser FB 61.1



Übersicht Zu-Scores

Probe: B



Referenzstelle Trinkwasser FB 61.1

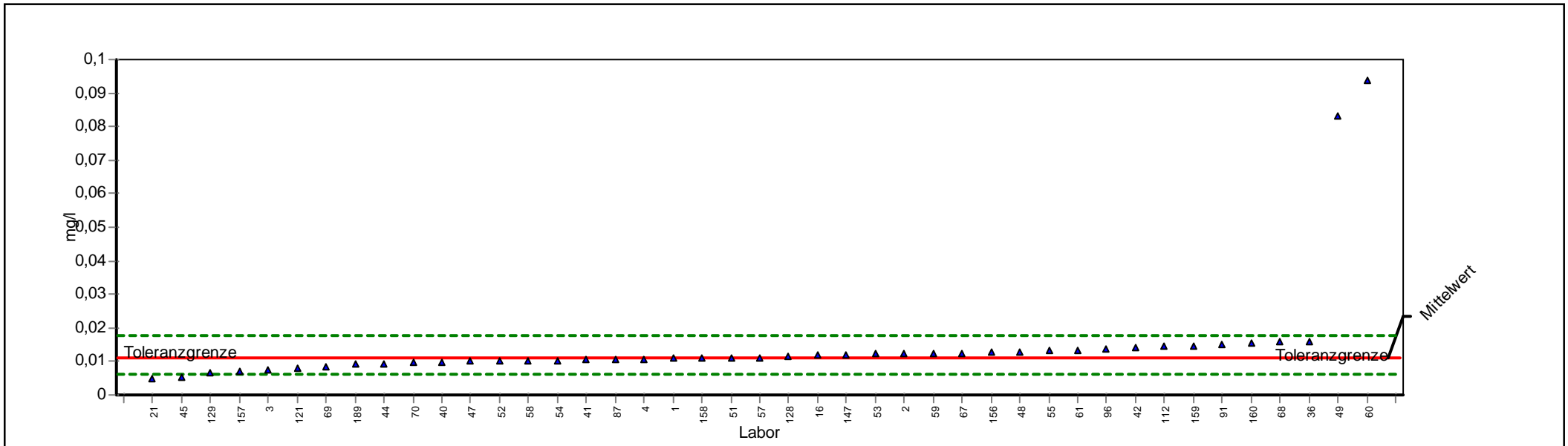


**Einzeldarstellung der
Parameter
(Grafik und Tabelle)**

Einzeldarstellung

Probe: B
Parameter: Bromat
Methode: DIN 38402 A45
Anzahl Labore: 43
Toleranzgrenzen: 0,0062 - 0,0178 mg/l (|Zu-Score| < 2,00)

Sollwert: 0,0113 mg/l (empirischer Wert)
Soll-STD: 0,0028 mg/l (Limited)
Rel.Soll STD: 25,00% (Limited)
Rel.Vergleichs-STD (VR, rel): 28,22%
Vergleichs-STD (VR): 0,0032 mg/l



ProLab 2009



Einzeldarstellung

| | | | |
|------------------|--|-------------------------------|--------------------------------|
| Probe: | B | Sollwert: | 0,0113 mg/l (empirischer Wert) |
| Parameter: | Bromat | Soll-STD: | 0,0028 mg/l (Limited) |
| Methode: | DIN 38402 A45 | Rel.Soll STD: | 25,00% (Limited) |
| Anzahl Labore: | 43 | Rel.Vergleichs-STD (VR, rel): | 28,22% |
| Toleranzgrenzen: | 0,0062 - 0,0178 mg/l (Zu-Score < 2,00) | Vergleichs-STD (VR): | 0,0032 mg/l |

| Laborcode | GH | STD | Z-Score | GH 1 | GH 2 | GH 3 | GH 4 |
|-----------|--------|-----|---------|--------|------|------|------|
| 1 | 0,0110 | | -0,0997 | 0,0110 | | | |
| 112 | 0,0144 | | 0,9641 | 0,0144 | | | |
| 121 | 0,0080 | | -1,2798 | 0,0080 | | | |
| 128 | 0,0115 | | 0,0756 | 0,0115 | | | |
| 129 | 0,0066 | | -1,8502 | 0,0066 | | | |
| 147 | 0,0121 | | 0,2594 | 0,0121 | | | |
| 156 | 0,0130 | | 0,5351 | 0,0130 | | | |
| 157 | 0,0070 | | -1,6731 | 0,0070 | | | |
| 158 | 0,0110 | | -0,0997 | 0,0110 | | | |
| 159 | 0,0145 | | 0,9947 | 0,0145 | | | |
| 16 | 0,0120 | | 0,2288 | 0,0120 | | | |
| 160 | 0,0153 | | 1,2399 | 0,0153 | | | |
| 189 | 0,0092 | | -0,8077 | 0,0092 | | | |
| 2 | 0,0125 | | 0,3820 | 0,0125 | | | |
| 21 | 0,0048 | | -2,5386 | 0,0048 | | | |
| 3 | 0,0075 | | -1,4765 | 0,0075 | | | |
| 36 | 0,0159 | | 1,4145 | 0,0159 | | | |
| 4 | 0,0108 | | -0,1666 | 0,0108 | | | |
| 40 | 0,0098 | | -0,5717 | 0,0098 | | | |
| 41 | 0,0107 | | -0,2177 | 0,0107 | | | |
| 42 | 0,0140 | | 0,8415 | 0,0140 | | | |
| 44 | 0,0092 | | -0,8077 | 0,0092 | | | |
| 45 | 0,0051 | | -2,4205 | 0,0051 | | | |
| 47 | 0,0100 | | -0,4931 | 0,0100 | | | |
| 48 | 0,0130 | | 0,5351 | 0,0130 | | | |
| 49 | 0,0832 | | 22,0443 | 0,0832 | | | |
| 51 | 0,0110 | | -0,0997 | 0,0110 | | | |
| 52 | 0,0100 | | -0,4931 | 0,0100 | | | |
| 53 | 0,0123 | | 0,3207 | 0,0123 | | | |
| 54 | 0,0103 | | -0,3750 | 0,0103 | | | |
| 55 | 0,0133 | | 0,6271 | 0,0133 | | | |
| 57 | 0,0110 | | -0,0997 | 0,0110 | | | |
| 58 | 0,0100 | | -0,4931 | 0,0100 | | | |
| 59 | 0,0125 | | 0,3820 | 0,0125 | | | |
| 60 | 0,0940 | | 25,3534 | 0,0940 | | | |
| 61 | 0,0133 | | 0,6271 | 0,0133 | | | |
| 67 | 0,0126 | | 0,4126 | 0,0126 | | | |
| 68 | 0,0158 | | 1,3931 | 0,0158 | | | |
| 69 | 0,0084 | | -1,1382 | 0,0084 | | | |
| 70 | 0,0096 | | -0,6504 | 0,0096 | | | |
| 87 | 0,0107 | | -0,2177 | 0,0107 | | | |
| 91 | 0,0150 | | 1,1479 | 0,0150 | | | |



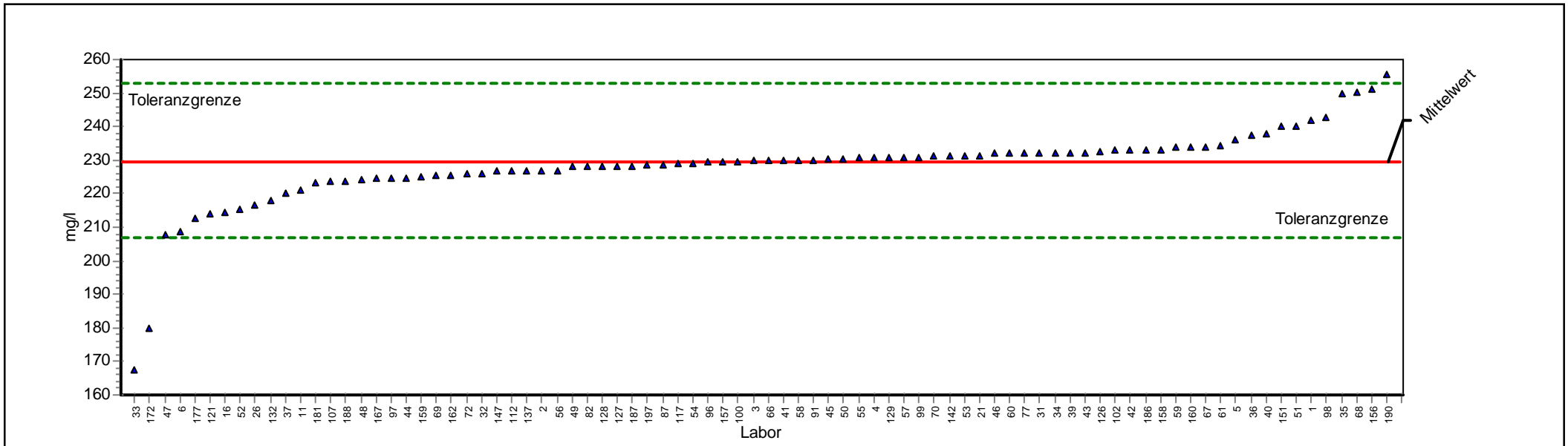
| | | | |
|----|--------|--------|--------|
| 96 | 0,0137 | 0,7496 | 0,0137 |
|----|--------|--------|--------|



Einzeldarstellung

Probe: B
 Parameter: Chlorid
 Methode: DIN 38402 A45
 Anzahl Labore: 84
 Toleranzgrenzen: 206,8846 - 252,7952 mg/l (|Zu-Score| < 2,00)

Sollwert: 229,2663 mg/l (empirischer Wert)
 Soll-STD: 11,4633 mg/l (Limited)
 Rel.Soll STD: 5,00% (Limited)
 Rel.Vergleichs-STD (VR, rel): 2,65%
 Vergleichs-STD (VR): 6,0729 mg/l



ProLab 2009



Einzeldarstellung

| | | | |
|------------------|--|-------------------------------|---------------------------------|
| Probe: | B | Sollwert: | 229,266 mg/l (empirischer Wert) |
| Parameter: | Chlorid | Soll-STD: | 11,463 mg/l (Limited) |
| Methode: | DIN 38402 A45 | Rel.Soll STD: | 5,00% (Limited) |
| Anzahl Labore: | 84 | Rel.Vergleichs-STD (VR, rel): | 2,65% |
| Toleranzgrenzen: | 206,885 - 252,795 mg/l (Zu-Score < 2,00) | Vergleichs-STD (VR): | 6,073 mg/l |

| Laborcode | GH | STD | Z-Score | GH 1 | GH 2 | GH 3 | GH 4 |
|-----------|---------|-----|---------|---------|------|------|------|
| 1 | 241,900 | | 1,074 | 241,900 | | | |
| 100 | 229,600 | | 0,028 | 229,600 | | | |
| 102 | 232,900 | | 0,309 | 232,900 | | | |
| 107 | 223,800 | | -0,488 | 223,800 | | | |
| 11 | 220,980 | | -0,740 | 220,980 | | | |
| 112 | 227,000 | | -0,203 | 227,000 | | | |
| 117 | 229,000 | | -0,024 | 229,000 | | | |
| 121 | 214,000 | | -1,364 | 214,000 | | | |
| 126 | 232,600 | | 0,283 | 232,600 | | | |
| 127 | 228,240 | | -0,092 | 228,240 | | | |
| 128 | 228,160 | | -0,099 | 228,160 | | | |
| 129 | 231,000 | | 0,147 | 231,000 | | | |
| 132 | 218,000 | | -1,007 | 218,000 | | | |
| 137 | 227,000 | | -0,203 | 227,000 | | | |
| 142 | 231,200 | | 0,164 | 231,200 | | | |
| 147 | 226,700 | | -0,229 | 226,700 | | | |
| 151 | 240,000 | | 0,912 | 240,000 | | | |
| 156 | 251,000 | | 1,847 | 251,000 | | | |
| 157 | 229,430 | | 0,014 | 229,430 | | | |
| 158 | 233,000 | | 0,317 | 233,000 | | | |
| 159 | 225,000 | | -0,381 | 225,000 | | | |
| 16 | 214,260 | | -1,341 | 214,260 | | | |
| 160 | 234,000 | | 0,402 | 234,000 | | | |
| 162 | 225,400 | | -0,345 | 225,400 | | | |
| 167 | 224,422 | | -0,433 | 224,422 | | | |
| 172 | 180,000 | | -4,402 | 180,000 | | | |
| 177 | 212,600 | | -1,489 | 212,600 | | | |
| 181 | 223,200 | | -0,542 | 223,200 | | | |
| 186 | 232,930 | | 0,311 | 232,930 | | | |
| 187 | 228,300 | | -0,086 | 228,300 | | | |
| 188 | 223,890 | | -0,480 | 223,890 | | | |
| 190 | 255,740 | | 2,250 | 255,740 | | | |
| 197 | 228,670 | | -0,053 | 228,670 | | | |
| 2 | 227,000 | | -0,203 | 227,000 | | | |
| 21 | 231,250 | | 0,169 | 231,250 | | | |
| 26 | 216,500 | | -1,141 | 216,500 | | | |
| 3 | 229,900 | | 0,054 | 229,900 | | | |
| 31 | 232,100 | | 0,241 | 232,100 | | | |
| 32 | 226,000 | | -0,292 | 226,000 | | | |
| 33 | 167,400 | | -5,528 | 167,400 | | | |
| 34 | 232,100 | | 0,241 | 232,100 | | | |
| 35 | 250,000 | | 1,762 | 250,000 | | | |



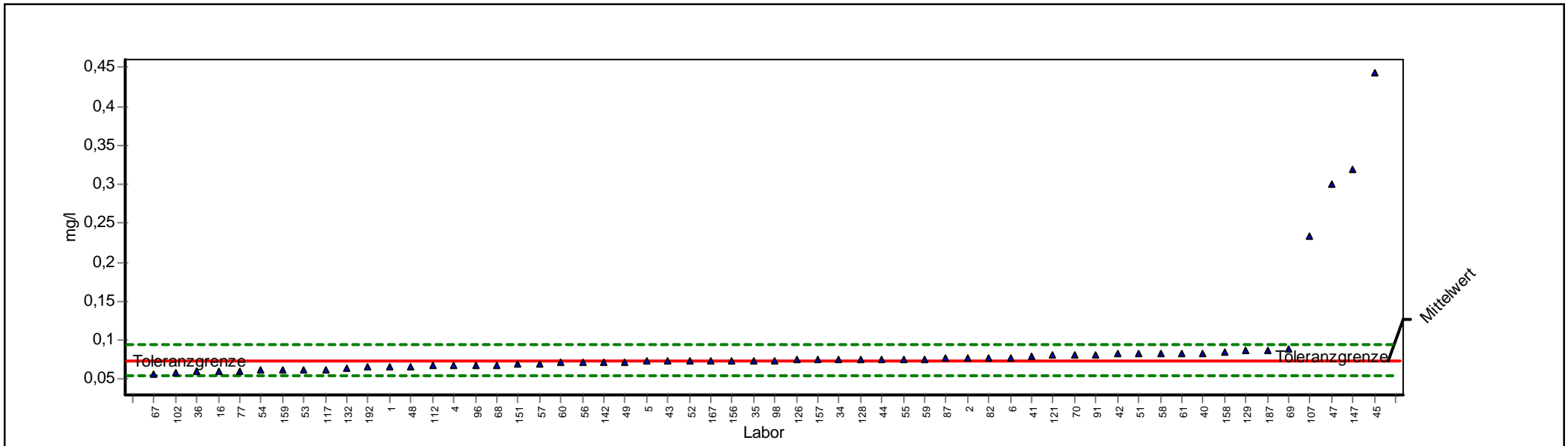
| | | | |
|----|---------|--------|---------|
| 36 | 237,600 | 0,708 | 237,600 |
| 37 | 220,000 | -0,828 | 220,000 |
| 39 | 232,100 | 0,241 | 232,100 |
| 4 | 230,900 | 0,139 | 230,900 |
| 40 | 238,000 | 0,742 | 238,000 |
| 41 | 230,000 | 0,062 | 230,000 |
| 42 | 232,900 | 0,309 | 232,900 |
| 43 | 232,200 | 0,249 | 232,200 |
| 44 | 224,770 | -0,402 | 224,770 |
| 45 | 230,300 | 0,088 | 230,300 |
| 46 | 232,000 | 0,232 | 232,000 |
| 47 | 208,000 | -1,900 | 208,000 |
| 48 | 224,000 | -0,471 | 224,000 |
| 49 | 228,000 | -0,113 | 228,000 |
| 5 | 236,000 | 0,572 | 236,000 |
| 50 | 230,300 | 0,088 | 230,300 |
| 51 | 240,000 | 0,912 | 240,000 |
| 52 | 215,500 | -1,230 | 215,500 |
| 53 | 231,200 | 0,164 | 231,200 |
| 54 | 229,000 | -0,024 | 229,000 |
| 55 | 230,730 | 0,124 | 230,730 |
| 56 | 227,000 | -0,203 | 227,000 |
| 57 | 231,000 | 0,147 | 231,000 |
| 58 | 230,000 | 0,062 | 230,000 |
| 59 | 233,900 | 0,394 | 233,900 |
| 6 | 208,700 | -1,838 | 208,700 |
| 60 | 232,000 | 0,232 | 232,000 |
| 61 | 234,500 | 0,445 | 234,500 |
| 66 | 229,900 | 0,054 | 229,900 |
| 67 | 234,000 | 0,402 | 234,000 |
| 68 | 250,290 | 1,787 | 250,290 |
| 69 | 225,360 | -0,349 | 225,360 |
| 70 | 231,100 | 0,156 | 231,100 |
| 72 | 225,900 | -0,301 | 225,900 |
| 77 | 232,000 | 0,232 | 232,000 |
| 82 | 228,000 | -0,113 | 228,000 |
| 87 | 228,780 | -0,043 | 228,780 |
| 91 | 230,000 | 0,062 | 230,000 |
| 96 | 229,400 | 0,011 | 229,400 |
| 97 | 224,500 | -0,426 | 224,500 |
| 98 | 242,920 | 1,161 | 242,920 |
| 99 | 231,000 | 0,147 | 231,000 |



Einzeldarstellung

Probe: B
Parameter: Cyanid
Methode: DIN 38402 A45
Anzahl Labore: 57
Toleranzgrenzen: 0,055 - 0,094 mg/l (|Zu-Score| < 2,00)

Sollwert: 0,073 mg/l (empirischer Wert)
Soll-STD: 0,010 mg/l (Limited)
Rel.Soll STD: 13,38% (Limited)
Rel.Vergleichs-STD (VR, rel): 13,38%
Vergleichs-STD (VR): 0,010 mg/l



ProLab 2009



Einzeldarstellung

| | | | |
|------------------|--|-------------------------------|---------------------------------|
| Probe: | B | Sollwert: | 0,07314 mg/l (empirischer Wert) |
| Parameter: | Cyanid | Soll-STD: | 0,00979 mg/l (Limited) |
| Methode: | DIN 38402 A45 | Rel.Soll STD: | 13,38% (Limited) |
| Anzahl Labore: | 57 | Rel.Vergleichs-STD (VR, rel): | 13,38% |
| Toleranzgrenzen: | 0,05471 - 0,09421 mg/l (Zu-Score < 2,00) | Vergleichs-STD (VR): | 0,00979 mg/l |

| Laborcode | GH | STD | Z-Score | GH 1 | GH 2 | GH 3 | GH 4 |
|-----------|---------|-----|----------|---------|------|------|------|
| 1 | 0,06600 | | -0,77480 | 0,06600 | | | |
| 102 | 0,05800 | | -1,64273 | 0,05800 | | | |
| 107 | 0,23400 | | 15,26813 | 0,23400 | | | |
| 112 | 0,06750 | | -0,61206 | 0,06750 | | | |
| 117 | 0,06310 | | -1,08942 | 0,06310 | | | |
| 121 | 0,08100 | | 0,74590 | 0,08100 | | | |
| 126 | 0,07500 | | 0,17640 | 0,07500 | | | |
| 128 | 0,07600 | | 0,27132 | 0,07600 | | | |
| 129 | 0,08660 | | 1,27743 | 0,08660 | | | |
| 132 | 0,06370 | | -1,02433 | 0,06370 | | | |
| 142 | 0,07140 | | -0,18894 | 0,07140 | | | |
| 147 | 0,31900 | | 23,33604 | 0,31900 | | | |
| 151 | 0,07000 | | -0,34083 | 0,07000 | | | |
| 156 | 0,07400 | | 0,08148 | 0,07400 | | | |
| 157 | 0,07500 | | 0,17640 | 0,07500 | | | |
| 158 | 0,08500 | | 1,12557 | 0,08500 | | | |
| 159 | 0,06200 | | -1,20876 | 0,06200 | | | |
| 16 | 0,06100 | | -1,31726 | 0,06100 | | | |
| 167 | 0,07390 | | 0,07199 | 0,07390 | | | |
| 187 | 0,08700 | | 1,31540 | 0,08700 | | | |
| 192 | 0,06530 | | -0,85074 | 0,06530 | | | |
| 2 | 0,07730 | | 0,39471 | 0,07730 | | | |
| 34 | 0,07500 | | 0,17640 | 0,07500 | | | |
| 35 | 0,07400 | | 0,08148 | 0,07400 | | | |
| 36 | 0,06000 | | -1,42575 | 0,06000 | | | |
| 4 | 0,06800 | | -0,55781 | 0,06800 | | | |
| 40 | 0,08400 | | 1,03065 | 0,08400 | | | |
| 41 | 0,07900 | | 0,55607 | 0,07900 | | | |
| 42 | 0,08300 | | 0,93573 | 0,08300 | | | |
| 43 | 0,07340 | | 0,02453 | 0,07340 | | | |
| 44 | 0,07600 | | 0,27132 | 0,07600 | | | |
| 45 | 0,44200 | | 35,01078 | 0,44200 | | | |
| 47 | 0,30000 | | 21,53263 | 0,30000 | | | |
| 48 | 0,06600 | | -0,77480 | 0,06600 | | | |
| 49 | 0,07200 | | -0,12385 | 0,07200 | | | |
| 5 | 0,07300 | | -0,01535 | 0,07300 | | | |
| 51 | 0,08300 | | 0,93573 | 0,08300 | | | |
| 52 | 0,07360 | | 0,04352 | 0,07360 | | | |
| 53 | 0,06300 | | -1,10027 | 0,06300 | | | |
| 54 | 0,06170 | | -1,24131 | 0,06170 | | | |
| 55 | 0,07600 | | 0,27132 | 0,07600 | | | |
| 56 | 0,07110 | | -0,22149 | 0,07110 | | | |

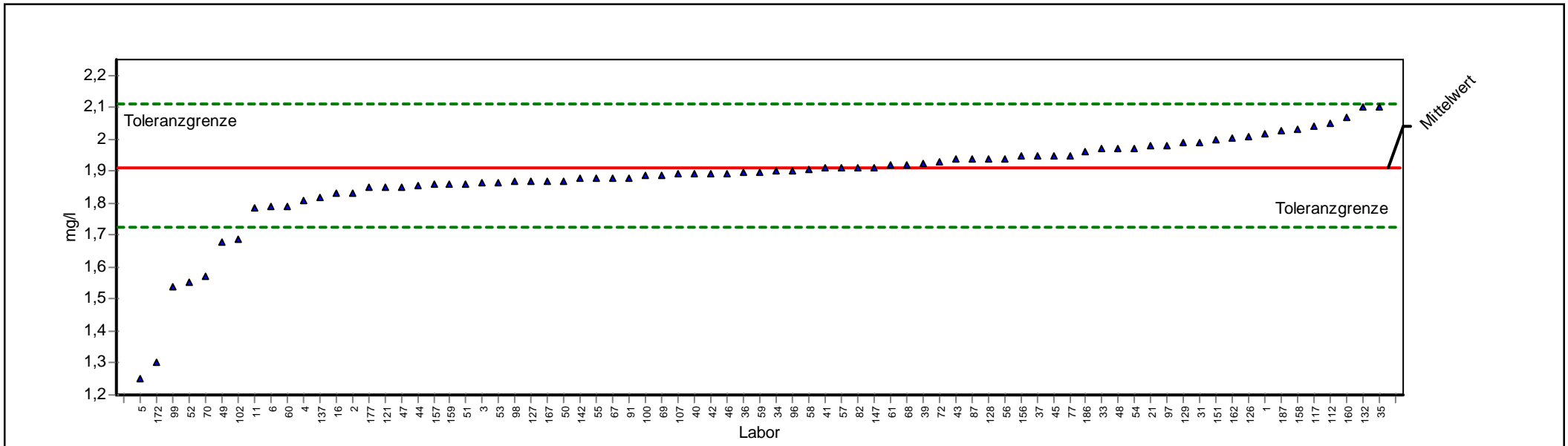


| | | | |
|----|---------|----------|---------|
| 57 | 0,07000 | -0,34083 | 0,07000 |
| 58 | 0,08300 | 0,93573 | 0,08300 |
| 59 | 0,07600 | 0,27132 | 0,07600 |
| 6 | 0,07820 | 0,48013 | 0,07820 |
| 60 | 0,07100 | -0,23234 | 0,07100 |
| 61 | 0,08300 | 0,93573 | 0,08300 |
| 67 | 0,05700 | -1,75122 | 0,05700 |
| 68 | 0,06900 | -0,44932 | 0,06900 |
| 69 | 0,08900 | 1,50523 | 0,08900 |
| 70 | 0,08200 | 0,84082 | 0,08200 |
| 77 | 0,06100 | -1,31726 | 0,06100 |
| 82 | 0,07800 | 0,46115 | 0,07800 |
| 87 | 0,07700 | 0,36623 | 0,07700 |
| 91 | 0,08200 | 0,84082 | 0,08200 |
| 96 | 0,06810 | -0,54696 | 0,06810 |
| 98 | 0,07400 | 0,08148 | 0,07400 |

Einzeldarstellung

Probe: B
Parameter: Fluorid
Methode: DIN 38402 A45
Anzahl Labore: 77
Toleranzgrenzen: 1,72558 - 2,10852 mg/l (|Zu-Score| < 2,00)

Sollwert: 1,91227 mg/l (empirischer Wert)
Soll-STD: 0,09561 mg/l (Limited)
Rel.Soll STD: 5,00% (Limited)
Rel.Vergleichs-STD (VR, rel): 4,45%
Vergleichs-STD (VR): 0,08515 mg/l



ProLab 2009



Einzeldarstellung

| | | | |
|------------------|--|-------------------------------|-------------------------------|
| Probe: | B | Sollwert: | 1,912 mg/l (empirischer Wert) |
| Parameter: | Fluorid | Soll-STD: | 0,096 mg/l (Limited) |
| Methode: | DIN 38402 A45 | Rel.Soll STD: | 5,00% (Limited) |
| Anzahl Labore: | 77 | Rel.Vergleichs-STD (VR, rel): | 4,45% |
| Toleranzgrenzen: | 1,726 - 2,109 mg/l (Zu-Score < 2,00) | Vergleichs-STD (VR): | 0,085 mg/l |

| Laborcode | GH | STD | Z-Score | GH 1 | GH 2 | GH 3 | GH 4 |
|-----------|-------|-----|---------|-------|------|------|------|
| 1 | 2,020 | | 1,098 | 2,020 | | | |
| 100 | 1,888 | | -0,260 | 1,888 | | | |
| 102 | 1,690 | | -2,381 | 1,690 | | | |
| 107 | 1,890 | | -0,239 | 1,890 | | | |
| 11 | 1,784 | | -1,374 | 1,784 | | | |
| 112 | 2,050 | | 1,404 | 2,050 | | | |
| 117 | 2,040 | | 1,302 | 2,040 | | | |
| 121 | 1,850 | | -0,667 | 1,850 | | | |
| 126 | 2,010 | | 0,996 | 2,010 | | | |
| 127 | 1,870 | | -0,453 | 1,870 | | | |
| 128 | 1,938 | | 0,262 | 1,938 | | | |
| 129 | 1,990 | | 0,792 | 1,990 | | | |
| 132 | 2,100 | | 1,913 | 2,100 | | | |
| 137 | 1,820 | | -0,988 | 1,820 | | | |
| 142 | 1,880 | | -0,346 | 1,880 | | | |
| 147 | 1,912 | | -0,003 | 1,912 | | | |
| 151 | 2,000 | | 0,894 | 2,000 | | | |
| 156 | 1,950 | | 0,385 | 1,950 | | | |
| 157 | 1,860 | | -0,560 | 1,860 | | | |
| 158 | 2,030 | | 1,200 | 2,030 | | | |
| 159 | 1,860 | | -0,560 | 1,860 | | | |
| 16 | 1,830 | | -0,881 | 1,830 | | | |
| 160 | 2,070 | | 1,607 | 2,070 | | | |
| 162 | 2,005 | | 0,945 | 2,005 | | | |
| 167 | 1,870 | | -0,453 | 1,870 | | | |
| 172 | 1,300 | | -6,559 | 1,300 | | | |
| 177 | 1,849 | | -0,678 | 1,849 | | | |
| 186 | 1,960 | | 0,486 | 1,960 | | | |
| 187 | 2,026 | | 1,159 | 2,026 | | | |
| 2 | 1,830 | | -0,881 | 1,830 | | | |
| 21 | 1,980 | | 0,690 | 1,980 | | | |
| 3 | 1,865 | | -0,506 | 1,865 | | | |
| 31 | 1,990 | | 0,792 | 1,990 | | | |
| 33 | 1,970 | | 0,588 | 1,970 | | | |
| 34 | 1,900 | | -0,131 | 1,900 | | | |
| 35 | 2,100 | | 1,913 | 2,100 | | | |
| 36 | 1,897 | | -0,164 | 1,897 | | | |
| 37 | 1,950 | | 0,385 | 1,950 | | | |
| 39 | 1,923 | | 0,109 | 1,923 | | | |
| 4 | 1,810 | | -1,096 | 1,810 | | | |
| 40 | 1,890 | | -0,239 | 1,890 | | | |
| 41 | 1,910 | | -0,024 | 1,910 | | | |



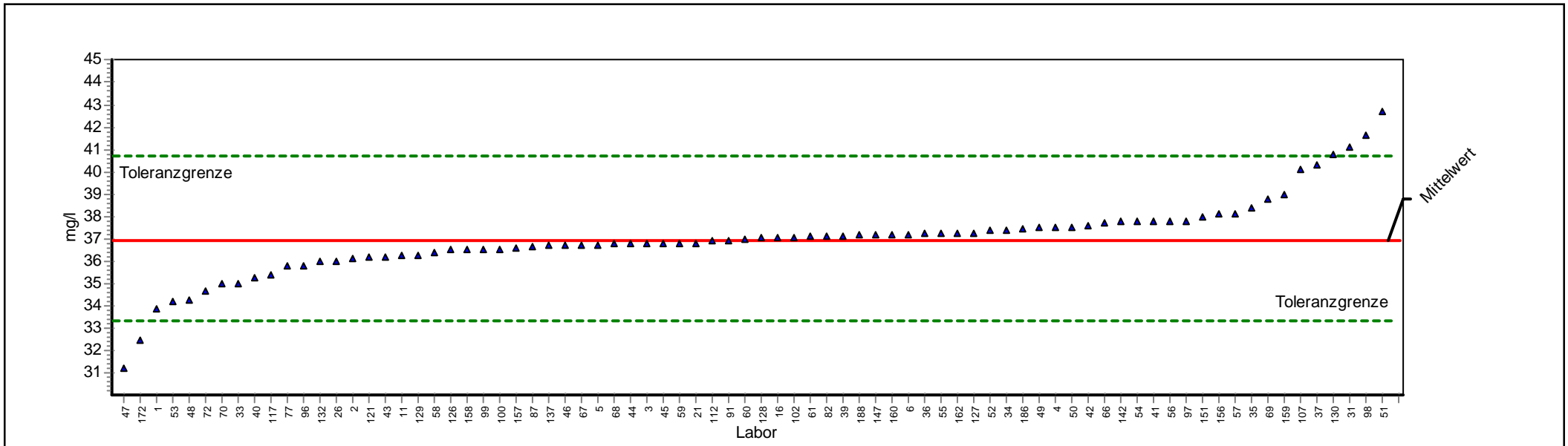
| | | | |
|----|-------|--------|-------|
| 42 | 1,890 | -0,239 | 1,890 |
| 43 | 1,937 | 0,252 | 1,937 |
| 44 | 1,855 | -0,614 | 1,855 |
| 45 | 1,950 | 0,385 | 1,950 |
| 46 | 1,890 | -0,239 | 1,890 |
| 47 | 1,850 | -0,667 | 1,850 |
| 48 | 1,970 | 0,588 | 1,970 |
| 49 | 1,680 | -2,488 | 1,680 |
| 5 | 1,250 | -7,095 | 1,250 |
| 50 | 1,870 | -0,453 | 1,870 |
| 51 | 1,860 | -0,560 | 1,860 |
| 52 | 1,554 | -3,838 | 1,554 |
| 53 | 1,866 | -0,496 | 1,866 |
| 54 | 1,970 | 0,588 | 1,970 |
| 55 | 1,880 | -0,346 | 1,880 |
| 56 | 1,940 | 0,283 | 1,940 |
| 57 | 1,910 | -0,024 | 1,910 |
| 58 | 1,906 | -0,067 | 1,906 |
| 59 | 1,897 | -0,164 | 1,897 |
| 6 | 1,790 | -1,310 | 1,790 |
| 60 | 1,790 | -1,310 | 1,790 |
| 61 | 1,920 | 0,079 | 1,920 |
| 67 | 1,880 | -0,346 | 1,880 |
| 68 | 1,920 | 0,079 | 1,920 |
| 69 | 1,888 | -0,260 | 1,888 |
| 70 | 1,572 | -3,645 | 1,572 |
| 72 | 1,930 | 0,181 | 1,930 |
| 77 | 1,950 | 0,385 | 1,950 |
| 82 | 1,910 | -0,024 | 1,910 |
| 87 | 1,937 | 0,254 | 1,937 |
| 91 | 1,880 | -0,346 | 1,880 |
| 96 | 1,900 | -0,131 | 1,900 |
| 97 | 1,980 | 0,690 | 1,980 |
| 98 | 1,869 | -0,464 | 1,869 |
| 99 | 1,540 | -3,988 | 1,540 |



Einzeldarstellung

Probe: B
Parameter: Nitrat
Methode: DIN 38402 A45
Anzahl Labore: 78
Toleranzgrenzen: 33,322 - 40,717 mg/l (|Zu-Score| < 2,00)

Sollwert: 36,927 mg/l (empirischer Wert)
Soll-STD: 1,846 mg/l (Limited)
Rel.Soll STD: 5,00% (Limited)
Rel.Vergleichs-STD (VR, rel): 2,94%
Vergleichs-STD (VR): 1,085 mg/l



ProLab 2009



Einzeldarstellung

| | | | |
|------------------|--|-------------------------------|--------------------------------|
| Probe: | B | Sollwert: | 36,927 mg/l (empirischer Wert) |
| Parameter: | Nitrat | Soll-STD: | 1,846 mg/l (Limited) |
| Methode: | DIN 38402 A45 | Rel.Soll STD: | 5,00% (Limited) |
| Anzahl Labore: | 78 | Rel.Vergleichs-STD (VR, rel): | 2,94% |
| Toleranzgrenzen: | 33,322 - 40,717 mg/l (Zu-Score < 2,00) | Vergleichs-STD (VR): | 1,085 mg/l |

| Laborcode | GH | STD | Z-Score | GH 1 | GH 2 | GH 3 | GH 4 |
|-----------|--------|-----|---------|--------|------|------|------|
| 1 | 33,900 | | -1,680 | 33,900 | | | |
| 100 | 36,530 | | -0,220 | 36,530 | | | |
| 102 | 37,090 | | 0,086 | 37,090 | | | |
| 107 | 40,100 | | 1,674 | 40,100 | | | |
| 11 | 36,250 | | -0,376 | 36,250 | | | |
| 112 | 36,900 | | -0,015 | 36,900 | | | |
| 117 | 35,400 | | -0,847 | 35,400 | | | |
| 121 | 36,200 | | -0,404 | 36,200 | | | |
| 126 | 36,500 | | -0,237 | 36,500 | | | |
| 127 | 37,270 | | 0,181 | 37,270 | | | |
| 128 | 37,050 | | 0,065 | 37,050 | | | |
| 129 | 36,250 | | -0,376 | 36,250 | | | |
| 130 | 40,750 | | 2,017 | 40,750 | | | |
| 132 | 36,000 | | -0,515 | 36,000 | | | |
| 137 | 36,700 | | -0,126 | 36,700 | | | |
| 142 | 37,770 | | 0,445 | 37,770 | | | |
| 147 | 37,170 | | 0,128 | 37,170 | | | |
| 151 | 38,000 | | 0,566 | 38,000 | | | |
| 156 | 38,100 | | 0,619 | 38,100 | | | |
| 157 | 36,620 | | -0,171 | 36,620 | | | |
| 158 | 36,500 | | -0,237 | 36,500 | | | |
| 159 | 39,000 | | 1,094 | 39,000 | | | |
| 16 | 37,060 | | 0,070 | 37,060 | | | |
| 160 | 37,200 | | 0,144 | 37,200 | | | |
| 162 | 37,251 | | 0,171 | 37,251 | | | |
| 172 | 32,500 | | -2,456 | 32,500 | | | |
| 186 | 37,480 | | 0,292 | 37,480 | | | |
| 188 | 37,160 | | 0,123 | 37,160 | | | |
| 2 | 36,100 | | -0,459 | 36,100 | | | |
| 21 | 36,810 | | -0,065 | 36,810 | | | |
| 26 | 36,000 | | -0,515 | 36,000 | | | |
| 3 | 36,800 | | -0,071 | 36,800 | | | |
| 31 | 41,100 | | 2,202 | 41,100 | | | |
| 33 | 35,000 | | -1,069 | 35,000 | | | |
| 34 | 37,410 | | 0,255 | 37,410 | | | |
| 35 | 38,400 | | 0,777 | 38,400 | | | |
| 36 | 37,230 | | 0,160 | 37,230 | | | |
| 37 | 40,300 | | 1,780 | 40,300 | | | |
| 39 | 37,120 | | 0,102 | 37,120 | | | |
| 4 | 37,543 | | 0,325 | 37,543 | | | |
| 40 | 35,300 | | -0,903 | 35,300 | | | |
| 41 | 37,800 | | 0,460 | 37,800 | | | |



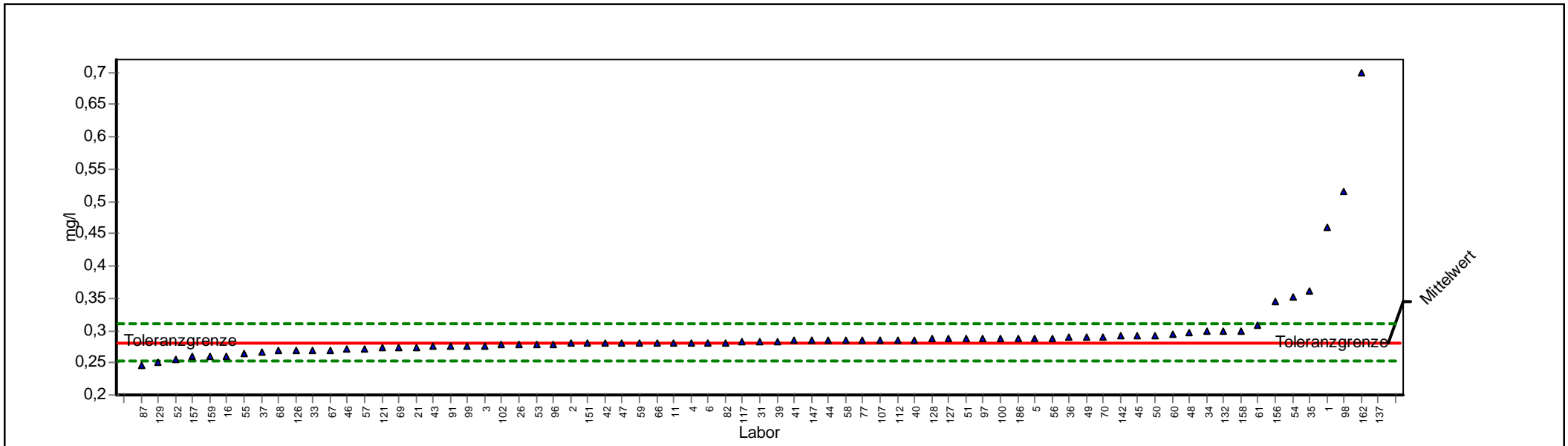
| | | | |
|----|--------|--------|--------|
| 42 | 37,600 | 0,355 | 37,600 |
| 43 | 36,200 | -0,404 | 36,200 |
| 44 | 36,790 | -0,076 | 36,790 |
| 45 | 36,800 | -0,071 | 36,800 |
| 46 | 36,700 | -0,126 | 36,700 |
| 47 | 31,200 | -3,178 | 31,200 |
| 48 | 34,300 | -1,458 | 34,300 |
| 49 | 37,500 | 0,302 | 37,500 |
| 5 | 36,710 | -0,121 | 36,710 |
| 50 | 37,550 | 0,329 | 37,550 |
| 51 | 42,700 | 3,046 | 42,700 |
| 52 | 37,400 | 0,249 | 37,400 |
| 53 | 34,200 | -1,513 | 34,200 |
| 54 | 37,790 | 0,455 | 37,790 |
| 55 | 37,250 | 0,170 | 37,250 |
| 56 | 37,800 | 0,460 | 37,800 |
| 57 | 38,100 | 0,619 | 38,100 |
| 58 | 36,400 | -0,293 | 36,400 |
| 59 | 36,800 | -0,071 | 36,800 |
| 6 | 37,200 | 0,144 | 37,200 |
| 60 | 36,970 | 0,022 | 36,970 |
| 61 | 37,100 | 0,091 | 37,100 |
| 66 | 37,700 | 0,408 | 37,700 |
| 67 | 36,700 | -0,126 | 36,700 |
| 68 | 36,770 | -0,087 | 36,770 |
| 69 | 38,800 | 0,988 | 38,800 |
| 70 | 34,990 | -1,075 | 34,990 |
| 72 | 34,680 | -1,247 | 34,680 |
| 77 | 35,800 | -0,625 | 35,800 |
| 82 | 37,100 | 0,091 | 37,100 |
| 87 | 36,674 | -0,141 | 36,674 |
| 91 | 36,900 | -0,015 | 36,900 |
| 96 | 35,800 | -0,625 | 35,800 |
| 97 | 37,800 | 0,460 | 37,800 |
| 98 | 41,621 | 2,477 | 41,621 |
| 99 | 36,500 | -0,237 | 36,500 |



Einzeldarstellung

Probe: B
Parameter: Nitrit
Methode: DIN 38402 A45
Anzahl Labore: 73
Toleranzgrenzen: 0,253 - 0,310 mg/l (|Zu-Score| < 2,00)

Sollwert: 0,281 mg/l (empirischer Wert)
Soll-STD: 0,014 mg/l (Limited)
Rel.Soll STD: 5,00% (Limited)
Rel.Vergleichs-STD (VR, rel): 4,54%
Vergleichs-STD (VR): 0,013 mg/l



ProLab 2009



Einzeldarstellung

| | | | |
|------------------|--|-------------------------------|--------------------------------|
| Probe: | B | Sollwert: | 0,2807 mg/l (empirischer Wert) |
| Parameter: | Nitrit | Soll-STD: | 0,0140 mg/l (Limited) |
| Methode: | DIN 38402 A45 | Rel.Soll STD: | 5,00% (Limited) |
| Anzahl Labore: | 73 | Rel.Vergleichs-STD (VR, rel): | 4,54% |
| Toleranzgrenzen: | 0,2533 - 0,3096 mg/l (Zu-Score < 2,00) | Vergleichs-STD (VR): | 0,0128 mg/l |

| Laborcode | GH | STD | Z-Score | GH 1 | GH 2 | GH 3 | GH 4 |
|-----------|--------|-----|---------|--------|------|------|------|
| 1 | 0,4600 | | 12,4426 | 0,4600 | | | |
| 100 | 0,2880 | | 0,5033 | 0,2880 | | | |
| 102 | 0,2780 | | -0,2006 | 0,2780 | | | |
| 107 | 0,2860 | | 0,3645 | 0,2860 | | | |
| 11 | 0,2809 | | 0,0105 | 0,2809 | | | |
| 112 | 0,2860 | | 0,3645 | 0,2860 | | | |
| 117 | 0,2820 | | 0,0868 | 0,2820 | | | |
| 121 | 0,2730 | | -0,5655 | 0,2730 | | | |
| 126 | 0,2700 | | -0,7844 | 0,2700 | | | |
| 127 | 0,2870 | | 0,4339 | 0,2870 | | | |
| 128 | 0,2863 | | 0,3853 | 0,2863 | | | |
| 129 | 0,2497 | | -2,2657 | 0,2497 | | | |
| 132 | 0,3000 | | 1,3363 | 0,3000 | | | |
| 137 | 1,1500 | | 60,3386 | 1,1500 | | | |
| 142 | 0,2910 | | 0,7116 | 0,2910 | | | |
| 147 | 0,2846 | | 0,2673 | 0,2846 | | | |
| 151 | 0,2800 | | -0,0546 | 0,2800 | | | |
| 156 | 0,3450 | | 4,4600 | 0,3450 | | | |
| 157 | 0,2590 | | -1,5871 | 0,2590 | | | |
| 158 | 0,3000 | | 1,3363 | 0,3000 | | | |
| 159 | 0,2600 | | -1,5141 | 0,2600 | | | |
| 16 | 0,2600 | | -1,5141 | 0,2600 | | | |
| 162 | 0,6990 | | 29,0327 | 0,6990 | | | |
| 172 | | | | | | | |
| 186 | 0,2880 | | 0,5033 | 0,2880 | | | |
| 2 | 0,2796 | | -0,0838 | 0,2796 | | | |
| 21 | 0,2740 | | -0,4925 | 0,2740 | | | |
| 26 | 0,2780 | | -0,2006 | 0,2780 | | | |
| 3 | 0,2770 | | -0,2736 | 0,2770 | | | |
| 31 | 0,2820 | | 0,0868 | 0,2820 | | | |
| 33 | 0,2700 | | -0,7844 | 0,2700 | | | |
| 34 | 0,2990 | | 1,2669 | 0,2990 | | | |
| 35 | 0,3600 | | 5,5012 | 0,3600 | | | |
| 36 | 0,2887 | | 0,5519 | 0,2887 | | | |
| 37 | 0,2670 | | -1,0033 | 0,2670 | | | |
| 39 | 0,2830 | | 0,1563 | 0,2830 | | | |
| 4 | 0,2810 | | 0,0174 | 0,2810 | | | |
| 40 | 0,2860 | | 0,3645 | 0,2860 | | | |
| 41 | 0,2840 | | 0,2257 | 0,2840 | | | |
| 42 | 0,2800 | | -0,0546 | 0,2800 | | | |
| 43 | 0,2760 | | -0,3465 | 0,2760 | | | |
| 44 | 0,2850 | | 0,2951 | 0,2850 | | | |



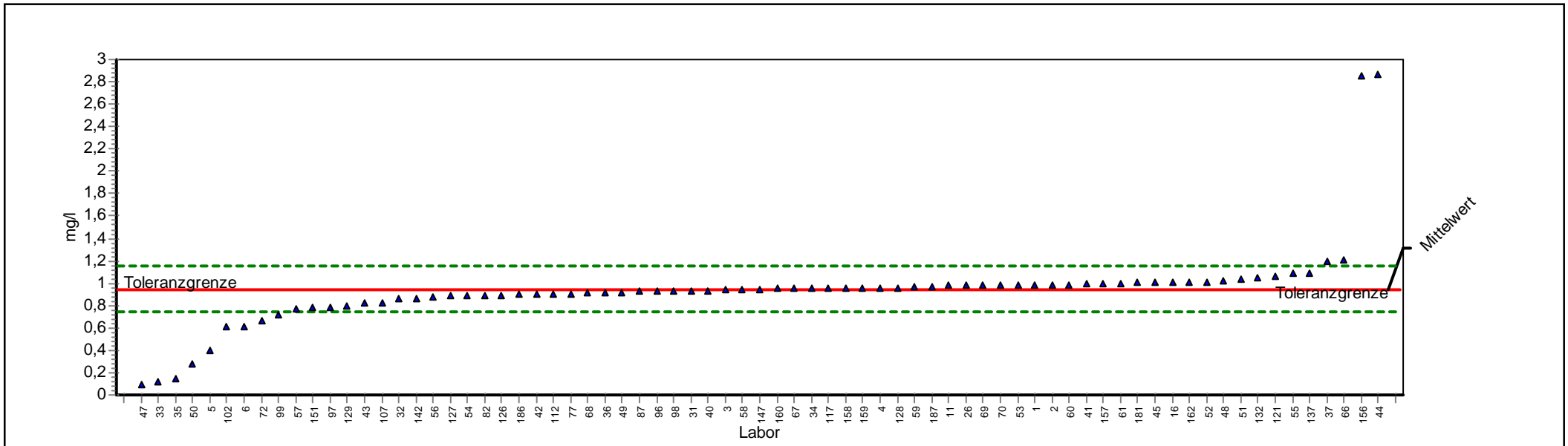
| | | | |
|----|--------|---------|--------|
| 45 | 0,2930 | 0,8504 | 0,2930 |
| 46 | 0,2720 | -0,6384 | 0,2720 |
| 47 | 0,2800 | -0,0546 | 0,2800 |
| 48 | 0,2960 | 1,0587 | 0,2960 |
| 49 | 0,2900 | 0,6422 | 0,2900 |
| 5 | 0,2880 | 0,5033 | 0,2880 |
| 50 | 0,2930 | 0,8504 | 0,2930 |
| 51 | 0,2870 | 0,4339 | 0,2870 |
| 52 | 0,2550 | -1,8790 | 0,2550 |
| 53 | 0,2790 | -0,1276 | 0,2790 |
| 54 | 0,3510 | 4,8764 | 0,3510 |
| 55 | 0,2650 | -1,1492 | 0,2650 |
| 56 | 0,2880 | 0,5033 | 0,2880 |
| 57 | 0,2720 | -0,6384 | 0,2720 |
| 58 | 0,2850 | 0,2951 | 0,2850 |
| 59 | 0,2800 | -0,0546 | 0,2800 |
| 6 | 0,2810 | 0,0174 | 0,2810 |
| 60 | 0,2950 | 0,9892 | 0,2950 |
| 61 | 0,3070 | 1,8222 | 0,3070 |
| 66 | 0,2800 | -0,0546 | 0,2800 |
| 67 | 0,2700 | -0,7844 | 0,2700 |
| 68 | 0,2680 | -0,9303 | 0,2680 |
| 69 | 0,2730 | -0,5655 | 0,2730 |
| 70 | 0,2900 | 0,6422 | 0,2900 |
| 77 | 0,2850 | 0,2951 | 0,2850 |
| 82 | 0,2810 | 0,0174 | 0,2810 |
| 87 | 0,2452 | -2,5941 | 0,2452 |
| 91 | 0,2760 | -0,3465 | 0,2760 |
| 96 | 0,2790 | -0,1276 | 0,2790 |
| 97 | 0,2870 | 0,4339 | 0,2870 |
| 98 | 0,5159 | 16,3229 | 0,5159 |
| 99 | 0,2760 | -0,3465 | 0,2760 |



Einzeldarstellung

Probe: B
Parameter: Phosphor
Methode: DIN 38402 A45
Anzahl Labore: 73
Toleranzgrenzen: 0,747 - 1,155 mg/l (|Zu-Score| < 2,00)

Sollwert: 0,940 mg/l (empirischer Wert)
Soll-STD: 0,101 mg/l (Limited)
Rel.Soll STD: 10,79% (Limited)
Rel.Vergleichs-STD (VR, rel): 10,79%
Vergleichs-STD (VR): 0,101 mg/l



ProLab 2009



Einzeldarstellung

| | | | |
|------------------|--|-------------------------------|-------------------------------|
| Probe: | B | Sollwert: | 0,940 mg/l (empirischer Wert) |
| Parameter: | Phosphor | Soll-STD: | 0,101 mg/l (Limited) |
| Methode: | DIN 38402 A45 | Rel.Soll STD: | 10,79% (Limited) |
| Anzahl Labore: | 73 | Rel.Vergleichs-STD (VR, rel): | 10,79% |
| Toleranzgrenzen: | 0,747 - 1,155 mg/l (Zu-Score < 2,00) | Vergleichs-STD (VR): | 0,101 mg/l |

| Laborcode | GH | STD | Z-Score | GH 1 | GH 2 | GH 3 | GH 4 |
|-----------|-------|-----|---------|-------|------|------|------|
| 1 | 0,984 | | 0,413 | 0,984 | | | |
| 102 | 0,610 | | -3,416 | 0,610 | | | |
| 107 | 0,823 | | -1,208 | 0,823 | | | |
| 11 | 0,979 | | 0,362 | 0,979 | | | |
| 112 | 0,903 | | -0,379 | 0,903 | | | |
| 117 | 0,959 | | 0,181 | 0,959 | | | |
| 121 | 1,060 | | 1,121 | 1,060 | | | |
| 126 | 0,896 | | -0,452 | 0,896 | | | |
| 127 | 0,884 | | -0,576 | 0,884 | | | |
| 128 | 0,962 | | 0,209 | 0,962 | | | |
| 129 | 0,795 | | -1,495 | 0,795 | | | |
| 132 | 1,055 | | 1,074 | 1,055 | | | |
| 137 | 1,090 | | 1,400 | 1,090 | | | |
| 142 | 0,859 | | -0,835 | 0,859 | | | |
| 147 | 0,948 | | 0,078 | 0,948 | | | |
| 151 | 0,780 | | -1,654 | 0,780 | | | |
| 156 | 2,860 | | 17,869 | 2,860 | | | |
| 157 | 0,999 | | 0,553 | 0,999 | | | |
| 158 | 0,960 | | 0,190 | 0,960 | | | |
| 159 | 0,960 | | 0,190 | 0,960 | | | |
| 16 | 1,010 | | 0,655 | 1,010 | | | |
| 160 | 0,950 | | 0,097 | 0,950 | | | |
| 162 | 1,013 | | 0,683 | 1,013 | | | |
| 181 | 1,003 | | 0,590 | 1,003 | | | |
| 186 | 0,900 | | -0,410 | 0,900 | | | |
| 187 | 0,973 | | 0,311 | 0,973 | | | |
| 2 | 0,984 | | 0,413 | 0,984 | | | |
| 26 | 0,980 | | 0,376 | 0,980 | | | |
| 3 | 0,936 | | -0,037 | 0,936 | | | |
| 31 | 0,935 | | -0,047 | 0,935 | | | |
| 32 | 0,858 | | -0,845 | 0,858 | | | |
| 33 | 0,119 | | -8,505 | 0,119 | | | |
| 34 | 0,955 | | 0,144 | 0,955 | | | |
| 35 | 0,145 | | -8,235 | 0,145 | | | |
| 36 | 0,918 | | -0,222 | 0,918 | | | |
| 37 | 1,200 | | 2,423 | 1,200 | | | |
| 4 | 0,960 | | 0,190 | 0,960 | | | |
| 40 | 0,935 | | -0,047 | 0,935 | | | |
| 41 | 0,994 | | 0,506 | 0,994 | | | |
| 42 | 0,900 | | -0,410 | 0,900 | | | |
| 43 | 0,817 | | -1,270 | 0,817 | | | |
| 44 | 2,871 | | 17,972 | 2,871 | | | |

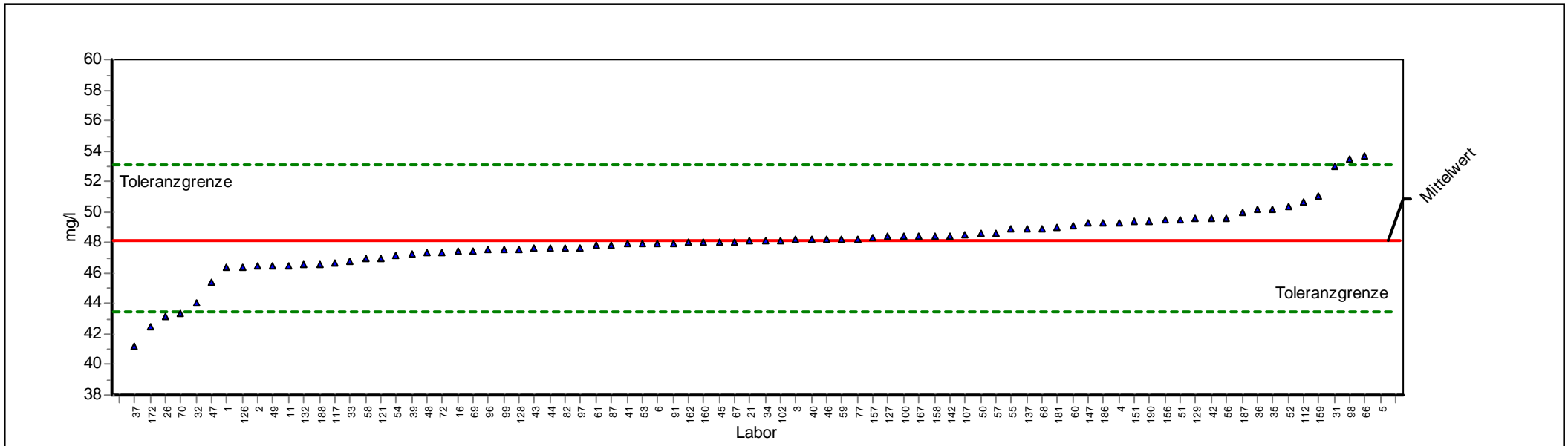


| | | | |
|----|-------|--------|-------|
| 45 | 1,009 | 0,646 | 1,009 |
| 47 | 0,092 | -8,784 | 0,092 |
| 48 | 1,020 | 0,748 | 1,020 |
| 49 | 0,922 | -0,182 | 0,922 |
| 5 | 0,403 | -5,561 | 0,403 |
| 50 | 0,273 | -6,908 | 0,273 |
| 51 | 1,030 | 0,841 | 1,030 |
| 52 | 1,015 | 0,702 | 1,015 |
| 53 | 0,983 | 0,404 | 0,983 |
| 54 | 0,886 | -0,555 | 0,886 |
| 55 | 1,086 | 1,361 | 1,086 |
| 56 | 0,880 | -0,617 | 0,880 |
| 57 | 0,770 | -1,757 | 0,770 |
| 58 | 0,941 | 0,013 | 0,941 |
| 59 | 0,971 | 0,292 | 0,971 |
| 6 | 0,617 | -3,343 | 0,617 |
| 60 | 0,985 | 0,423 | 0,985 |
| 61 | 1,000 | 0,562 | 1,000 |
| 66 | 1,203 | 2,451 | 1,203 |
| 67 | 0,950 | 0,097 | 0,950 |
| 68 | 0,914 | -0,265 | 0,914 |
| 69 | 0,981 | 0,385 | 0,981 |
| 70 | 0,981 | 0,385 | 0,981 |
| 72 | 0,666 | -2,839 | 0,666 |
| 77 | 0,909 | -0,317 | 0,909 |
| 82 | 0,886 | -0,555 | 0,886 |
| 87 | 0,926 | -0,136 | 0,926 |
| 96 | 0,930 | -0,099 | 0,930 |
| 97 | 0,780 | -1,654 | 0,780 |
| 98 | 0,930 | -0,099 | 0,930 |
| 99 | 0,720 | -2,276 | 0,720 |

Einzeldarstellung

Probe: B
Parameter: Sulfat
Methode: DIN 38402 A45
Anzahl Labore: 82
Toleranzgrenzen: 43,442 - 53,082 mg/l (|Zu-Score| < 2,00)

Sollwert: 48,142 mg/l (empirischer Wert)
Soll-STD: 2,407 mg/l (Limited)
Rel.Soll STD: 5,00% (Limited)
Rel.Vergleichs-STD (VR, rel): 3,09%
Vergleichs-STD (VR): 1,487 mg/l



ProLab 2009



Einzeldarstellung

| | | | |
|------------------|--|-------------------------------|--------------------------------|
| Probe: | B | Sollwert: | 48,142 mg/l (empirischer Wert) |
| Parameter: | Sulfat | Soll-STD: | 2,407 mg/l (Limited) |
| Methode: | DIN 38402 A45 | Rel.Soll STD: | 5,00% (Limited) |
| Anzahl Labore: | 82 | Rel.Vergleichs-STD (VR, rel): | 3,09% |
| Toleranzgrenzen: | 43,442 - 53,082 mg/l (Zu-Score < 2,00) | Vergleichs-STD (VR): | 1,487 mg/l |

| Laborcode | GH | STD | Z-Score | GH 1 | GH 2 | GH 3 | GH 4 |
|-----------|--------|-----|---------|--------|------|------|------|
| 1 | 46,400 | | -0,741 | 46,400 | | | |
| 100 | 48,390 | | 0,100 | 48,390 | | | |
| 102 | 48,130 | | -0,005 | 48,130 | | | |
| 107 | 48,500 | | 0,145 | 48,500 | | | |
| 11 | 46,510 | | -0,694 | 46,510 | | | |
| 112 | 50,700 | | 1,036 | 50,700 | | | |
| 117 | 46,700 | | -0,614 | 46,700 | | | |
| 121 | 47,000 | | -0,486 | 47,000 | | | |
| 126 | 46,400 | | -0,741 | 46,400 | | | |
| 127 | 48,370 | | 0,092 | 48,370 | | | |
| 128 | 47,560 | | -0,248 | 47,560 | | | |
| 129 | 49,570 | | 0,578 | 49,570 | | | |
| 132 | 46,550 | | -0,677 | 46,550 | | | |
| 137 | 48,900 | | 0,307 | 48,900 | | | |
| 142 | 48,410 | | 0,109 | 48,410 | | | |
| 147 | 49,300 | | 0,469 | 49,300 | | | |
| 151 | 49,400 | | 0,509 | 49,400 | | | |
| 156 | 49,500 | | 0,550 | 49,500 | | | |
| 157 | 48,320 | | 0,072 | 48,320 | | | |
| 158 | 48,400 | | 0,105 | 48,400 | | | |
| 159 | 51,000 | | 1,157 | 51,000 | | | |
| 16 | 47,430 | | -0,303 | 47,430 | | | |
| 160 | 48,000 | | -0,060 | 48,000 | | | |
| 162 | 47,984 | | -0,067 | 47,984 | | | |
| 167 | 48,398 | | 0,104 | 48,398 | | | |
| 172 | 42,500 | | -2,401 | 42,500 | | | |
| 181 | 49,000 | | 0,347 | 49,000 | | | |
| 186 | 49,340 | | 0,485 | 49,340 | | | |
| 187 | 50,010 | | 0,756 | 50,010 | | | |
| 188 | 46,580 | | -0,665 | 46,580 | | | |
| 190 | 49,410 | | 0,513 | 49,410 | | | |
| 2 | 46,500 | | -0,699 | 46,500 | | | |
| 21 | 48,100 | | -0,018 | 48,100 | | | |
| 26 | 43,200 | | -2,103 | 43,200 | | | |
| 3 | 48,200 | | 0,024 | 48,200 | | | |
| 31 | 53,000 | | 1,967 | 53,000 | | | |
| 32 | 44,000 | | -1,763 | 44,000 | | | |
| 33 | 46,800 | | -0,571 | 46,800 | | | |
| 34 | 48,100 | | -0,018 | 48,100 | | | |
| 35 | 50,200 | | 0,833 | 50,200 | | | |
| 36 | 50,133 | | 0,806 | 50,133 | | | |
| 37 | 41,200 | | -2,954 | 41,200 | | | |



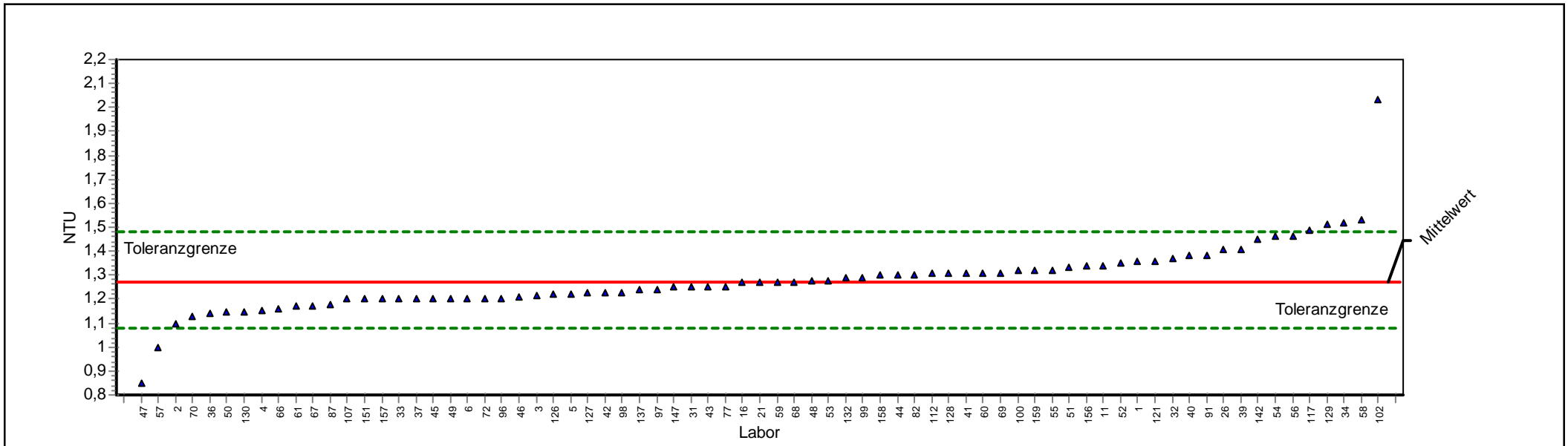
| | | | |
|----|--------|--------|--------|
| 39 | 47,200 | -0,401 | 47,200 |
| 4 | 49,340 | 0,485 | 49,340 |
| 40 | 48,200 | 0,024 | 48,200 |
| 41 | 47,900 | -0,103 | 47,900 |
| 42 | 49,600 | 0,590 | 49,600 |
| 43 | 47,600 | -0,231 | 47,600 |
| 44 | 47,600 | -0,231 | 47,600 |
| 45 | 48,000 | -0,060 | 48,000 |
| 46 | 48,200 | 0,024 | 48,200 |
| 47 | 45,400 | -1,167 | 45,400 |
| 48 | 47,300 | -0,358 | 47,300 |
| 49 | 46,500 | -0,699 | 46,500 |
| 5 | 60,670 | 5,071 | 60,670 |
| 50 | 48,580 | 0,177 | 48,580 |
| 51 | 49,500 | 0,550 | 49,500 |
| 52 | 50,400 | 0,914 | 50,400 |
| 53 | 47,900 | -0,103 | 47,900 |
| 54 | 47,140 | -0,426 | 47,140 |
| 55 | 48,890 | 0,303 | 48,890 |
| 56 | 49,600 | 0,590 | 49,600 |
| 57 | 48,600 | 0,185 | 48,600 |
| 58 | 46,940 | -0,511 | 46,940 |
| 59 | 48,200 | 0,024 | 48,200 |
| 6 | 47,900 | -0,103 | 47,900 |
| 60 | 49,100 | 0,388 | 49,100 |
| 61 | 47,800 | -0,145 | 47,800 |
| 66 | 53,700 | 2,250 | 53,700 |
| 67 | 48,000 | -0,060 | 48,000 |
| 68 | 48,940 | 0,323 | 48,940 |
| 69 | 47,460 | -0,290 | 47,460 |
| 70 | 43,360 | -2,035 | 43,360 |
| 72 | 47,320 | -0,350 | 47,320 |
| 77 | 48,200 | 0,024 | 48,200 |
| 82 | 47,600 | -0,231 | 47,600 |
| 87 | 47,806 | -0,143 | 47,806 |
| 91 | 47,900 | -0,103 | 47,900 |
| 96 | 47,500 | -0,273 | 47,500 |
| 97 | 47,600 | -0,231 | 47,600 |
| 98 | 53,450 | 2,149 | 53,450 |
| 99 | 47,500 | -0,273 | 47,500 |



Einzeldarstellung

Probe: B
Parameter: Trübung
Methode: DIN 38402 A45
Anzahl Labore: 73
Toleranzgrenzen: 1,076 - 1,483 NTU (|Zu-Score| < 2,00)

Sollwert: 1,271 NTU (empirischer Wert)
Soll-STD: 0,101 NTU (Limited)
Rel.Soll STD: 7,98% (Limited)
Rel.Vergleichs-STD (VR, rel): 7,98%
Vergleichs-STD (VR): 0,101 NTU



ProLab 2009



Einzeldarstellung

| | | | |
|------------------|---------------------------------------|-------------------------------|------------------------------|
| Probe: | B | Sollwert: | 1,271 NTU (empirischer Wert) |
| Parameter: | Trübung | Soll-STD: | 0,101 NTU (Limited) |
| Methode: | DIN 38402 A45 | Rel.Soll STD: | 7,98% (Limited) |
| Anzahl Labore: | 73 | Rel.Vergleichs-STD (VR, rel): | 7,98% |
| Toleranzgrenzen: | 1,076 - 1,483 NTU (Zu-Score < 2,00) | Vergleichs-STD (VR): | 0,101 NTU |

| Laborcode | GH | STD | Z-Score | GH 1 | GH 2 | GH 3 | GH 4 |
|-----------|-------|-----|---------|-------|------|------|------|
| 1 | 1,360 | | 0,838 | 1,360 | | | |
| 100 | 1,320 | | 0,460 | 1,320 | | | |
| 102 | 2,030 | | 7,167 | 2,030 | | | |
| 107 | 1,200 | | -0,729 | 1,200 | | | |
| 11 | 1,341 | | 0,659 | 1,341 | | | |
| 112 | 1,310 | | 0,366 | 1,310 | | | |
| 117 | 1,490 | | 2,066 | 1,490 | | | |
| 121 | 1,360 | | 0,838 | 1,360 | | | |
| 126 | 1,220 | | -0,524 | 1,220 | | | |
| 127 | 1,230 | | -0,422 | 1,230 | | | |
| 128 | 1,310 | | 0,366 | 1,310 | | | |
| 129 | 1,510 | | 2,255 | 1,510 | | | |
| 130 | 1,150 | | -1,240 | 1,150 | | | |
| 132 | 1,290 | | 0,177 | 1,290 | | | |
| 137 | 1,240 | | -0,320 | 1,240 | | | |
| 142 | 1,450 | | 1,688 | 1,450 | | | |
| 147 | 1,250 | | -0,217 | 1,250 | | | |
| 151 | 1,200 | | -0,729 | 1,200 | | | |
| 156 | 1,340 | | 0,649 | 1,340 | | | |
| 157 | 1,200 | | -0,729 | 1,200 | | | |
| 158 | 1,300 | | 0,272 | 1,300 | | | |
| 159 | 1,320 | | 0,460 | 1,320 | | | |
| 16 | 1,270 | | -0,013 | 1,270 | | | |
| 2 | 1,100 | | -1,752 | 1,100 | | | |
| 21 | 1,270 | | -0,013 | 1,270 | | | |
| 26 | 1,410 | | 1,311 | 1,410 | | | |
| 3 | 1,213 | | -0,596 | 1,213 | | | |
| 31 | 1,250 | | -0,217 | 1,250 | | | |
| 32 | 1,370 | | 0,933 | 1,370 | | | |
| 33 | 1,200 | | -0,729 | 1,200 | | | |
| 34 | 1,520 | | 2,350 | 1,520 | | | |
| 36 | 1,140 | | -1,343 | 1,140 | | | |
| 37 | 1,200 | | -0,729 | 1,200 | | | |
| 39 | 1,410 | | 1,311 | 1,410 | | | |
| 4 | 1,153 | | -1,210 | 1,153 | | | |
| 40 | 1,380 | | 1,027 | 1,380 | | | |
| 41 | 1,310 | | 0,366 | 1,310 | | | |
| 42 | 1,230 | | -0,422 | 1,230 | | | |
| 43 | 1,250 | | -0,217 | 1,250 | | | |
| 44 | 1,300 | | 0,272 | 1,300 | | | |
| 45 | 1,200 | | -0,729 | 1,200 | | | |
| 46 | 1,210 | | -0,627 | 1,210 | | | |



| | | | |
|----|-------|--------|-------|
| 47 | 0,850 | -4,310 | 0,850 |
| 48 | 1,280 | 0,083 | 1,280 |
| 49 | 1,200 | -0,729 | 1,200 |
| 5 | 1,220 | -0,524 | 1,220 |
| 50 | 1,145 | -1,292 | 1,145 |
| 51 | 1,330 | 0,555 | 1,330 |
| 52 | 1,350 | 0,744 | 1,350 |
| 53 | 1,280 | 0,083 | 1,280 |
| 54 | 1,460 | 1,783 | 1,460 |
| 55 | 1,320 | 0,460 | 1,320 |
| 56 | 1,460 | 1,783 | 1,460 |
| 57 | 1,000 | -2,775 | 1,000 |
| 58 | 1,530 | 2,444 | 1,530 |
| 59 | 1,270 | -0,013 | 1,270 |
| 6 | 1,200 | -0,729 | 1,200 |
| 60 | 1,310 | 0,366 | 1,310 |
| 61 | 1,170 | -1,036 | 1,170 |
| 66 | 1,160 | -1,138 | 1,160 |
| 67 | 1,170 | -1,036 | 1,170 |
| 68 | 1,270 | -0,013 | 1,270 |
| 69 | 1,310 | 0,366 | 1,310 |
| 70 | 1,130 | -1,445 | 1,130 |
| 72 | 1,200 | -0,729 | 1,200 |
| 77 | 1,250 | -0,217 | 1,250 |
| 82 | 1,300 | 0,272 | 1,300 |
| 87 | 1,180 | -0,934 | 1,180 |
| 91 | 1,380 | 1,027 | 1,380 |
| 96 | 1,200 | -0,729 | 1,200 |
| 97 | 1,240 | -0,320 | 1,240 |
| 98 | 1,230 | -0,422 | 1,230 |
| 99 | 1,290 | 0,177 | 1,290 |



Probe C

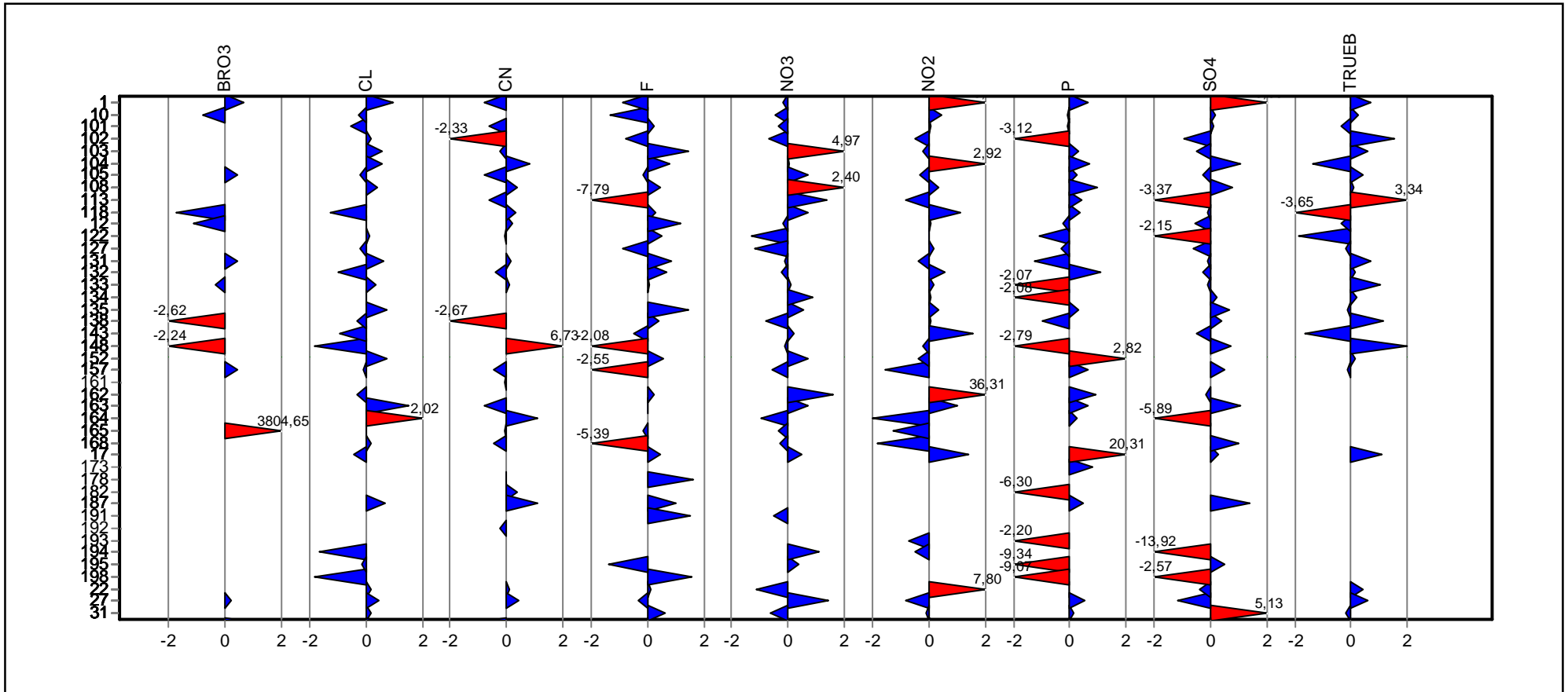
Ringversuchskennndaten

Charge C

| Merkmal | | Sollwert | Soll-STD. | rel.Soll-STD.[%] | Vergleichs-STD | rel.Vergleichs-STD [%] | Tol. unten | Tol. oben | Einheit | Anzahl Labore/Werte |
|----------|-------|----------|-----------|------------------|----------------|------------------------|------------|-----------|---------|---------------------|
| Bromat | BRO3 | 0,03969 | 0,00865 | 21,79 | 0,00865 | 21,79 | 0,0239 | 0,0593 | mg/l | 35 |
| Chlorid | CL | 217,700 | 10,8850 | 5,00 | 8,3574 | 3,84 | 196,4474 | 240,0419 | mg/l | 79 |
| Cyanid | CN | 0,04051 | 0,00621 | 15,33 | 0,00621 | 15,33 | 0,0289 | 0,054 | mg/l | 60 |
| Fluorid | F | 4,8420 | 0,24210 | 5,00 | 0,23816 | 4,92 | 4,3693 | 5,3389 | mg/l | 76 |
| Nitrat | NO3 | 10,293 | 0,54964 | 5,34 | 0,54964 | 5,34 | 9,2215 | 11,4232 | mg/l | 78 |
| Nitrit | NO2 | 0,0855 | 0,00705 | 8,24 | 0,00705 | 8,24 | 0,072 | 0,1003 | mg/l | 76 |
| Phosphor | P | 1,68958 | 0,18187 | 10,76 | 0,18187 | 10,76 | 1,3434 | 2,0751 | mg/l | 77 |
| Sulfat | SO4 | 20,585 | 1,0292 | 5,00 | 0,9626 | 4,68 | 18,5751 | 22,6972 | mg/l | 78 |
| Trübung | TRUEB | 1,917 | 0,1911 | 9,97 | 0,1911 | 9,97 | 1,5518 | 2,3200 | NTU | 71 |

Übersicht Zu-Scores

Probe: C

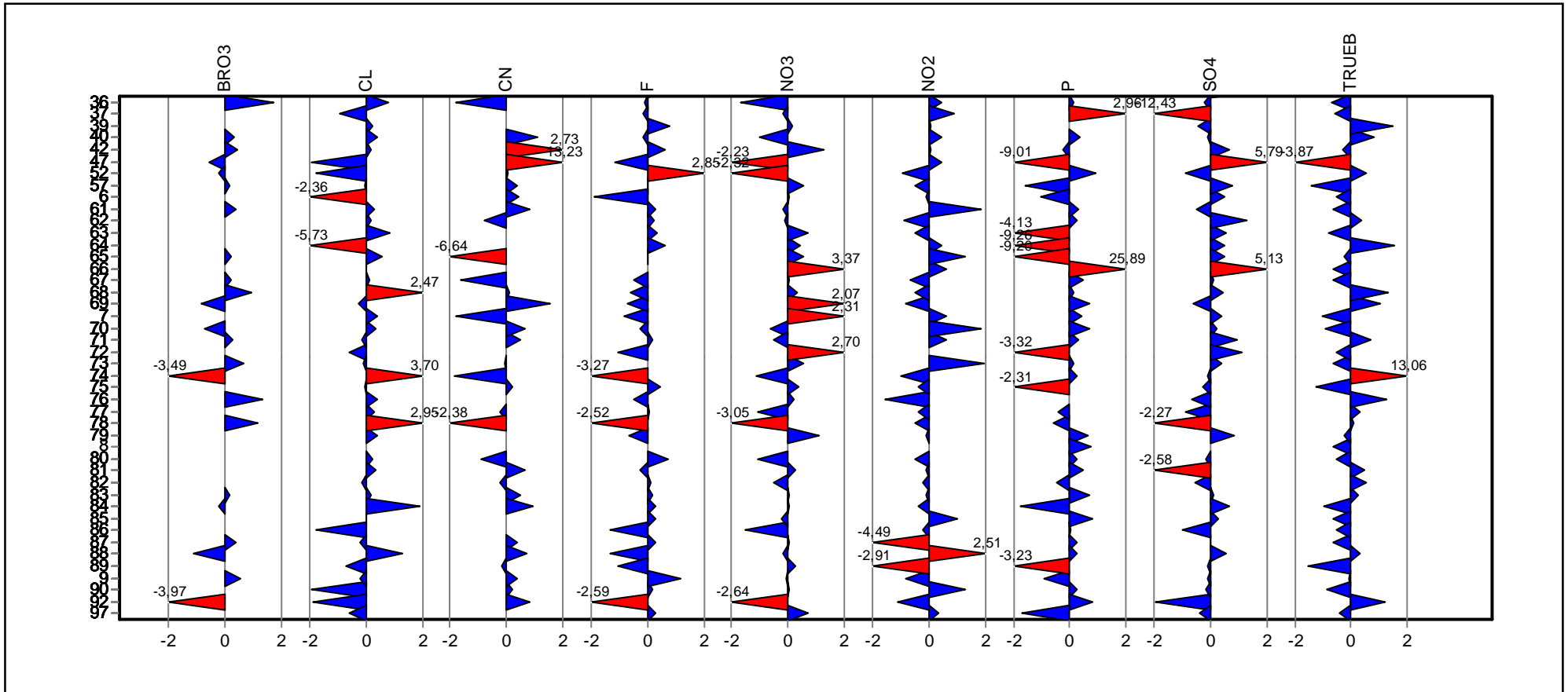


Referenzstelle Trinkwasser FB 61.1



Übersicht Zu-Scores

Probe: C



Referenzstelle Trinkwasser FB 61.1

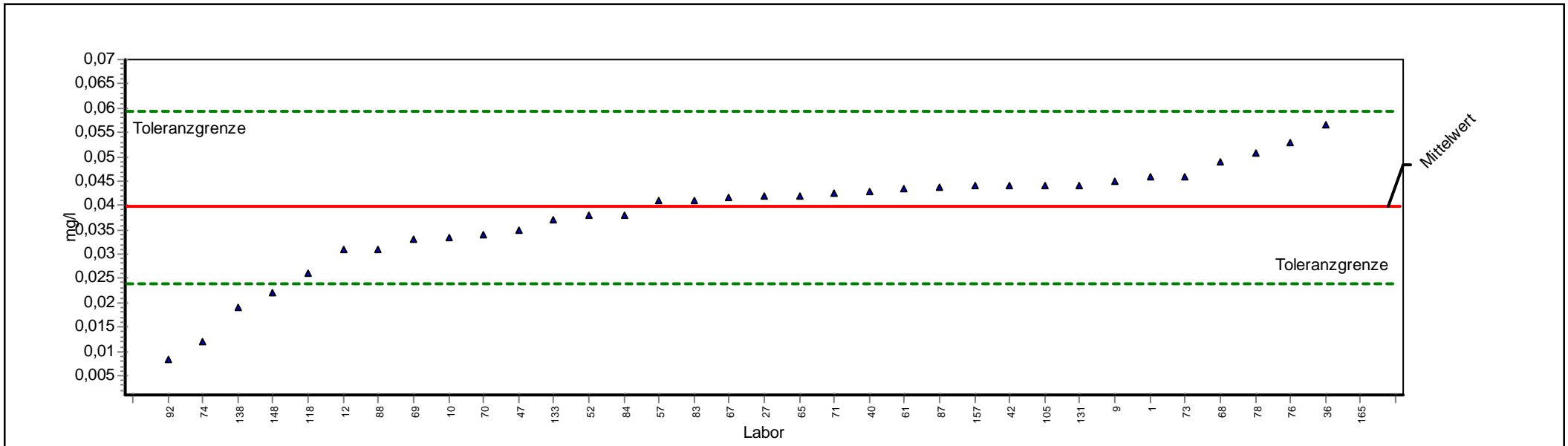


**Einzel­darstellung der
Parameter
(Grafik und Tabelle)**

Einzeldarstellung

Probe: C
Parameter: Bromat
Methode: DIN 38402 A45
Anzahl Labore: 35
Toleranzgrenzen: 0,0239 - 0,0593 mg/l (|Zu-Score| < 2,00)

Sollwert: 0,0397 mg/l (empirischer Wert)
Soll-STD: 0,0087 mg/l (Limited)
Rel.Soll STD: 21,79% (Limited)
Rel.Vergleichs-STD (VR, rel): 21,79%
Vergleichs-STD (VR): 0,0087 mg/l



ProLab 2009



Einzeldarstellung

| | | | |
|------------------|--|-------------------------------|--------------------------------|
| Probe: | C | Sollwert: | 0,0397 mg/l (empirischer Wert) |
| Parameter: | Bromat | Soll-STD: | 0,0087 mg/l (Limited) |
| Methode: | DIN 38402 A45 | Rel.Soll STD: | 21,79% (Limited) |
| Anzahl Labore: | 35 | Rel.Vergleichs-STD (VR, rel): | 21,79% |
| Toleranzgrenzen: | 0,0239 - 0,0593 mg/l (Zu-Score < 2,00) | Vergleichs-STD (VR): | 0,0087 mg/l |

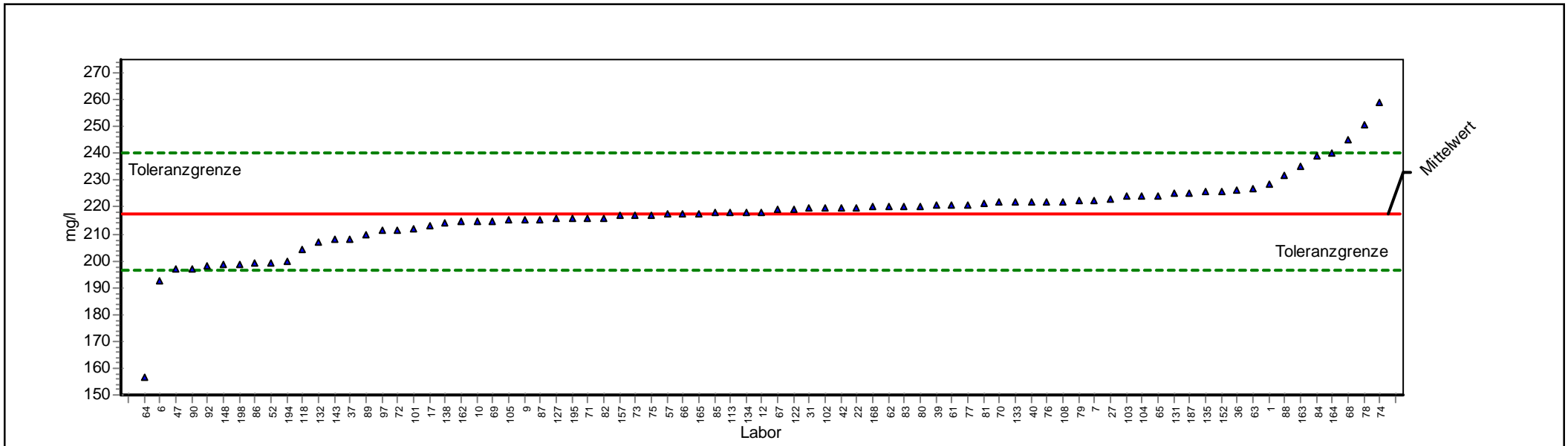
| Laborcode | GH | STD | Z-Score | GH 1 | GH 2 | GH 3 | GH 4 |
|-----------|---------|-----------|---------|--------|------|------|------|
| 1 | 0,0460 | | 0,6424 | 0,0460 | | | |
| 10 | 0,0333 | | -0,8042 | 0,0333 | | | |
| 105 | 0,0441 | | 0,4489 | 0,0441 | | | |
| 118 | 0,0259 | | -1,7461 | 0,0259 | | | |
| 12 | 0,0308 | | -1,1257 | 0,0308 | | | |
| 131 | 0,0442 | | 0,4590 | 0,0442 | | | |
| 133 | 0,0370 | | -0,3408 | 0,0370 | | | |
| 138 | 0,0190 | | -2,6196 | 0,0190 | | | |
| 148 | 0,0220 | | -2,2398 | 0,0220 | | | |
| 157 | 0,0440 | | 0,4387 | 0,0440 | | | |
| 165 | 37,4000 | 3804,6457 | 37,4000 | | | | |
| 27 | 0,0420 | | 0,2350 | 0,0420 | | | |
| 36 | 0,0565 | | 1,7116 | 0,0565 | | | |
| 40 | 0,0429 | | 0,3267 | 0,0429 | | | |
| 42 | 0,0440 | | 0,4387 | 0,0440 | | | |
| 47 | 0,0350 | | -0,5940 | 0,0350 | | | |
| 52 | 0,0380 | | -0,2142 | 0,0380 | | | |
| 57 | 0,0410 | | 0,1332 | 0,0410 | | | |
| 61 | 0,0434 | | 0,3776 | 0,0434 | | | |
| 65 | 0,0420 | | 0,2350 | 0,0420 | | | |
| 67 | 0,0417 | | 0,2045 | 0,0417 | | | |
| 68 | 0,0488 | | 0,9275 | 0,0488 | | | |
| 69 | 0,0332 | | -0,8219 | 0,0332 | | | |
| 70 | 0,0340 | | -0,7206 | 0,0340 | | | |
| 71 | 0,0426 | | 0,2961 | 0,0426 | | | |
| 73 | 0,0460 | | 0,6424 | 0,0460 | | | |
| 74 | 0,0121 | | -3,4931 | 0,0121 | | | |
| 76 | 0,0530 | | 1,3552 | 0,0530 | | | |
| 78 | 0,0509 | | 1,1413 | 0,0509 | | | |
| 83 | 0,0410 | | 0,1332 | 0,0410 | | | |
| 84 | 0,0380 | | -0,2142 | 0,0380 | | | |
| 87 | 0,0436 | | 0,3979 | 0,0436 | | | |
| 88 | 0,0310 | | -1,1004 | 0,0310 | | | |
| 9 | 0,0450 | | 0,5405 | 0,0450 | | | |
| 92 | 0,0083 | | -3,9742 | 0,0083 | | | |



Einzeldarstellung

Probe: C
 Parameter: Chlorid
 Methode: DIN 38402 A45
 Anzahl Labore: 79
 Toleranzgrenzen: 196,4474 - 240,0419 mg/l (|Zu-Score| < 2,00)

Sollwert: 217,7000 mg/l (empirischer Wert)
 Soll-STD: 10,8850 mg/l (Limited)
 Rel.Soll STD: 5,00% (Limited)
 Rel.Vergleichs-STD (VR, rel): 3,84%
 Vergleichs-STD (VR): 8,3574 mg/l



ProLab 2009



Einzeldarstellung

| | | | |
|------------------|--|-------------------------------|---------------------------------|
| Probe: | C | Sollwert: | 217,700 mg/l (empirischer Wert) |
| Parameter: | Chlorid | Soll-STD: | 10,885 mg/l (Limited) |
| Methode: | DIN 38402 A45 | Rel.Soll STD: | 5,00% (Limited) |
| Anzahl Labore: | 79 | Rel.Vergleichs-STD (VR, rel): | 3,84% |
| Toleranzgrenzen: | 196,447 - 240,042 mg/l (Zu-Score < 2,00) | Vergleichs-STD (VR): | 8,357 mg/l |

| Laborcode | GH | STD | Z-Score | GH 1 | GH 2 | GH 3 | GH 4 |
|-----------|---------|-----|---------|---------|------|------|------|
| 1 | 228,400 | | 0,958 | 228,400 | | | |
| 10 | 214,700 | | -0,282 | 214,700 | | | |
| 101 | 212,000 | | -0,536 | 212,000 | | | |
| 102 | 219,800 | | 0,188 | 219,800 | | | |
| 103 | 223,900 | | 0,555 | 223,900 | | | |
| 104 | 224,000 | | 0,564 | 224,000 | | | |
| 105 | 215,400 | | -0,216 | 215,400 | | | |
| 108 | 222,150 | | 0,398 | 222,150 | | | |
| 113 | 218,000 | | 0,027 | 218,000 | | | |
| 118 | 204,000 | | -1,289 | 204,000 | | | |
| 12 | 218,200 | | 0,045 | 218,200 | | | |
| 122 | 219,400 | | 0,152 | 219,400 | | | |
| 127 | 215,600 | | -0,198 | 215,600 | | | |
| 131 | 225,000 | | 0,653 | 225,000 | | | |
| 132 | 207,000 | | -1,007 | 207,000 | | | |
| 133 | 221,800 | | 0,367 | 221,800 | | | |
| 134 | 218,000 | | 0,027 | 218,000 | | | |
| 135 | 226,000 | | 0,743 | 226,000 | | | |
| 138 | 214,100 | | -0,339 | 214,100 | | | |
| 143 | 208,000 | | -0,913 | 208,000 | | | |
| 148 | 198,471 | | -1,810 | 198,471 | | | |
| 152 | 226,000 | | 0,743 | 226,000 | | | |
| 157 | 216,690 | | -0,095 | 216,690 | | | |
| 162 | 214,550 | | -0,296 | 214,550 | | | |
| 163 | 235,000 | | 1,549 | 235,000 | | | |
| 164 | 240,300 | | 2,023 | 240,300 | | | |
| 165 | 217,700 | | 0,000 | 217,700 | | | |
| 168 | 220,000 | | 0,206 | 220,000 | | | |
| 17 | 213,300 | | -0,414 | 213,300 | | | |
| 187 | 225,300 | | 0,680 | 225,300 | | | |
| 194 | 200,000 | | -1,666 | 200,000 | | | |
| 195 | 216,000 | | -0,160 | 216,000 | | | |
| 198 | 198,500 | | -1,807 | 198,500 | | | |
| 22 | 219,900 | | 0,197 | 219,900 | | | |
| 27 | 223,000 | | 0,474 | 223,000 | | | |
| 31 | 219,700 | | 0,179 | 219,700 | | | |
| 36 | 226,500 | | 0,788 | 226,500 | | | |
| 37 | 208,000 | | -0,913 | 208,000 | | | |
| 39 | 220,520 | | 0,252 | 220,520 | | | |
| 40 | 222,000 | | 0,385 | 222,000 | | | |
| 42 | 219,800 | | 0,188 | 219,800 | | | |
| 47 | 197,000 | | -1,948 | 197,000 | | | |



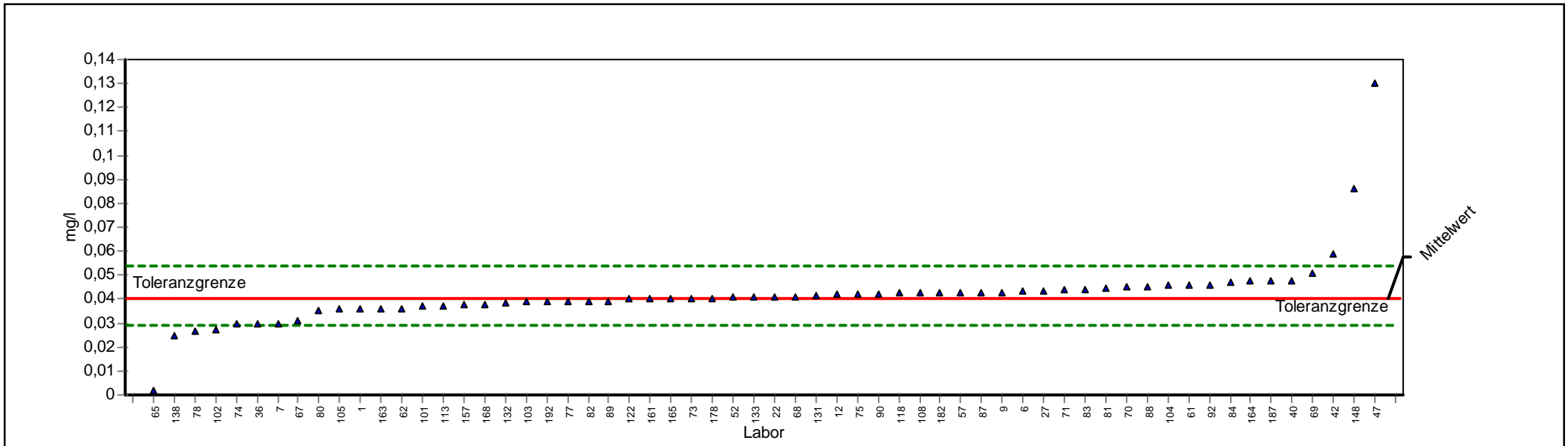
| | | | |
|----|---------|--------|---------|
| 52 | 199,100 | -1,750 | 199,100 |
| 57 | 217,300 | -0,038 | 217,300 |
| 6 | 192,600 | -2,362 | 192,600 |
| 61 | 220,800 | 0,278 | 220,800 |
| 62 | 220,000 | 0,206 | 220,000 |
| 63 | 227,000 | 0,833 | 227,000 |
| 64 | 156,800 | -5,731 | 156,800 |
| 65 | 224,000 | 0,564 | 224,000 |
| 66 | 217,600 | -0,009 | 217,600 |
| 67 | 219,000 | 0,116 | 219,000 |
| 68 | 245,270 | 2,468 | 245,270 |
| 69 | 214,860 | -0,267 | 214,860 |
| 7 | 222,500 | 0,430 | 222,500 |
| 70 | 221,700 | 0,358 | 221,700 |
| 71 | 216,000 | -0,160 | 216,000 |
| 72 | 211,650 | -0,569 | 211,650 |
| 73 | 216,700 | -0,094 | 216,700 |
| 74 | 259,000 | 3,697 | 259,000 |
| 75 | 217,000 | -0,066 | 217,000 |
| 76 | 222,000 | 0,385 | 222,000 |
| 77 | 221,000 | 0,295 | 221,000 |
| 78 | 250,700 | 2,954 | 250,700 |
| 79 | 222,400 | 0,421 | 222,400 |
| 80 | 220,400 | 0,242 | 220,400 |
| 81 | 221,600 | 0,349 | 221,600 |
| 82 | 216,000 | -0,160 | 216,000 |
| 83 | 220,000 | 0,206 | 220,000 |
| 84 | 239,000 | 1,907 | 239,000 |
| 85 | 217,800 | 0,009 | 217,800 |
| 86 | 199,000 | -1,760 | 199,000 |
| 87 | 215,520 | -0,205 | 215,520 |
| 88 | 232,000 | 1,280 | 232,000 |
| 89 | 210,000 | -0,725 | 210,000 |
| 9 | 215,500 | -0,207 | 215,500 |
| 90 | 197,000 | -1,948 | 197,000 |
| 92 | 198,000 | -1,854 | 198,000 |
| 97 | 211,500 | -0,583 | 211,500 |



Einzeldarstellung

Probe: C
Parameter: Cyanid
Methode: DIN 38402 A45
Anzahl Labore: 60
Toleranzgrenzen: 0,029 - 0,054 mg/l (|Zu-Score| < 2,00)

Sollwert: 0,041 mg/l (empirischer Wert)
Soll-STD: 0,006 mg/l (Limited)
Rel.Soll STD: 15,33% (Limited)
Rel.Vergleichs-STD (VR, rel): 15,33%
Vergleichs-STD (VR): 0,006 mg/l



ProLab 2009



Einzeldarstellung

| | | | |
|------------------|--|-------------------------------|---------------------------------|
| Probe: | C | Sollwert: | 0,04051 mg/l (empirischer Wert) |
| Parameter: | Cyanid | Soll-STD: | 0,00621 mg/l (Limited) |
| Methode: | DIN 38402 A45 | Rel.Soll STD: | 15,33% (Limited) |
| Anzahl Labore: | 60 | Rel.Vergleichs-STD (VR, rel): | 15,33% |
| Toleranzgrenzen: | 0,02890 - 0,05403 mg/l (Zu-Score < 2,00) | Vergleichs-STD (VR): | 0,00621 mg/l |

| Laborcode | GH | STD | Z-Score | GH 1 | GH 2 | GH 3 | GH 4 |
|-----------|---------|-----|----------|---------|------|------|------|
| 1 | 0,03600 | | -0,77660 | 0,03600 | | | |
| 101 | 0,03700 | | -0,60427 | 0,03700 | | | |
| 102 | 0,02700 | | -2,32757 | 0,02700 | | | |
| 103 | 0,03900 | | -0,25961 | 0,03900 | | | |
| 104 | 0,04600 | | 0,81232 | 0,04600 | | | |
| 105 | 0,03580 | | -0,81107 | 0,03580 | | | |
| 108 | 0,04300 | | 0,36872 | 0,04300 | | | |
| 113 | 0,03700 | | -0,60427 | 0,03700 | | | |
| 118 | 0,04270 | | 0,32436 | 0,04270 | | | |
| 12 | 0,04200 | | 0,22085 | 0,04200 | | | |
| 122 | 0,04000 | | -0,08728 | 0,04000 | | | |
| 131 | 0,04140 | | 0,13213 | 0,04140 | | | |
| 132 | 0,03810 | | -0,41471 | 0,03810 | | | |
| 133 | 0,04100 | | 0,07298 | 0,04100 | | | |
| 138 | 0,02500 | | -2,67223 | 0,02500 | | | |
| 148 | 0,08600 | | 6,72707 | 0,08600 | | | |
| 157 | 0,03800 | | -0,43194 | 0,03800 | | | |
| 161 | 0,04000 | | -0,08728 | 0,04000 | | | |
| 163 | 0,03600 | | -0,77660 | 0,03600 | | | |
| 164 | 0,04800 | | 1,10806 | 0,04800 | | | |
| 165 | 0,04000 | | -0,08728 | 0,04000 | | | |
| 168 | 0,03800 | | -0,43194 | 0,03800 | | | |
| 178 | 0,04040 | | -0,01835 | 0,04040 | | | |
| 182 | 0,04300 | | 0,36872 | 0,04300 | | | |
| 187 | 0,04800 | | 1,10806 | 0,04800 | | | |
| 192 | 0,03900 | | -0,25961 | 0,03900 | | | |
| 22 | 0,04100 | | 0,07298 | 0,04100 | | | |
| 27 | 0,04350 | | 0,44265 | 0,04350 | | | |
| 36 | 0,03000 | | -1,81058 | 0,03000 | | | |
| 40 | 0,04800 | | 1,10806 | 0,04800 | | | |
| 42 | 0,05900 | | 2,73462 | 0,05900 | | | |
| 47 | 0,13000 | | 13,23329 | 0,13000 | | | |
| 52 | 0,04098 | | 0,07002 | 0,04098 | | | |
| 57 | 0,04300 | | 0,36872 | 0,04300 | | | |
| 6 | 0,04340 | | 0,42786 | 0,04340 | | | |
| 61 | 0,04600 | | 0,81232 | 0,04600 | | | |
| 62 | 0,03600 | | -0,77660 | 0,03600 | | | |
| 65 | 0,00200 | | -6,63583 | 0,00200 | | | |
| 67 | 0,03100 | | -1,63825 | 0,03100 | | | |
| 68 | 0,04100 | | 0,07298 | 0,04100 | | | |
| 69 | 0,05100 | | 1,55167 | 0,05100 | | | |
| 7 | 0,03000 | | -1,81058 | 0,03000 | | | |



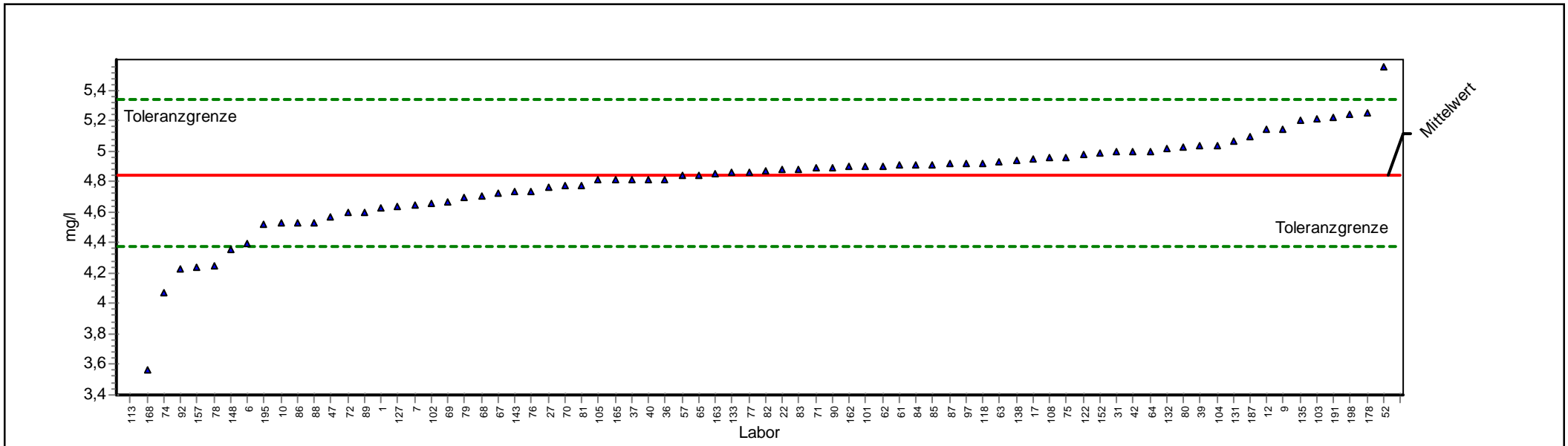
| | | | |
|----|---------|----------|---------|
| 70 | 0,04500 | 0,66445 | 0,04500 |
| 71 | 0,04400 | 0,51659 | 0,04400 |
| 73 | 0,04000 | -0,08728 | 0,04000 |
| 74 | 0,02980 | -1,84505 | 0,02980 |
| 75 | 0,04200 | 0,22085 | 0,04200 |
| 77 | 0,03900 | -0,25961 | 0,03900 |
| 78 | 0,02670 | -2,37927 | 0,02670 |
| 80 | 0,03520 | -0,91446 | 0,03520 |
| 81 | 0,04490 | 0,64967 | 0,04490 |
| 82 | 0,03900 | -0,25961 | 0,03900 |
| 83 | 0,04400 | 0,51659 | 0,04400 |
| 84 | 0,04700 | 0,96019 | 0,04700 |
| 87 | 0,04300 | 0,36872 | 0,04300 |
| 88 | 0,04520 | 0,69403 | 0,04520 |
| 89 | 0,03930 | -0,20791 | 0,03930 |
| 9 | 0,04300 | 0,36872 | 0,04300 |
| 90 | 0,04200 | 0,22085 | 0,04200 |
| 92 | 0,04600 | 0,81232 | 0,04600 |



Einzeldarstellung

Probe: C
Parameter: Fluorid
Methode: DIN 38402 A45
Anzahl Labore: 76
Toleranzgrenzen: 4,36932 - 5,33893 mg/l (|Zu-Score| < 2,00)

Sollwert: 4,84201 mg/l (empirischer Wert)
Soll-STD: 0,24210 mg/l (Limited)
Rel.Soll STD: 5,00% (Limited)
Rel.Vergleichs-STD (VR, rel): 4,92%
Vergleichs-STD (VR): 0,23816 mg/l



ProLab 2009



Einzeldarstellung

| | | | |
|------------------|--|-------------------------------|-------------------------------|
| Probe: | C | Sollwert: | 4,842 mg/l (empirischer Wert) |
| Parameter: | Fluorid | Soll-STD: | 0,242 mg/l (Limited) |
| Methode: | DIN 38402 A45 | Rel.Soll STD: | 5,00% (Limited) |
| Anzahl Labore: | 76 | Rel.Vergleichs-STD (VR, rel): | 4,92% |
| Toleranzgrenzen: | 4,369 - 5,339 mg/l (Zu-Score < 2,00) | Vergleichs-STD (VR): | 0,238 mg/l |

| Laborcode | GH | STD | Z-Score | GH 1 | GH 2 | GH 3 | GH 4 |
|-----------|-------|-----|---------|-------|------|------|------|
| 1 | 4,630 | | -0,897 | 4,630 | | | |
| 10 | 4,530 | | -1,320 | 4,530 | | | |
| 101 | 4,900 | | 0,233 | 4,900 | | | |
| 102 | 4,660 | | -0,770 | 4,660 | | | |
| 103 | 5,206 | | 1,465 | 5,206 | | | |
| 104 | 5,040 | | 0,797 | 5,040 | | | |
| 105 | 4,807 | | -0,148 | 4,807 | | | |
| 108 | 4,960 | | 0,475 | 4,960 | | | |
| 113 | 3,000 | | -7,794 | 3,000 | | | |
| 118 | 4,921 | | 0,318 | 4,921 | | | |
| 12 | 5,140 | | 1,199 | 5,140 | | | |
| 122 | 4,975 | | 0,535 | 4,975 | | | |
| 127 | 4,640 | | -0,855 | 4,640 | | | |
| 131 | 5,060 | | 0,877 | 5,060 | | | |
| 132 | 5,015 | | 0,696 | 5,015 | | | |
| 133 | 4,860 | | 0,072 | 4,860 | | | |
| 135 | 5,200 | | 1,441 | 5,200 | | | |
| 138 | 4,940 | | 0,394 | 4,940 | | | |
| 143 | 4,730 | | -0,474 | 4,730 | | | |
| 148 | 4,350 | | -2,082 | 4,350 | | | |
| 152 | 4,987 | | 0,584 | 4,987 | | | |
| 157 | 4,240 | | -2,547 | 4,240 | | | |
| 162 | 4,898 | | 0,225 | 4,898 | | | |
| 163 | 4,850 | | 0,032 | 4,850 | | | |
| 165 | 4,810 | | -0,135 | 4,810 | | | |
| 168 | 3,568 | | -5,390 | 3,568 | | | |
| 17 | 4,952 | | 0,443 | 4,952 | | | |
| 178 | 5,250 | | 1,642 | 5,250 | | | |
| 187 | 5,095 | | 1,018 | 5,095 | | | |
| 191 | 5,220 | | 1,521 | 5,220 | | | |
| 195 | 4,520 | | -1,362 | 4,520 | | | |
| 198 | 5,240 | | 1,602 | 5,240 | | | |
| 22 | 4,877 | | 0,141 | 4,877 | | | |
| 27 | 4,760 | | -0,347 | 4,760 | | | |
| 31 | 5,000 | | 0,636 | 5,000 | | | |
| 36 | 4,813 | | -0,123 | 4,813 | | | |
| 37 | 4,810 | | -0,135 | 4,810 | | | |
| 39 | 5,034 | | 0,773 | 5,034 | | | |
| 40 | 4,810 | | -0,135 | 4,810 | | | |
| 42 | 5,000 | | 0,636 | 5,000 | | | |
| 47 | 4,570 | | -1,151 | 4,570 | | | |
| 52 | 5,550 | | 2,850 | 5,550 | | | |



3/2011 A 1 - Anionen

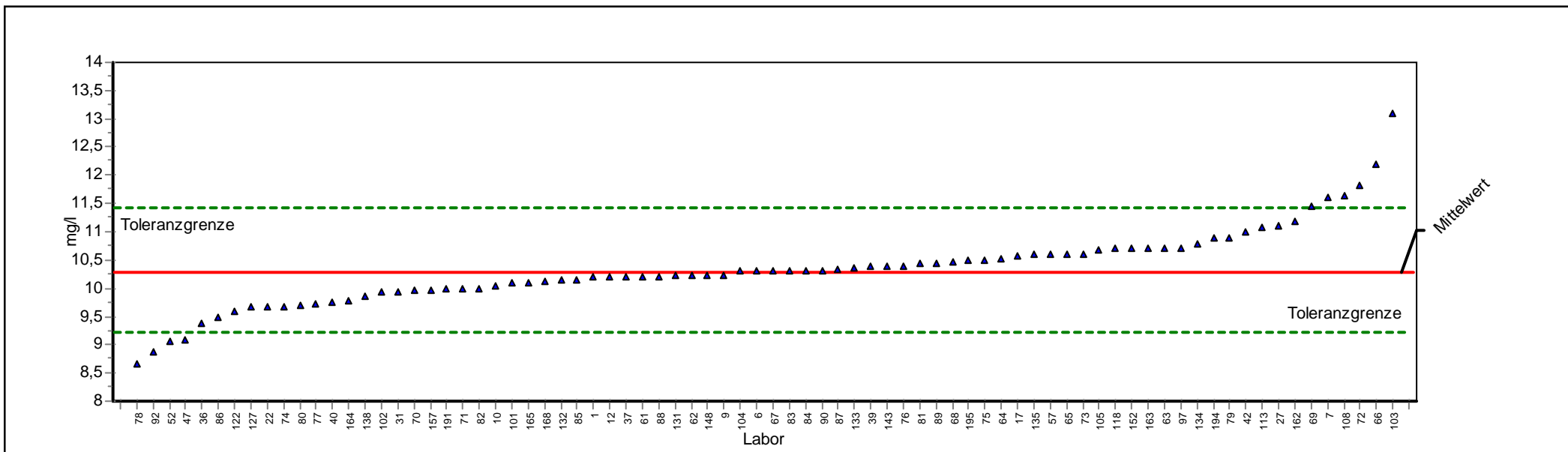
| | | | |
|----|-------|--------|-------|
| 57 | 4,840 | -0,008 | 4,840 |
| 6 | 4,390 | -1,912 | 4,390 |
| 61 | 4,910 | 0,274 | 4,910 |
| 62 | 4,900 | 0,233 | 4,900 |
| 63 | 4,930 | 0,354 | 4,930 |
| 64 | 5,000 | 0,636 | 5,000 |
| 65 | 4,840 | -0,008 | 4,840 |
| 67 | 4,720 | -0,516 | 4,720 |
| 68 | 4,700 | -0,601 | 4,700 |
| 69 | 4,669 | -0,732 | 4,669 |
| 7 | 4,650 | -0,812 | 4,650 |
| 70 | 4,774 | -0,288 | 4,774 |
| 71 | 4,890 | 0,193 | 4,890 |
| 72 | 4,600 | -1,024 | 4,600 |
| 74 | 4,070 | -3,266 | 4,070 |
| 75 | 4,960 | 0,475 | 4,960 |
| 76 | 4,730 | -0,474 | 4,730 |
| 77 | 4,860 | 0,072 | 4,860 |
| 78 | 4,247 | -2,518 | 4,247 |
| 79 | 4,690 | -0,643 | 4,690 |
| 80 | 5,021 | 0,720 | 5,021 |
| 81 | 4,774 | -0,288 | 4,774 |
| 82 | 4,870 | 0,113 | 4,870 |
| 83 | 4,880 | 0,153 | 4,880 |
| 84 | 4,910 | 0,274 | 4,910 |
| 85 | 4,910 | 0,274 | 4,910 |
| 86 | 4,530 | -1,320 | 4,530 |
| 87 | 4,915 | 0,293 | 4,915 |
| 88 | 4,530 | -1,320 | 4,530 |
| 89 | 4,600 | -1,024 | 4,600 |
| 9 | 5,140 | 1,199 | 5,140 |
| 90 | 4,890 | 0,193 | 4,890 |
| 92 | 4,230 | -2,589 | 4,230 |
| 97 | 4,920 | 0,314 | 4,920 |



Einzeldarstellung

Probe: C
 Parameter: Nitrat
 Methode: DIN 38402 A45
 Anzahl Labore: 78
 Toleranzgrenzen: 9,222 - 11,423 mg/l (|Zu-Score| < 2,00)

Sollwert: 10,293 mg/l (empirischer Wert)
 Soll-STD: 0,550 mg/l (Limited)
 Rel.Soll STD: 5,34% (Limited)
 Rel.Vergleichs-STD (VR, rel): 5,34%
 Vergleichs-STD (VR): 0,550 mg/l



ProLab 2009



Einzeldarstellung

| | | | |
|------------------|---|-------------------------------|--------------------------------|
| Probe: | C | Sollwert: | 10,293 mg/l (empirischer Wert) |
| Parameter: | Nitrat | Soll-STD: | 0,550 mg/l (Limited) |
| Methode: | DIN 38402 A45 | Rel.Soll STD: | 5,34% (Limited) |
| Anzahl Labore: | 78 | Rel.Vergleichs-STD (VR, rel): | 5,34% |
| Toleranzgrenzen: | 9,222 - 11,423 mg/l (Zu-Score < 2,00) | Vergleichs-STD (VR): | 0,550 mg/l |

| Laborcode | GH | STD | Z-Score | GH 1 | GH 2 | GH 3 | GH 4 |
|-----------|--------|-----|---------|--------|------|------|------|
| 1 | 10,200 | | -0,174 | 10,200 | | | |
| 10 | 10,050 | | -0,454 | 10,050 | | | |
| 101 | 10,100 | | -0,360 | 10,100 | | | |
| 102 | 9,930 | | -0,678 | 9,930 | | | |
| 103 | 13,100 | | 4,967 | 13,100 | | | |
| 104 | 10,300 | | 0,012 | 10,300 | | | |
| 105 | 10,680 | | 0,685 | 10,680 | | | |
| 108 | 11,650 | | 2,401 | 11,650 | | | |
| 113 | 11,070 | | 1,375 | 11,070 | | | |
| 118 | 10,700 | | 0,720 | 10,700 | | | |
| 12 | 10,200 | | -0,174 | 10,200 | | | |
| 122 | 9,582 | | -1,327 | 9,582 | | | |
| 127 | 9,660 | | -1,182 | 9,660 | | | |
| 131 | 10,220 | | -0,136 | 10,220 | | | |
| 132 | 10,150 | | -0,267 | 10,150 | | | |
| 133 | 10,350 | | 0,101 | 10,350 | | | |
| 134 | 10,800 | | 0,897 | 10,800 | | | |
| 135 | 10,600 | | 0,543 | 10,600 | | | |
| 138 | 9,860 | | -0,808 | 9,860 | | | |
| 143 | 10,400 | | 0,189 | 10,400 | | | |
| 148 | 10,234 | | -0,110 | 10,234 | | | |
| 152 | 10,700 | | 0,720 | 10,700 | | | |
| 157 | 9,970 | | -0,603 | 9,970 | | | |
| 162 | 11,193 | | 1,593 | 11,193 | | | |
| 163 | 10,700 | | 0,720 | 10,700 | | | |
| 164 | 9,770 | | -0,976 | 9,770 | | | |
| 165 | 10,100 | | -0,360 | 10,100 | | | |
| 168 | 10,120 | | -0,323 | 10,120 | | | |
| 17 | 10,570 | | 0,490 | 10,570 | | | |
| 191 | 10,000 | | -0,547 | 10,000 | | | |
| 194 | 10,900 | | 1,074 | 10,900 | | | |
| 195 | 10,500 | | 0,366 | 10,500 | | | |
| 22 | 9,677 | | -1,150 | 9,677 | | | |
| 27 | 11,100 | | 1,428 | 11,100 | | | |
| 31 | 9,950 | | -0,640 | 9,950 | | | |
| 36 | 9,376 | | -1,712 | 9,376 | | | |
| 37 | 10,200 | | -0,174 | 10,200 | | | |
| 39 | 10,390 | | 0,172 | 10,390 | | | |
| 40 | 9,750 | | -1,014 | 9,750 | | | |
| 42 | 11,000 | | 1,251 | 11,000 | | | |
| 47 | 9,100 | | -2,227 | 9,100 | | | |
| 52 | 9,050 | | -2,320 | 9,050 | | | |



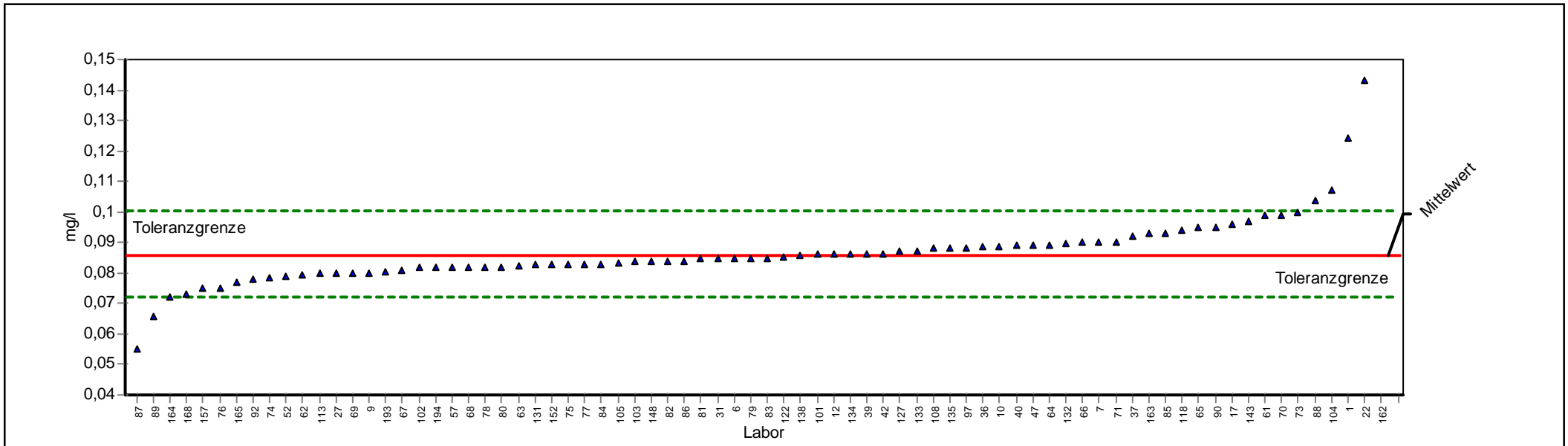
| | | | |
|----|--------|--------|--------|
| 57 | 10,600 | 0,543 | 10,600 |
| 6 | 10,300 | 0,012 | 10,300 |
| 61 | 10,200 | -0,174 | 10,200 |
| 62 | 10,230 | -0,118 | 10,230 |
| 63 | 10,700 | 0,720 | 10,700 |
| 64 | 10,530 | 0,419 | 10,530 |
| 65 | 10,600 | 0,543 | 10,600 |
| 66 | 12,200 | 3,375 | 12,200 |
| 67 | 10,300 | 0,012 | 10,300 |
| 68 | 10,460 | 0,296 | 10,460 |
| 69 | 11,460 | 2,065 | 11,460 |
| 7 | 11,600 | 2,313 | 11,600 |
| 70 | 9,958 | -0,625 | 9,958 |
| 71 | 10,000 | -0,547 | 10,000 |
| 72 | 11,820 | 2,702 | 11,820 |
| 73 | 10,600 | 0,543 | 10,600 |
| 74 | 9,680 | -1,144 | 9,680 |
| 75 | 10,500 | 0,366 | 10,500 |
| 76 | 10,400 | 0,189 | 10,400 |
| 77 | 9,720 | -1,070 | 9,720 |
| 78 | 8,660 | -3,048 | 8,660 |
| 79 | 10,900 | 1,074 | 10,900 |
| 80 | 9,706 | -1,096 | 9,706 |
| 81 | 10,440 | 0,260 | 10,440 |
| 82 | 10,000 | -0,547 | 10,000 |
| 83 | 10,300 | 0,012 | 10,300 |
| 84 | 10,300 | 0,012 | 10,300 |
| 85 | 10,160 | -0,248 | 10,160 |
| 86 | 9,490 | -1,499 | 9,490 |
| 87 | 10,324 | 0,055 | 10,324 |
| 88 | 10,200 | -0,174 | 10,200 |
| 89 | 10,450 | 0,278 | 10,450 |
| 9 | 10,240 | -0,099 | 10,240 |
| 90 | 10,300 | 0,012 | 10,300 |
| 92 | 8,880 | -2,637 | 8,880 |
| 97 | 10,700 | 0,720 | 10,700 |



Einzeldarstellung

Probe: C
 Parameter: Nitrit
 Methode: DIN 38402 A45
 Anzahl Labore: 76
 Toleranzgrenzen: 0,072 - 0,100 mg/l (|Zu-Score| < 2,00)

Sollwert: 0,086 mg/l (empirischer Wert)
 Soll-STD: 0,007 mg/l (Limited)
 Rel.Soll STD: 8,24% (Limited)
 Rel.Vergleichs-STD (VR, rel): 8,24%
 Vergleichs-STD (VR): 0,007 mg/l



ProLab 2009



Einzeldarstellung

| | | | |
|------------------|--|-------------------------------|--------------------------------|
| Probe: | C | Sollwert: | 0,0855 mg/l (empirischer Wert) |
| Parameter: | Nitrit | Soll-STD: | 0,0071 mg/l (Limited) |
| Methode: | DIN 38402 A45 | Rel.Soll STD: | 8,24% (Limited) |
| Anzahl Labore: | 76 | Rel.Vergleichs-STD (VR, rel): | 8,24% |
| Toleranzgrenzen: | 0,0720 - 0,1003 mg/l (Zu-Score < 2,00) | Vergleichs-STD (VR): | 0,0071 mg/l |

| Laborcode | GH | STD | Z-Score | GH 1 | GH 2 | GH 3 | GH 4 |
|-----------|--------|-----|---------|--------|------|------|------|
| 1 | 0,1240 | | 5,2231 | 0,1240 | | | |
| 10 | 0,0888 | | 0,4445 | 0,0888 | | | |
| 101 | 0,0860 | | 0,0644 | 0,0860 | | | |
| 102 | 0,0820 | | -0,5197 | 0,0820 | | | |
| 103 | 0,0840 | | -0,2249 | 0,0840 | | | |
| 104 | 0,1070 | | 2,9153 | 0,1070 | | | |
| 105 | 0,0832 | | -0,3428 | 0,0832 | | | |
| 108 | 0,0880 | | 0,3359 | 0,0880 | | | |
| 113 | 0,0800 | | -0,8145 | 0,0800 | | | |
| 118 | 0,0940 | | 1,1505 | 0,0940 | | | |
| 12 | 0,0860 | | 0,0644 | 0,0860 | | | |
| 122 | 0,0854 | | -0,0185 | 0,0854 | | | |
| 127 | 0,0870 | | 0,2002 | 0,0870 | | | |
| 131 | 0,0830 | | -0,3723 | 0,0830 | | | |
| 132 | 0,0895 | | 0,5396 | 0,0895 | | | |
| 133 | 0,0870 | | 0,2002 | 0,0870 | | | |
| 134 | 0,0860 | | 0,0644 | 0,0860 | | | |
| 135 | 0,0880 | | 0,3359 | 0,0880 | | | |
| 138 | 0,0858 | | 0,0373 | 0,0858 | | | |
| 143 | 0,0970 | | 1,5577 | 0,0970 | | | |
| 148 | 0,0840 | | -0,2249 | 0,0840 | | | |
| 152 | 0,0830 | | -0,3723 | 0,0830 | | | |
| 157 | 0,0750 | | -1,5516 | 0,0750 | | | |
| 162 | 0,3530 | | 36,3112 | 0,3530 | | | |
| 163 | 0,0930 | | 1,0147 | 0,0930 | | | |
| 164 | 0,0720 | | -1,9939 | 0,0720 | | | |
| 165 | 0,0770 | | -1,2568 | 0,0770 | | | |
| 168 | 0,0730 | | -1,8464 | 0,0730 | | | |
| 17 | 0,0960 | | 1,4220 | 0,0960 | | | |
| 193 | 0,0805 | | -0,7408 | 0,0805 | | | |
| 194 | 0,0820 | | -0,5197 | 0,0820 | | | |
| 195 | | | | | | | |
| 22 | 0,1430 | | 7,8025 | 0,1430 | | | |
| 27 | 0,0800 | | -0,8145 | 0,0800 | | | |
| 31 | 0,0850 | | -0,0775 | 0,0850 | | | |
| 36 | 0,0887 | | 0,4310 | 0,0887 | | | |
| 37 | 0,0920 | | 0,8790 | 0,0920 | | | |
| 39 | 0,0860 | | 0,0644 | 0,0860 | | | |
| 40 | 0,0890 | | 0,4717 | 0,0890 | | | |
| 42 | 0,0860 | | 0,0644 | 0,0860 | | | |
| 47 | 0,0890 | | 0,4717 | 0,0890 | | | |
| 52 | 0,0790 | | -0,9620 | 0,0790 | | | |



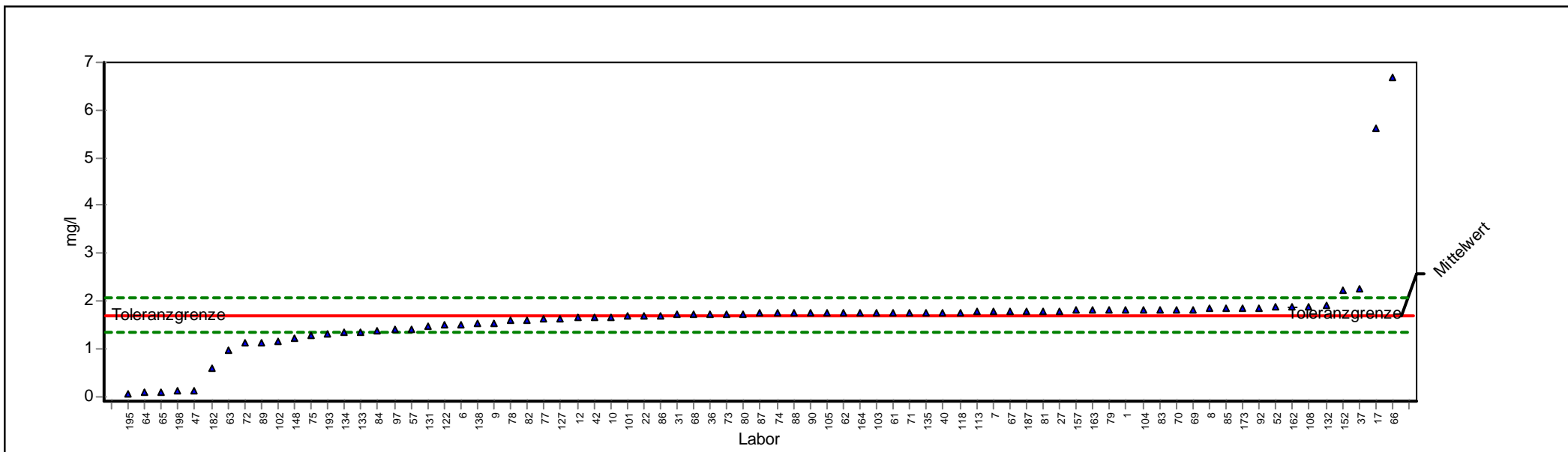
| | | | |
|----|--------|---------|--------|
| 57 | 0,0820 | -0,5197 | 0,0820 |
| 6 | 0,0850 | -0,0775 | 0,0850 |
| 61 | 0,0990 | 1,8292 | 0,0990 |
| 62 | 0,0794 | -0,9030 | 0,0794 |
| 63 | 0,0822 | -0,4902 | 0,0822 |
| 64 | 0,0890 | 0,4717 | 0,0890 |
| 65 | 0,0950 | 1,2862 | 0,0950 |
| 66 | 0,0900 | 0,6074 | 0,0900 |
| 67 | 0,0810 | -0,6671 | 0,0810 |
| 68 | 0,0820 | -0,5197 | 0,0820 |
| 69 | 0,0800 | -0,8145 | 0,0800 |
| 7 | 0,0900 | 0,6074 | 0,0900 |
| 70 | 0,0990 | 1,8292 | 0,0990 |
| 71 | 0,0900 | 0,6074 | 0,0900 |
| 73 | 0,1000 | 1,9650 | 0,1000 |
| 74 | 0,0786 | -1,0209 | 0,0786 |
| 75 | 0,0830 | -0,3723 | 0,0830 |
| 76 | 0,0750 | -1,5516 | 0,0750 |
| 77 | 0,0830 | -0,3723 | 0,0830 |
| 78 | 0,0820 | -0,5197 | 0,0820 |
| 79 | 0,0850 | -0,0775 | 0,0850 |
| 80 | 0,0820 | -0,5197 | 0,0820 |
| 81 | 0,0849 | -0,0922 | 0,0849 |
| 82 | 0,0840 | -0,2249 | 0,0840 |
| 83 | 0,0850 | -0,0775 | 0,0850 |
| 84 | 0,0830 | -0,3723 | 0,0830 |
| 85 | 0,0930 | 1,0147 | 0,0930 |
| 86 | 0,0840 | -0,2249 | 0,0840 |
| 87 | 0,0551 | -4,4852 | 0,0551 |
| 88 | 0,1040 | 2,5080 | 0,1040 |
| 89 | 0,0658 | -2,9078 | 0,0658 |
| 9 | 0,0800 | -0,8145 | 0,0800 |
| 90 | 0,0950 | 1,2862 | 0,0950 |
| 92 | 0,0780 | -1,1094 | 0,0780 |
| 97 | 0,0880 | 0,3359 | 0,0880 |



Einzeldarstellung

Probe: C
Parameter: Phosphor
Methode: DIN 38402 A45
Anzahl Labore: 77
Toleranzgrenzen: 1,343 - 2,075 mg/l (|Zu-Score| < 2,00)

Sollwert: 1,690 mg/l (empirischer Wert)
Soll-STD: 0,182 mg/l (Limited)
Rel.Soll STD: 10,76% (Limited)
Rel.Vergleichs-STD (VR, rel): 10,76%
Vergleichs-STD (VR): 0,182 mg/l



ProLab 2009



Einzeldarstellung

| | | | |
|------------------|--|-------------------------------|-------------------------------|
| Probe: | C | Sollwert: | 1,690 mg/l (empirischer Wert) |
| Parameter: | Phosphor | Soll-STD: | 0,182 mg/l (Limited) |
| Methode: | DIN 38402 A45 | Rel.Soll STD: | 10,76% (Limited) |
| Anzahl Labore: | 77 | Rel.Vergleichs-STD (VR, rel): | 10,76% |
| Toleranzgrenzen: | 1,343 - 2,075 mg/l (Zu-Score < 2,00) | Vergleichs-STD (VR): | 0,182 mg/l |

| Laborcode | GH | STD | Z-Score | GH 1 | GH 2 | GH 3 | GH 4 |
|-----------|-------|-----|---------|-------|------|------|------|
| 1 | 1,814 | | 0,645 | 1,814 | | | |
| 10 | 1,672 | | -0,102 | 1,672 | | | |
| 101 | 1,680 | | -0,055 | 1,680 | | | |
| 102 | 1,150 | | -3,117 | 1,150 | | | |
| 103 | 1,745 | | 0,287 | 1,745 | | | |
| 104 | 1,820 | | 0,677 | 1,820 | | | |
| 105 | 1,742 | | 0,272 | 1,742 | | | |
| 108 | 1,880 | | 0,988 | 1,880 | | | |
| 113 | 1,770 | | 0,417 | 1,770 | | | |
| 118 | 1,764 | | 0,386 | 1,764 | | | |
| 12 | 1,646 | | -0,252 | 1,646 | | | |
| 122 | 1,507 | | -1,055 | 1,507 | | | |
| 127 | 1,637 | | -0,304 | 1,637 | | | |
| 131 | 1,475 | | -1,240 | 1,475 | | | |
| 132 | 1,905 | | 1,118 | 1,905 | | | |
| 133 | 1,331 | | -2,072 | 1,331 | | | |
| 134 | 1,330 | | -2,077 | 1,330 | | | |
| 135 | 1,754 | | 0,334 | 1,754 | | | |
| 138 | 1,522 | | -0,968 | 1,522 | | | |
| 148 | 1,207 | | -2,788 | 1,207 | | | |
| 152 | 2,233 | | 2,819 | 2,233 | | | |
| 157 | 1,810 | | 0,625 | 1,810 | | | |
| 162 | 1,869 | | 0,931 | 1,869 | | | |
| 163 | 1,810 | | 0,625 | 1,810 | | | |
| 164 | 1,744 | | 0,282 | 1,744 | | | |
| 17 | 5,605 | | 20,313 | 5,605 | | | |
| 173 | 1,850 | | 0,832 | 1,850 | | | |
| 182 | 0,599 | | -6,300 | 0,599 | | | |
| 187 | 1,783 | | 0,485 | 1,783 | | | |
| 193 | 1,309 | | -2,199 | 1,309 | | | |
| 195 | 0,072 | | -9,345 | 0,072 | | | |
| 198 | 0,120 | | -9,067 | 0,120 | | | |
| 22 | 1,690 | | 0,002 | 1,690 | | | |
| 27 | 1,790 | | 0,521 | 1,790 | | | |
| 31 | 1,713 | | 0,121 | 1,713 | | | |
| 36 | 1,716 | | 0,137 | 1,716 | | | |
| 37 | 2,260 | | 2,959 | 2,260 | | | |
| 40 | 1,760 | | 0,365 | 1,760 | | | |
| 42 | 1,650 | | -0,229 | 1,650 | | | |
| 47 | 0,130 | | -9,010 | 0,130 | | | |
| 52 | 1,867 | | 0,920 | 1,867 | | | |
| 57 | 1,420 | | -1,557 | 1,420 | | | |



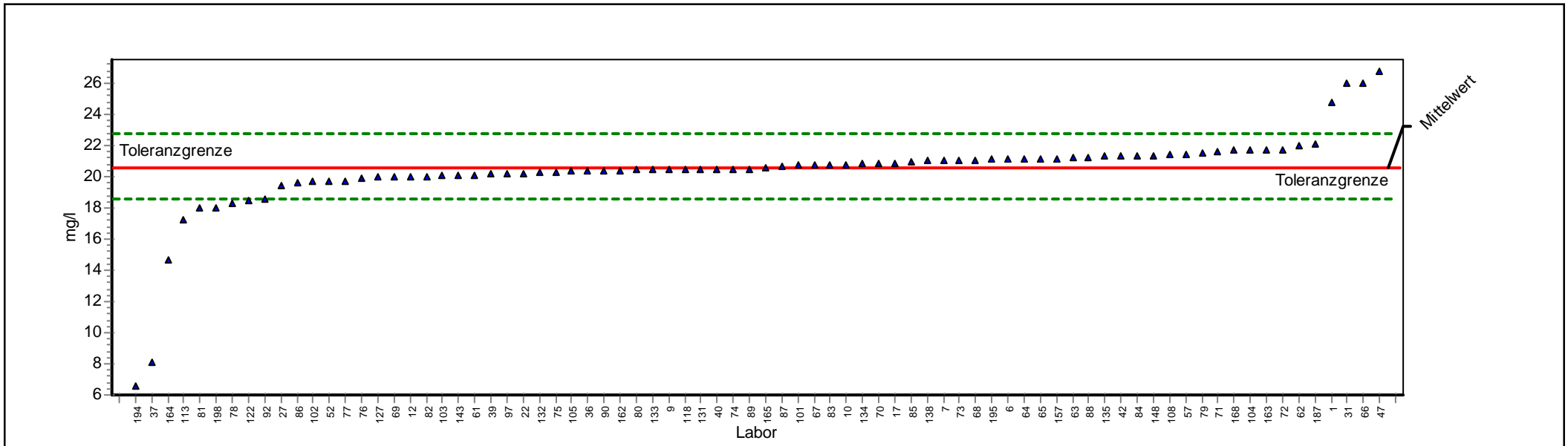
| | | | |
|----|-------|--------|-------|
| 6 | 1,510 | -1,037 | 1,510 |
| 61 | 1,750 | 0,313 | 1,750 |
| 62 | 1,742 | 0,272 | 1,742 |
| 63 | 0,974 | -4,134 | 0,974 |
| 64 | 0,087 | -9,258 | 0,087 |
| 65 | 0,097 | -9,200 | 0,097 |
| 66 | 6,680 | 25,890 | 6,680 |
| 67 | 1,780 | 0,469 | 1,780 |
| 68 | 1,713 | 0,121 | 1,713 |
| 69 | 1,828 | 0,718 | 1,828 |
| 7 | 1,770 | 0,417 | 1,770 |
| 70 | 1,821 | 0,682 | 1,821 |
| 71 | 1,750 | 0,313 | 1,750 |
| 72 | 1,114 | -3,324 | 1,114 |
| 73 | 1,720 | 0,158 | 1,720 |
| 74 | 1,740 | 0,262 | 1,740 |
| 75 | 1,290 | -2,308 | 1,290 |
| 77 | 1,620 | -0,402 | 1,620 |
| 78 | 1,590 | -0,575 | 1,590 |
| 79 | 1,810 | 0,625 | 1,810 |
| 8 | 1,838 | 0,770 | 1,838 |
| 80 | 1,735 | 0,236 | 1,735 |
| 81 | 1,786 | 0,500 | 1,786 |
| 82 | 1,610 | -0,460 | 1,610 |
| 83 | 1,820 | 0,677 | 1,820 |
| 84 | 1,390 | -1,731 | 1,390 |
| 85 | 1,847 | 0,817 | 1,847 |
| 86 | 1,700 | 0,054 | 1,700 |
| 87 | 1,738 | 0,251 | 1,738 |
| 88 | 1,740 | 0,262 | 1,740 |
| 89 | 1,130 | -3,233 | 1,130 |
| 9 | 1,530 | -0,922 | 1,530 |
| 90 | 1,740 | 0,262 | 1,740 |
| 92 | 1,850 | 0,832 | 1,850 |
| 97 | 1,400 | -1,673 | 1,400 |



Einzeldarstellung

Probe: C
 Parameter: Sulfat
 Methode: DIN 38402 A45
 Anzahl Labore: 78
 Toleranzgrenzen: 18,5751 - 22,6972 mg/l (|Zu-Score| < 2,00)

Sollwert: 20,5846 mg/l (empirischer Wert)
 Soll-STD: 1,0292 mg/l (Limited)
 Rel.Soll STD: 5,00% (Limited)
 Rel.Vergleichs-STD (VR, rel): 4,68%
 Vergleichs-STD (VR): 0,9626 mg/l



ProLab 2009



Einzeldarstellung

| | | | |
|------------------|--|-------------------------------|--------------------------------|
| Probe: | C | Sollwert: | 20,585 mg/l (empirischer Wert) |
| Parameter: | Sulfat | Soll-STD: | 1,029 mg/l (Limited) |
| Methode: | DIN 38402 A45 | Rel.Soll STD: | 5,00% (Limited) |
| Anzahl Labore: | 78 | Rel.Vergleichs-STD (VR, rel): | 4,68% |
| Toleranzgrenzen: | 18,575 - 22,697 mg/l (Zu-Score < 2,00) | Vergleichs-STD (VR): | 0,963 mg/l |

| Laborcode | GH | STD | Z-Score | GH 1 | GH 2 | GH 3 | GH 4 |
|-----------|--------|-----|---------|--------|------|------|------|
| 1 | 24,700 | | 3,896 | 24,700 | | | |
| 10 | 20,740 | | 0,147 | 20,740 | | | |
| 101 | 20,700 | | 0,109 | 20,700 | | | |
| 102 | 19,660 | | -0,920 | 19,660 | | | |
| 103 | 20,100 | | -0,482 | 20,100 | | | |
| 104 | 21,700 | | 1,056 | 21,700 | | | |
| 105 | 20,330 | | -0,253 | 20,330 | | | |
| 108 | 21,400 | | 0,772 | 21,400 | | | |
| 113 | 17,200 | | -3,369 | 17,200 | | | |
| 118 | 20,500 | | -0,084 | 20,500 | | | |
| 12 | 20,000 | | -0,582 | 20,000 | | | |
| 122 | 18,420 | | -2,154 | 18,420 | | | |
| 127 | 19,950 | | -0,632 | 19,950 | | | |
| 131 | 20,500 | | -0,084 | 20,500 | | | |
| 132 | 20,300 | | -0,283 | 20,300 | | | |
| 133 | 20,450 | | -0,134 | 20,450 | | | |
| 134 | 20,800 | | 0,204 | 20,800 | | | |
| 135 | 21,300 | | 0,677 | 21,300 | | | |
| 138 | 21,000 | | 0,393 | 21,000 | | | |
| 143 | 20,100 | | -0,482 | 20,100 | | | |
| 148 | 21,330 | | 0,706 | 21,330 | | | |
| 157 | 21,110 | | 0,497 | 21,110 | | | |
| 162 | 20,409 | | -0,175 | 20,409 | | | |
| 163 | 21,700 | | 1,056 | 21,700 | | | |
| 164 | 14,670 | | -5,887 | 14,670 | | | |
| 165 | 20,600 | | 0,015 | 20,600 | | | |
| 168 | 21,670 | | 1,028 | 21,670 | | | |
| 17 | 20,860 | | 0,261 | 20,860 | | | |
| 187 | 22,050 | | 1,387 | 22,050 | | | |
| 194 | 6,600 | | -13,918 | 6,600 | | | |
| 195 | 21,100 | | 0,488 | 21,100 | | | |
| 198 | 18,000 | | -2,572 | 18,000 | | | |
| 22 | 20,220 | | -0,363 | 20,220 | | | |
| 27 | 19,400 | | -1,179 | 19,400 | | | |
| 31 | 26,000 | | 5,127 | 26,000 | | | |
| 36 | 20,342 | | -0,241 | 20,342 | | | |
| 37 | 8,100 | | -12,425 | 8,100 | | | |
| 39 | 20,130 | | -0,452 | 20,130 | | | |
| 40 | 20,500 | | -0,084 | 20,500 | | | |
| 42 | 21,300 | | 0,677 | 21,300 | | | |
| 47 | 26,700 | | 5,790 | 26,700 | | | |
| 52 | 19,700 | | -0,880 | 19,700 | | | |



| | | | |
|----|--------|--------|--------|
| 57 | 21,400 | 0,772 | 21,400 |
| 6 | 21,100 | 0,488 | 21,100 |
| 61 | 20,100 | -0,482 | 20,100 |
| 62 | 21,970 | 1,312 | 21,970 |
| 63 | 21,200 | 0,583 | 21,200 |
| 64 | 21,100 | 0,488 | 21,100 |
| 65 | 21,100 | 0,488 | 21,100 |
| 66 | 26,000 | 5,127 | 26,000 |
| 67 | 20,700 | 0,109 | 20,700 |
| 68 | 21,070 | 0,459 | 21,070 |
| 69 | 19,950 | -0,632 | 19,950 |
| 7 | 21,000 | 0,393 | 21,000 |
| 70 | 20,820 | 0,223 | 20,820 |
| 71 | 21,600 | 0,961 | 21,600 |
| 72 | 21,740 | 1,094 | 21,740 |
| 73 | 21,000 | 0,393 | 21,000 |
| 74 | 20,500 | -0,084 | 20,500 |
| 75 | 20,300 | -0,283 | 20,300 |
| 76 | 19,900 | -0,681 | 19,900 |
| 77 | 19,700 | -0,880 | 19,700 |
| 78 | 18,300 | -2,274 | 18,300 |
| 79 | 21,500 | 0,867 | 21,500 |
| 80 | 20,420 | -0,164 | 20,420 |
| 81 | 17,990 | -2,582 | 17,990 |
| 82 | 20,000 | -0,582 | 20,000 |
| 83 | 20,700 | 0,109 | 20,700 |
| 84 | 21,300 | 0,677 | 21,300 |
| 85 | 20,900 | 0,299 | 20,900 |
| 86 | 19,600 | -0,980 | 19,600 |
| 87 | 20,603 | 0,017 | 20,603 |
| 88 | 21,200 | 0,583 | 21,200 |
| 89 | 20,500 | -0,084 | 20,500 |
| 9 | 20,450 | -0,134 | 20,450 |
| 90 | 20,400 | -0,184 | 20,400 |
| 92 | 18,600 | -1,975 | 18,600 |
| 97 | 20,200 | -0,383 | 20,200 |



Einzeldarstellung

Probe: C

Parameter: Trübung

Methode: DIN 38402 A45

Anzahl Labore: 71

Toleranzgrenzen: 1,552 - 2,320 NTU (|Zu-Score| < 2,00)

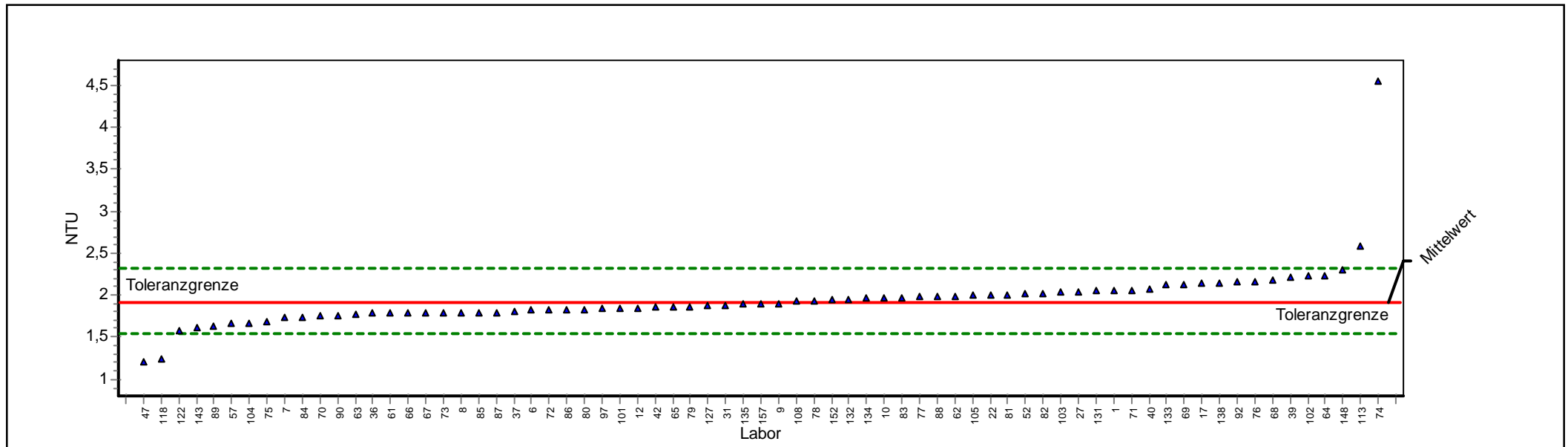
Sollwert: 1,917 NTU (empirischer Wert)

Soll-STD: 0,191 NTU (Limited)

Rel.Soll STD: 9,97% (Limited)

Rel.Vergleichs-STD (VR, rel): 9,97%

Vergleichs-STD (VR): 0,191 NTU



ProLab 2009



Einzeldarstellung

| | | | |
|------------------|---------------------------------------|-------------------------------|------------------------------|
| Probe: | C | Sollwert: | 1,917 NTU (empirischer Wert) |
| Parameter: | Trübung | Soll-STD: | 0,191 NTU (Limited) |
| Methode: | DIN 38402 A45 | Rel.Soll STD: | 9,97% (Limited) |
| Anzahl Labore: | 71 | Rel.Vergleichs-STD (VR, rel): | 9,97% |
| Toleranzgrenzen: | 1,552 - 2,320 NTU (Zu-Score < 2,00) | Vergleichs-STD (VR): | 0,191 NTU |

| Laborcode | GH | STD | Z-Score | GH 1 | GH 2 | GH 3 | GH 4 |
|-----------|-------|-----|---------|-------|------|------|------|
| 1 | 2,060 | | 0,710 | 2,060 | | | |
| 10 | 1,970 | | 0,264 | 1,970 | | | |
| 101 | 1,850 | | -0,366 | 1,850 | | | |
| 102 | 2,230 | | 1,553 | 2,230 | | | |
| 103 | 2,040 | | 0,611 | 2,040 | | | |
| 104 | 1,670 | | -1,352 | 1,670 | | | |
| 105 | 2,000 | | 0,413 | 2,000 | | | |
| 108 | 1,930 | | 0,065 | 1,930 | | | |
| 113 | 2,590 | | 3,339 | 2,590 | | | |
| 118 | 1,250 | | -3,654 | 1,250 | | | |
| 12 | 1,850 | | -0,366 | 1,850 | | | |
| 122 | 1,575 | | -1,873 | 1,575 | | | |
| 127 | 1,880 | | -0,202 | 1,880 | | | |
| 131 | 2,057 | | 0,695 | 2,057 | | | |
| 132 | 1,951 | | 0,170 | 1,951 | | | |
| 133 | 2,120 | | 1,008 | 2,120 | | | |
| 134 | 1,960 | | 0,214 | 1,960 | | | |
| 135 | 1,890 | | -0,147 | 1,890 | | | |
| 138 | 2,150 | | 1,157 | 2,150 | | | |
| 143 | 1,620 | | -1,626 | 1,620 | | | |
| 148 | 2,312 | | 1,960 | 2,312 | | | |
| 152 | 1,949 | | 0,160 | 1,949 | | | |
| 157 | 1,890 | | -0,147 | 1,890 | | | |
| 17 | 2,141 | | 1,112 | 2,141 | | | |
| 22 | 2,000 | | 0,413 | 2,000 | | | |
| 27 | 2,040 | | 0,611 | 2,040 | | | |
| 31 | 1,880 | | -0,202 | 1,880 | | | |
| 36 | 1,790 | | -0,695 | 1,790 | | | |
| 37 | 1,810 | | -0,585 | 1,810 | | | |
| 39 | 2,210 | | 1,454 | 2,210 | | | |
| 40 | 2,080 | | 0,809 | 2,080 | | | |
| 42 | 1,860 | | -0,311 | 1,860 | | | |
| 47 | 1,210 | | -3,873 | 1,210 | | | |
| 52 | 2,020 | | 0,512 | 2,020 | | | |
| 57 | 1,660 | | -1,407 | 1,660 | | | |
| 6 | 1,820 | | -0,530 | 1,820 | | | |
| 61 | 1,800 | | -0,640 | 1,800 | | | |
| 62 | 1,990 | | 0,363 | 1,990 | | | |
| 63 | 1,770 | | -0,804 | 1,770 | | | |
| 64 | 2,230 | | 1,553 | 2,230 | | | |
| 65 | 1,870 | | -0,256 | 1,870 | | | |
| 66 | 1,800 | | -0,640 | 1,800 | | | |



| | | | |
|----|-------|--------|-------|
| 67 | 1,800 | -0,640 | 1,800 |
| 68 | 2,180 | 1,305 | 2,180 |
| 69 | 2,120 | 1,008 | 2,120 |
| 7 | 1,730 | -1,024 | 1,730 |
| 70 | 1,750 | -0,914 | 1,750 |
| 71 | 2,060 | 0,710 | 2,060 |
| 72 | 1,820 | -0,530 | 1,820 |
| 73 | 1,800 | -0,640 | 1,800 |
| 74 | 4,550 | 13,060 | 4,550 |
| 75 | 1,690 | -1,243 | 1,690 |
| 76 | 2,167 | 1,241 | 2,167 |
| 77 | 1,980 | 0,313 | 1,980 |
| 78 | 1,933 | 0,080 | 1,933 |
| 79 | 1,870 | -0,256 | 1,870 |
| 8 | 1,800 | -0,640 | 1,800 |
| 80 | 1,823 | -0,514 | 1,823 |
| 81 | 2,010 | 0,462 | 2,010 |
| 82 | 2,020 | 0,512 | 2,020 |
| 83 | 1,970 | 0,264 | 1,970 |
| 84 | 1,740 | -0,969 | 1,740 |
| 85 | 1,800 | -0,640 | 1,800 |
| 86 | 1,820 | -0,530 | 1,820 |
| 87 | 1,800 | -0,640 | 1,800 |
| 88 | 1,980 | 0,313 | 1,980 |
| 89 | 1,640 | -1,517 | 1,640 |
| 9 | 1,900 | -0,092 | 1,900 |
| 90 | 1,760 | -0,859 | 1,760 |
| 92 | 2,160 | 1,206 | 2,160 |
| 97 | 1,840 | -0,421 | 1,840 |



Probe D

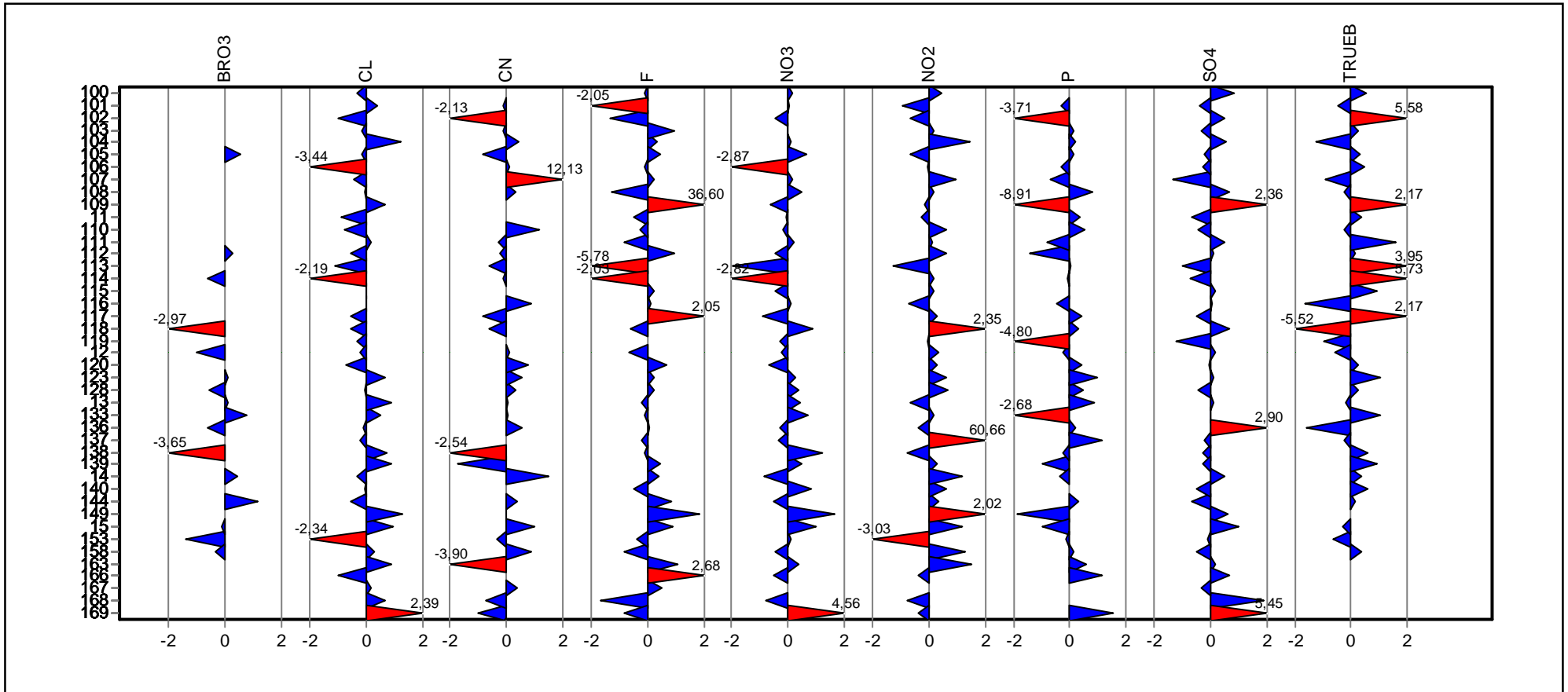
Ringversuchskenndaten

Charge D

| Merkmal | | Sollwert | Soll-STD. | rel.Soll-STD.[%] | Vergleichs-STD | rel.Vergleichs-STD [%] | Tol. unten | Tol. oben | Einheit | Anzahl Labore/Werte |
|----------|-------|----------|-----------|------------------|----------------|------------------------|------------|-----------|---------|---------------------|
| Bromat | BRO3 | 0,02444 | 0,00427 | 17,47 | 0,00427 | 17,47 | 0,0165 | 0,0339 | mg/l | 38 |
| Chlorid | CL | 50,602 | 2,5301 | 5,00 | 1,7171 | 3,39 | 45,6618 | 55,7948 | mg/l | 84 |
| Cyanid | CN | 0,04884 | 0,00853 | 17,46 | 0,00853 | 17,46 | 0,033 | 0,0677 | mg/l | 67 |
| Fluorid | F | 0,7151 | 0,05846 | 8,18 | 0,05846 | 8,18 | 0,6025 | 0,8372 | mg/l | 78 |
| Nitrat | NO3 | 74,560 | 3,7280 | 5,00 | 2,6294 | 3,53 | 67,2817 | 82,2124 | mg/l | 80 |
| Nitrit | NO2 | 0,2346 | 0,01173 | 5,00 | 0,01030 | 4,39 | 0,2117 | 0,2587 | mg/l | 79 |
| Phosphor | P | 2,81958 | 0,30593 | 10,85 | 0,30593 | 10,85 | 2,2374 | 3,4684 | mg/l | 78 |
| Sulfat | SO4 | 252,421 | 12,6210 | 5,00 | 9,4439 | 3,74 | 227,7785 | 278,3258 | mg/l | 83 |
| Trübung | TRUEB | 1,00726 | 0,1260 | 12,51 | 0,1260 | 12,51 | 0,7691 | 1,2772 | NTU | 71 |

Übersicht Zu-Scores

Probe: D

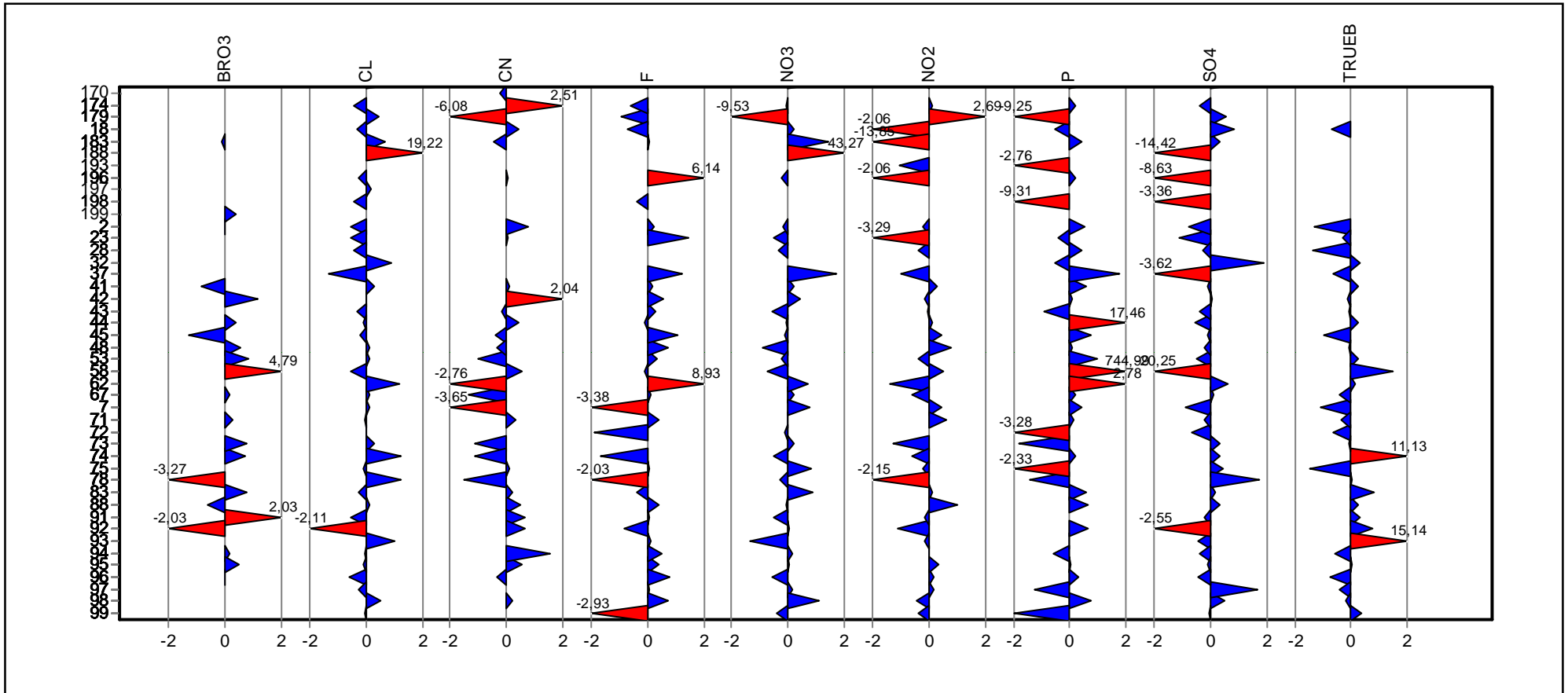


Referenzstelle Trinkwasser FB 61.1



Übersicht Zu-Scores

Probe: D



Referenzstelle Trinkwasser FB 61.1

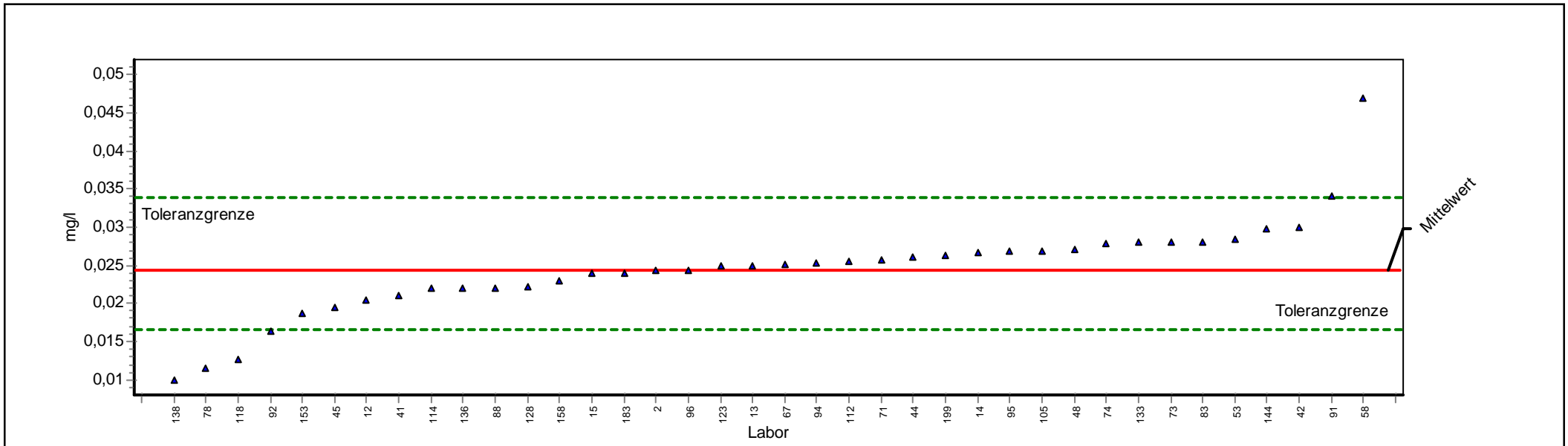


**Einzel­darstellung der
Parameter
(Grafik und Tabelle)**

Einzeldarstellung

Probe: D
Parameter: Bromat
Methode: DIN 38402 A45
Anzahl Labore: 38
Toleranzgrenzen: 0,0165 - 0,0339 mg/l (|Zu-Score| < 2,00)

Sollwert: 0,0244 mg/l (empirischer Wert)
Soll-STD: 0,0043 mg/l (Limited)
Rel.Soll STD: 17,47% (Limited)
Rel.Vergleichs-STD (VR, rel): 17,47%
Vergleichs-STD (VR): 0,0043 mg/l



ProLab 2009



Einzeldarstellung

| | | | |
|------------------|--|-------------------------------|--------------------------------|
| Probe: | D | Sollwert: | 0,0244 mg/l (empirischer Wert) |
| Parameter: | Bromat | Soll-STD: | 0,0043 mg/l (Limited) |
| Methode: | DIN 38402 A45 | Rel.Soll STD: | 17,47% (Limited) |
| Anzahl Labore: | 38 | Rel.Vergleichs-STD (VR, rel): | 17,47% |
| Toleranzgrenzen: | 0,0165 - 0,0339 mg/l (Zu-Score < 2,00) | Vergleichs-STD (VR): | 0,0043 mg/l |

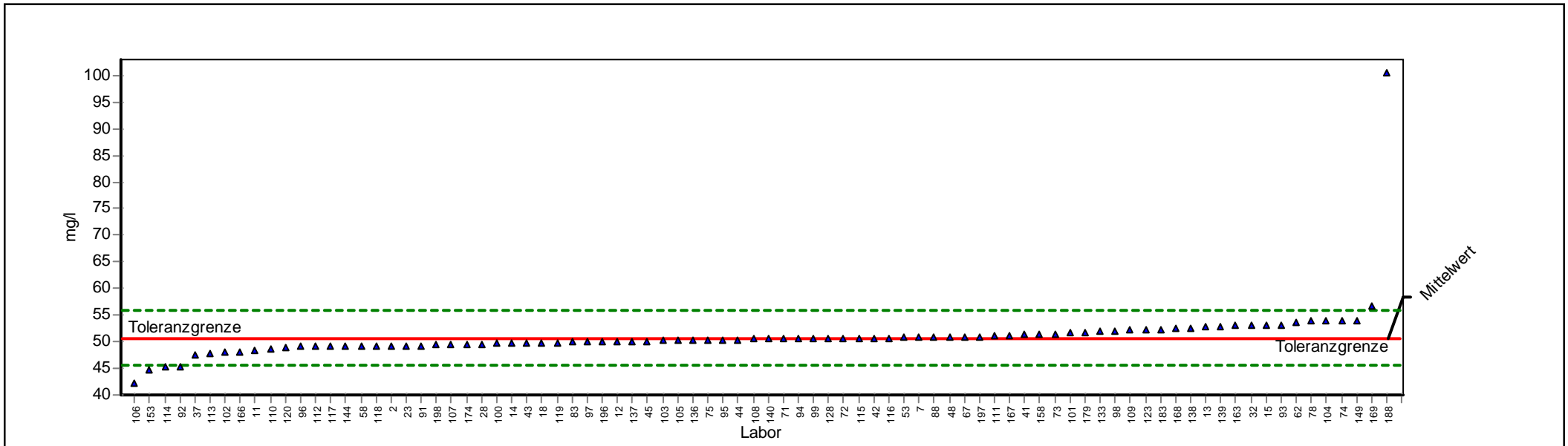
| Laborcode | GH | STD | Z-Score | GH 1 | GH 2 | GH 3 | GH 4 |
|-----------|--------|-----|---------|--------|------|------|------|
| 105 | 0,0269 | | 0,5224 | 0,0269 | | | |
| 112 | 0,0256 | | 0,2464 | 0,0256 | | | |
| 114 | 0,0220 | | -0,6164 | 0,0220 | | | |
| 118 | 0,0127 | | -2,9666 | 0,0127 | | | |
| 12 | 0,0205 | | -0,9954 | 0,0205 | | | |
| 123 | 0,0250 | | 0,1191 | 0,0250 | | | |
| 128 | 0,0223 | | -0,5406 | 0,0223 | | | |
| 13 | 0,0250 | | 0,1191 | 0,0250 | | | |
| 133 | 0,0280 | | 0,7559 | 0,0280 | | | |
| 136 | 0,0220 | | -0,6164 | 0,0220 | | | |
| 138 | 0,0100 | | -3,6489 | 0,0100 | | | |
| 14 | 0,0266 | | 0,4587 | 0,0266 | | | |
| 144 | 0,0298 | | 1,1422 | 0,0298 | | | |
| 15 | 0,0240 | | -0,1110 | 0,0240 | | | |
| 153 | 0,0188 | | -1,4251 | 0,0188 | | | |
| 158 | 0,0230 | | -0,3637 | 0,0230 | | | |
| 183 | 0,0240 | | -0,1110 | 0,0240 | | | |
| 199 | 0,0263 | | 0,3950 | 0,0263 | | | |
| 2 | 0,0243 | | -0,0351 | 0,0243 | | | |
| 41 | 0,0210 | | -0,8691 | 0,0210 | | | |
| 42 | 0,0300 | | 1,1804 | 0,0300 | | | |
| 44 | 0,0262 | | 0,3738 | 0,0262 | | | |
| 45 | 0,0194 | | -1,2734 | 0,0194 | | | |
| 48 | 0,0270 | | 0,5436 | 0,0270 | | | |
| 53 | 0,0284 | | 0,8408 | 0,0284 | | | |
| 58 | 0,0470 | | 4,7890 | 0,0470 | | | |
| 67 | 0,0252 | | 0,1615 | 0,0252 | | | |
| 71 | 0,0258 | | 0,2889 | 0,0258 | | | |
| 73 | 0,0280 | | 0,7559 | 0,0280 | | | |
| 74 | 0,0279 | | 0,7346 | 0,0279 | | | |
| 78 | 0,0115 | | -3,2698 | 0,0115 | | | |
| 83 | 0,0280 | | 0,7559 | 0,0280 | | | |
| 88 | 0,0220 | | -0,6164 | 0,0220 | | | |
| 91 | 0,0340 | | 2,0295 | 0,0340 | | | |
| 92 | 0,0164 | | -2,0316 | 0,0164 | | | |
| 94 | 0,0253 | | 0,1827 | 0,0253 | | | |
| 95 | 0,0269 | | 0,5160 | 0,0269 | | | |
| 96 | 0,0243 | | -0,0351 | 0,0243 | | | |



Einzeldarstellung

Probe: D
Parameter: Chlorid
Methode: DIN 38402 A45
Anzahl Labore: 84
Toleranzgrenzen: 45,6618 - 55,7948 mg/l (|Zu-Score| < 2,00)

Sollwert: 50,6017 mg/l (empirischer Wert)
Soll-STD: 2,5301 mg/l (Limited)
Rel.Soll STD: 5,00% (Limited)
Rel.Vergleichs-STD (VR, rel): 3,39%
Vergleichs-STD (VR): 1,7171 mg/l



ProLab 2009



Einzeldarstellung

| | | | |
|------------------|--|-------------------------------|--------------------------------|
| Probe: | D | Sollwert: | 50,602 mg/l (empirischer Wert) |
| Parameter: | Chlorid | Soll-STD: | 2,530 mg/l (Limited) |
| Methode: | DIN 38402 A45 | Rel.Soll STD: | 5,00% (Limited) |
| Anzahl Labore: | 84 | Rel.Vergleichs-STD (VR, rel): | 3,39% |
| Toleranzgrenzen: | 45,662 - 55,795 mg/l (Zu-Score < 2,00) | Vergleichs-STD (VR): | 1,717 mg/l |

| Laborcode | GH | STD | Z-Score | GH 1 | GH 2 | GH 3 | GH 4 |
|-----------|--------|-----|---------|--------|------|------|------|
| 100 | 49,750 | | -0,345 | 49,750 | | | |
| 101 | 51,700 | | 0,423 | 51,700 | | | |
| 102 | 48,170 | | -0,985 | 48,170 | | | |
| 103 | 50,200 | | -0,163 | 50,200 | | | |
| 104 | 53,900 | | 1,270 | 53,900 | | | |
| 105 | 50,200 | | -0,163 | 50,200 | | | |
| 106 | 42,100 | | -3,442 | 42,100 | | | |
| 107 | 49,600 | | -0,406 | 49,600 | | | |
| 108 | 50,460 | | -0,057 | 50,460 | | | |
| 109 | 52,400 | | 0,693 | 52,400 | | | |
| 11 | 48,440 | | -0,875 | 48,440 | | | |
| 110 | 48,700 | | -0,770 | 48,700 | | | |
| 111 | 51,120 | | 0,200 | 51,120 | | | |
| 112 | 49,200 | | -0,567 | 49,200 | | | |
| 113 | 47,900 | | -1,094 | 47,900 | | | |
| 114 | 45,200 | | -2,187 | 45,200 | | | |
| 115 | 50,700 | | 0,038 | 50,700 | | | |
| 116 | 50,709 | | 0,041 | 50,709 | | | |
| 117 | 49,200 | | -0,567 | 49,200 | | | |
| 118 | 49,300 | | -0,527 | 49,300 | | | |
| 119 | 49,870 | | -0,296 | 49,870 | | | |
| 12 | 50,100 | | -0,203 | 50,100 | | | |
| 120 | 48,800 | | -0,729 | 48,800 | | | |
| 123 | 52,400 | | 0,693 | 52,400 | | | |
| 128 | 50,530 | | -0,029 | 50,530 | | | |
| 13 | 52,900 | | 0,885 | 52,900 | | | |
| 133 | 51,880 | | 0,492 | 51,880 | | | |
| 136 | 50,300 | | -0,122 | 50,300 | | | |
| 137 | 50,100 | | -0,203 | 50,100 | | | |
| 138 | 52,500 | | 0,731 | 52,500 | | | |
| 139 | 52,930 | | 0,897 | 52,930 | | | |
| 14 | 49,800 | | -0,325 | 49,800 | | | |
| 140 | 50,500 | | -0,041 | 50,500 | | | |
| 144 | 49,200 | | -0,567 | 49,200 | | | |
| 149 | 53,920 | | 1,278 | 53,920 | | | |
| 15 | 53,150 | | 0,981 | 53,150 | | | |
| 153 | 44,820 | | -2,341 | 44,820 | | | |
| 158 | 51,400 | | 0,307 | 51,400 | | | |
| 163 | 53,000 | | 0,924 | 53,000 | | | |
| 166 | 48,220 | | -0,964 | 48,220 | | | |
| 167 | 51,153 | | 0,212 | 51,153 | | | |
| 168 | 52,420 | | 0,700 | 52,420 | | | |



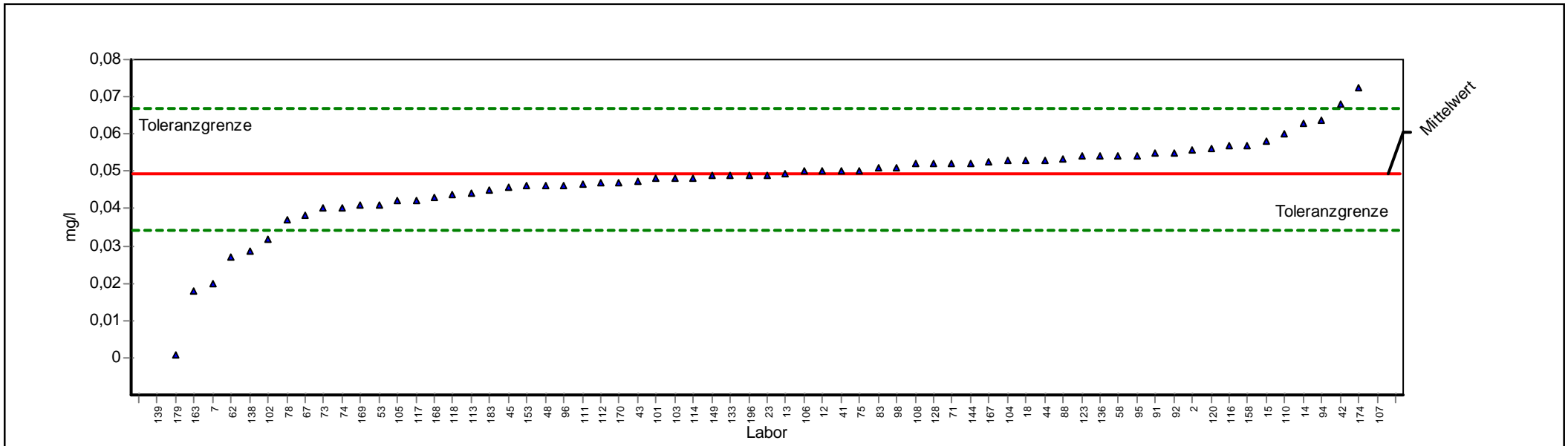
| | | | |
|-----|---------|--------|---------|
| 169 | 56,800 | 2,387 | 56,800 |
| 174 | 49,600 | -0,406 | 49,600 |
| 179 | 51,835 | 0,475 | 51,835 |
| 18 | 49,830 | -0,312 | 49,830 |
| 183 | 52,400 | 0,693 | 52,400 |
| 188 | 100,500 | 19,217 | 100,500 |
| 196 | 50,020 | -0,236 | 50,020 |
| 197 | 51,010 | 0,157 | 51,010 |
| 198 | 49,550 | -0,426 | 49,550 |
| 2 | 49,300 | -0,527 | 49,300 |
| 23 | 49,300 | -0,527 | 49,300 |
| 28 | 49,600 | -0,406 | 49,600 |
| 32 | 53,000 | 0,924 | 53,000 |
| 37 | 47,400 | -1,296 | 47,400 |
| 41 | 51,300 | 0,269 | 51,300 |
| 42 | 50,700 | 0,038 | 50,700 |
| 43 | 49,800 | -0,325 | 49,800 |
| 44 | 50,350 | -0,102 | 50,350 |
| 45 | 50,100 | -0,203 | 50,100 |
| 48 | 51,000 | 0,153 | 51,000 |
| 53 | 50,900 | 0,115 | 50,900 |
| 58 | 49,210 | -0,563 | 49,210 |
| 62 | 53,740 | 1,209 | 53,740 |
| 67 | 51,000 | 0,153 | 51,000 |
| 7 | 50,900 | 0,115 | 50,900 |
| 71 | 50,500 | -0,041 | 50,500 |
| 72 | 50,580 | -0,009 | 50,580 |
| 73 | 51,400 | 0,307 | 51,400 |
| 74 | 53,900 | 1,270 | 53,900 |
| 75 | 50,300 | -0,122 | 50,300 |
| 78 | 53,800 | 1,232 | 53,800 |
| 83 | 50,000 | -0,244 | 50,000 |
| 88 | 50,900 | 0,115 | 50,900 |
| 91 | 49,300 | -0,527 | 49,300 |
| 92 | 45,400 | -2,106 | 45,400 |
| 93 | 53,200 | 1,001 | 53,200 |
| 94 | 50,500 | -0,041 | 50,500 |
| 95 | 50,300 | -0,122 | 50,300 |
| 96 | 49,100 | -0,608 | 49,100 |
| 97 | 50,000 | -0,244 | 50,000 |
| 98 | 51,995 | 0,537 | 51,995 |
| 99 | 50,500 | -0,041 | 50,500 |



Einzeldarstellung

Probe: D
Parameter: Cyanid
Methode: DIN 38402 A45
Anzahl Labore: 65
Toleranzgrenzen: 0,034 - 0,067 mg/l (|Zu-Score| < 2,00)

Sollwert: 0,049 mg/l (empirischer Wert)
Soll-STD: 0,008 mg/l (Limited)
Rel.Soll STD: 16,47% (Limited)
Rel.Vergleichs-STD (VR, rel): 16,47%
Vergleichs-STD (VR): 0,008 mg/l



ProLab 2009



Einzeldarstellung

| | | | |
|------------------|--|-------------------------------|---------------------------------|
| Probe: | D | Sollwert: | 0,04915 mg/l (empirischer Wert) |
| Parameter: | Cyanid | Soll-STD: | 0,00810 mg/l (Limited) |
| Methode: | DIN 38402 A45 | Rel.Soll STD: | 16,47% (Limited) |
| Anzahl Labore: | 65 | Rel.Vergleichs-STD (VR, rel): | 16,47% |
| Toleranzgrenzen: | 0,03408 - 0,06691 mg/l (Zu-Score < 2,00) | Vergleichs-STD (VR): | 0,00810 mg/l |

| Laborcode | GH | STD | Z-Score | GH 1 | GH 2 | GH 3 | GH 4 |
|-----------|---------|-----|----------|---------|------|------|------|
| 101 | 0,04800 | | -0,15226 | 0,04800 | | | |
| 102 | 0,03200 | | -2,27630 | 0,03200 | | | |
| 103 | 0,04800 | | -0,15226 | 0,04800 | | | |
| 104 | 0,05300 | | 0,43392 | 0,05300 | | | |
| 105 | 0,04200 | | -0,94877 | 0,04200 | | | |
| 106 | 0,05000 | | 0,09607 | 0,05000 | | | |
| 107 | 0,16300 | | 12,82189 | 0,16300 | | | |
| 108 | 0,05200 | | 0,32131 | 0,05200 | | | |
| 110 | 0,06000 | | 1,22225 | 0,06000 | | | |
| 111 | 0,04670 | | -0,32484 | 0,04670 | | | |
| 112 | 0,04680 | | -0,31156 | 0,04680 | | | |
| 113 | 0,04400 | | -0,68327 | 0,04400 | | | |
| 114 | 0,04800 | | -0,15226 | 0,04800 | | | |
| 116 | 0,05700 | | 0,88439 | 0,05700 | | | |
| 117 | 0,04220 | | -0,92222 | 0,04220 | | | |
| 118 | 0,04380 | | -0,70982 | 0,04380 | | | |
| 12 | 0,05000 | | 0,09607 | 0,05000 | | | |
| 120 | 0,05600 | | 0,77178 | 0,05600 | | | |
| 123 | 0,05400 | | 0,54654 | 0,05400 | | | |
| 128 | 0,05200 | | 0,32131 | 0,05200 | | | |
| 13 | 0,04950 | | 0,03976 | 0,04950 | | | |
| 133 | 0,04900 | | -0,01951 | 0,04900 | | | |
| 136 | 0,05400 | | 0,54654 | 0,05400 | | | |
| 138 | 0,02880 | | -2,70110 | 0,02880 | | | |
| 139 | | | | | | | |
| 14 | 0,06300 | | 1,56010 | 0,06300 | | | |
| 144 | 0,05230 | | 0,35509 | 0,05230 | | | |
| 149 | 0,04880 | | -0,04606 | 0,04880 | | | |
| 15 | 0,05800 | | 0,99701 | 0,05800 | | | |
| 153 | 0,04600 | | -0,41776 | 0,04600 | | | |
| 158 | 0,05700 | | 0,88439 | 0,05700 | | | |
| 163 | 0,01800 | | -4,13483 | 0,01800 | | | |
| 167 | 0,05260 | | 0,38888 | 0,05260 | | | |
| 168 | 0,04300 | | -0,81602 | 0,04300 | | | |
| 169 | 0,04100 | | -1,08152 | 0,04100 | | | |
| 170 | 0,04700 | | -0,28501 | 0,04700 | | | |
| 174 | 0,07250 | | 2,62997 | 0,07250 | | | |
| 179 | 0,00074 | | -6,42613 | 0,00074 | | | |
| 18 | 0,05300 | | 0,43392 | 0,05300 | | | |
| 183 | 0,04500 | | -0,55052 | 0,04500 | | | |
| 196 | 0,04900 | | -0,01951 | 0,04900 | | | |
| 2 | 0,05590 | | 0,76052 | 0,05590 | | | |



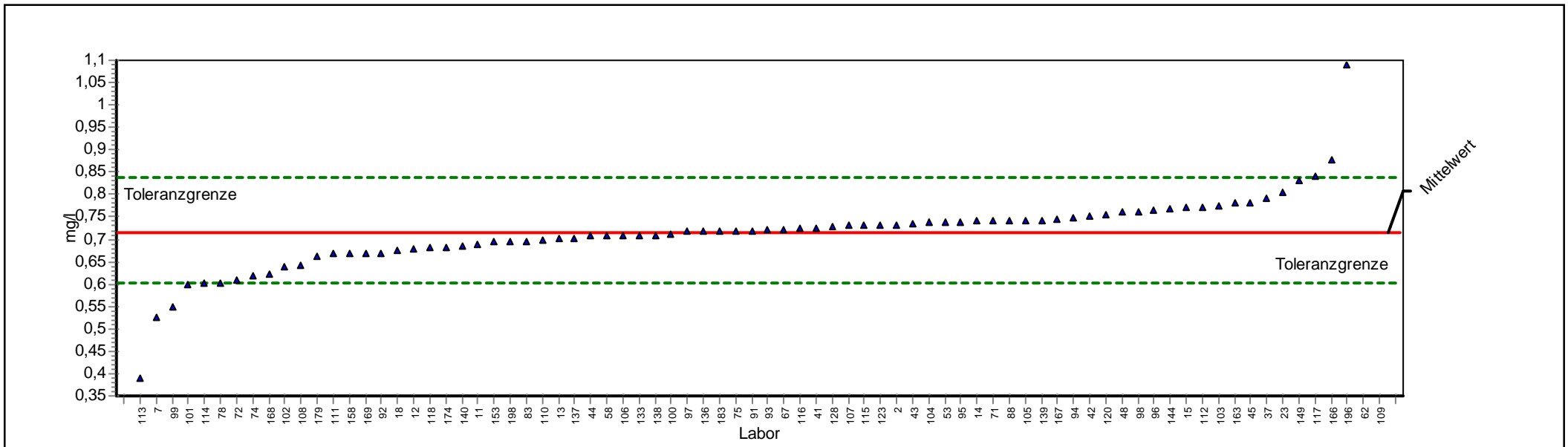
| | | | |
|----|---------|----------|---------|
| 23 | 0,04900 | -0,01951 | 0,04900 |
| 41 | 0,05000 | 0,09607 | 0,05000 |
| 42 | 0,06800 | 2,12319 | 0,06800 |
| 43 | 0,04740 | -0,23191 | 0,04740 |
| 44 | 0,05300 | 0,43392 | 0,05300 |
| 45 | 0,04570 | -0,45759 | 0,04570 |
| 48 | 0,04600 | -0,41776 | 0,04600 |
| 53 | 0,04100 | -1,08152 | 0,04100 |
| 58 | 0,05400 | 0,54654 | 0,05400 |
| 62 | 0,02700 | -2,94006 | 0,02700 |
| 67 | 0,03800 | -1,47978 | 0,03800 |
| 7 | 0,02000 | -3,86932 | 0,02000 |
| 71 | 0,05200 | 0,32131 | 0,05200 |
| 73 | 0,04000 | -1,21428 | 0,04000 |
| 74 | 0,04010 | -1,20100 | 0,04010 |
| 75 | 0,05000 | 0,09607 | 0,05000 |
| 78 | 0,03700 | -1,61253 | 0,03700 |
| 83 | 0,05100 | 0,20869 | 0,05100 |
| 88 | 0,05340 | 0,47897 | 0,05340 |
| 91 | 0,05500 | 0,65916 | 0,05500 |
| 92 | 0,05500 | 0,65916 | 0,05500 |
| 94 | 0,06360 | 1,62767 | 0,06360 |
| 95 | 0,05400 | 0,54654 | 0,05400 |
| 96 | 0,04630 | -0,37794 | 0,04630 |
| 98 | 0,05100 | 0,20869 | 0,05100 |



Einzeldarstellung

Probe: D
 Parameter: Fluorid
 Methode: DIN 38402 A45
 Anzahl Labore: 78
 Toleranzgrenzen: 0,60254 - 0,83718 mg/l (|Zu-Score| < 2,00)

Sollwert: 0,71507 mg/l (empirischer Wert)
 Soll-STD: 0,05846 mg/l (Limited)
 Rel.Soll STD: 8,18% (Limited)
 Rel.Vergleichs-STD (VR, rel): 8,18%
 Vergleichs-STD (VR): 0,05846 mg/l



ProLab 2009



Einzeldarstellung

| | | | |
|------------------|--|-------------------------------|-------------------------------|
| Probe: | D | Sollwert: | 0,715 mg/l (empirischer Wert) |
| Parameter: | Fluorid | Soll-STD: | 0,058 mg/l (Limited) |
| Methode: | DIN 38402 A45 | Rel.Soll STD: | 8,18% (Limited) |
| Anzahl Labore: | 78 | Rel.Vergleichs-STD (VR, rel): | 8,18% |
| Toleranzgrenzen: | 0,603 - 0,837 mg/l (Zu-Score < 2,00) | Vergleichs-STD (VR): | 0,058 mg/l |

| Laborcode | GH | STD | Z-Score | GH 1 | GH 2 | GH 3 | GH 4 |
|-----------|-------|-----|---------|-------|------|------|------|
| 100 | 0,711 | | -0,072 | 0,711 | | | |
| 101 | 0,600 | | -2,045 | 0,600 | | | |
| 102 | 0,640 | | -1,334 | 0,640 | | | |
| 103 | 0,775 | | 0,982 | 0,775 | | | |
| 104 | 0,738 | | 0,376 | 0,738 | | | |
| 105 | 0,742 | | 0,436 | 0,742 | | | |
| 106 | 0,709 | | -0,108 | 0,709 | | | |
| 107 | 0,730 | | 0,245 | 0,730 | | | |
| 108 | 0,643 | | -1,281 | 0,643 | | | |
| 109 | 2,950 | | 36,604 | 2,950 | | | |
| 11 | 0,689 | | -0,463 | 0,689 | | | |
| 110 | 0,700 | | -0,268 | 0,700 | | | |
| 111 | 0,667 | | -0,851 | 0,667 | | | |
| 112 | 0,773 | | 0,949 | 0,773 | | | |
| 113 | 0,390 | | -5,777 | 0,390 | | | |
| 114 | 0,601 | | -2,027 | 0,601 | | | |
| 115 | 0,730 | | 0,245 | 0,730 | | | |
| 116 | 0,724 | | 0,146 | 0,724 | | | |
| 117 | 0,840 | | 2,046 | 0,840 | | | |
| 118 | 0,682 | | -0,595 | 0,682 | | | |
| 12 | 0,677 | | -0,677 | 0,677 | | | |
| 120 | 0,756 | | 0,667 | 0,756 | | | |
| 123 | 0,730 | | 0,245 | 0,730 | | | |
| 128 | 0,728 | | 0,212 | 0,728 | | | |
| 13 | 0,702 | | -0,232 | 0,702 | | | |
| 133 | 0,710 | | -0,090 | 0,710 | | | |
| 136 | 0,720 | | 0,081 | 0,720 | | | |
| 137 | 0,703 | | -0,214 | 0,703 | | | |
| 138 | 0,710 | | -0,090 | 0,710 | | | |
| 139 | 0,743 | | 0,458 | 0,743 | | | |
| 14 | 0,740 | | 0,408 | 0,740 | | | |
| 140 | 0,686 | | -0,517 | 0,686 | | | |
| 144 | 0,768 | | 0,867 | 0,768 | | | |
| 149 | 0,830 | | 1,882 | 0,830 | | | |
| 15 | 0,770 | | 0,900 | 0,770 | | | |
| 153 | 0,694 | | -0,374 | 0,694 | | | |
| 158 | 0,670 | | -0,801 | 0,670 | | | |
| 163 | 0,780 | | 1,064 | 0,780 | | | |
| 166 | 0,879 | | 2,685 | 0,879 | | | |
| 167 | 0,745 | | 0,497 | 0,745 | | | |
| 168 | 0,621 | | -1,672 | 0,621 | | | |
| 169 | 0,670 | | -0,801 | 0,670 | | | |



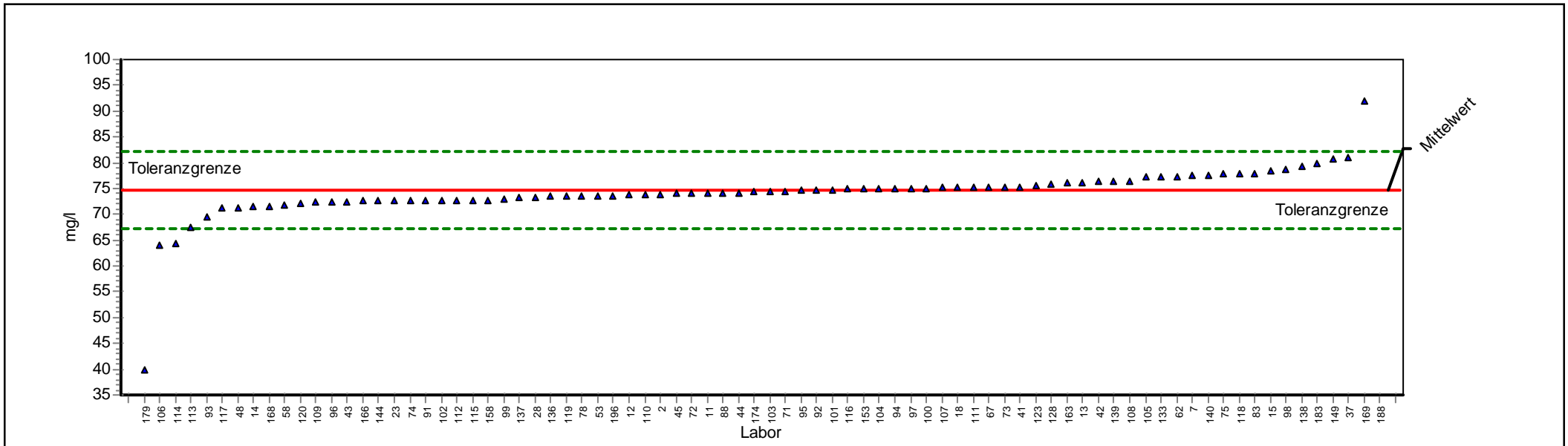
| | | | |
|-----|-------|--------|-------|
| 174 | 0,682 | -0,588 | 0,682 |
| 179 | 0,662 | -0,943 | 0,662 |
| 18 | 0,675 | -0,712 | 0,675 |
| 183 | 0,720 | 0,081 | 0,720 |
| 196 | 1,090 | 6,141 | 1,090 |
| 198 | 0,694 | -0,374 | 0,694 |
| 2 | 0,730 | 0,245 | 0,730 |
| 23 | 0,804 | 1,457 | 0,804 |
| 37 | 0,790 | 1,227 | 0,790 |
| 41 | 0,725 | 0,163 | 0,725 |
| 42 | 0,750 | 0,572 | 0,750 |
| 43 | 0,734 | 0,302 | 0,734 |
| 44 | 0,708 | -0,126 | 0,708 |
| 45 | 0,780 | 1,064 | 0,780 |
| 48 | 0,760 | 0,736 | 0,760 |
| 53 | 0,738 | 0,376 | 0,738 |
| 58 | 0,708 | -0,126 | 0,708 |
| 62 | 1,260 | 8,925 | 1,260 |
| 67 | 0,723 | 0,130 | 0,723 |
| 7 | 0,525 | -3,378 | 0,525 |
| 71 | 0,740 | 0,408 | 0,740 |
| 72 | 0,608 | -1,903 | 0,608 |
| 74 | 0,620 | -1,690 | 0,620 |
| 75 | 0,720 | 0,081 | 0,720 |
| 78 | 0,601 | -2,027 | 0,601 |
| 83 | 0,695 | -0,357 | 0,695 |
| 88 | 0,740 | 0,408 | 0,740 |
| 91 | 0,720 | 0,081 | 0,720 |
| 92 | 0,670 | -0,801 | 0,670 |
| 93 | 0,721 | 0,097 | 0,721 |
| 94 | 0,748 | 0,539 | 0,748 |
| 95 | 0,739 | 0,392 | 0,739 |
| 96 | 0,765 | 0,818 | 0,765 |
| 97 | 0,718 | 0,048 | 0,718 |
| 98 | 0,761 | 0,752 | 0,761 |
| 99 | 0,550 | -2,934 | 0,550 |



Einzeldarstellung

Probe: D
Parameter: Nitrat
Methode: DIN 38402 A45
Anzahl Labore: 80
Toleranzgrenzen: 67,282 - 82,212 mg/l ($|Zu\text{-Score}| < 2,00$)

Sollwert: 74,560 mg/l (empirischer Wert)
Soll-STD: 3,728 mg/l (Limited)
Rel.Soll STD: 5,00% (Limited)
Rel.Vergleichs-STD (VR, rel): 3,53%
Vergleichs-STD (VR): 2,629 mg/l



ProLab 2009



Einzeldarstellung

| | | | |
|------------------|--|-------------------------------|--------------------------------|
| Probe: | D | Sollwert: | 74,560 mg/l (empirischer Wert) |
| Parameter: | Nitrat | Soll-STD: | 3,728 mg/l (Limited) |
| Methode: | DIN 38402 A45 | Rel.Soll STD: | 5,00% (Limited) |
| Anzahl Labore: | 80 | Rel.Vergleichs-STD (VR, rel): | 3,53% |
| Toleranzgrenzen: | 67,282 - 82,212 mg/l (Zu-Score < 2,00) | Vergleichs-STD (VR): | 2,629 mg/l |

| Laborcode | GH | STD | Z-Score | GH 1 | GH 2 | GH 3 | GH 4 |
|-----------|--------|-----|---------|--------|------|------|------|
| 100 | 75,120 | | 0,146 | 75,120 | | | |
| 101 | 74,800 | | 0,063 | 74,800 | | | |
| 102 | 72,790 | | -0,486 | 72,790 | | | |
| 103 | 74,400 | | -0,044 | 74,400 | | | |
| 104 | 74,900 | | 0,089 | 74,900 | | | |
| 105 | 77,140 | | 0,674 | 77,140 | | | |
| 106 | 64,100 | | -2,874 | 64,100 | | | |
| 107 | 75,200 | | 0,167 | 75,200 | | | |
| 108 | 76,440 | | 0,491 | 76,440 | | | |
| 109 | 72,300 | | -0,621 | 72,300 | | | |
| 11 | 74,200 | | -0,099 | 74,200 | | | |
| 110 | 73,800 | | -0,209 | 73,800 | | | |
| 111 | 75,300 | | 0,193 | 75,300 | | | |
| 112 | 72,800 | | -0,484 | 72,800 | | | |
| 113 | 67,400 | | -1,967 | 67,400 | | | |
| 114 | 64,300 | | -2,819 | 64,300 | | | |
| 115 | 72,800 | | -0,484 | 72,800 | | | |
| 116 | 74,864 | | 0,079 | 74,864 | | | |
| 117 | 71,200 | | -0,923 | 71,200 | | | |
| 118 | 77,900 | | 0,873 | 77,900 | | | |
| 119 | 73,459 | | -0,303 | 73,459 | | | |
| 12 | 73,700 | | -0,236 | 73,700 | | | |
| 120 | 72,080 | | -0,682 | 72,080 | | | |
| 123 | 75,500 | | 0,246 | 75,500 | | | |
| 128 | 75,890 | | 0,348 | 75,890 | | | |
| 13 | 76,200 | | 0,429 | 76,200 | | | |
| 133 | 77,260 | | 0,706 | 77,260 | | | |
| 136 | 73,400 | | -0,319 | 73,400 | | | |
| 137 | 73,200 | | -0,374 | 73,200 | | | |
| 138 | 79,300 | | 1,239 | 79,300 | | | |
| 139 | 76,400 | | 0,481 | 76,400 | | | |
| 14 | 71,500 | | -0,841 | 71,500 | | | |
| 140 | 77,710 | | 0,823 | 77,710 | | | |
| 144 | 72,600 | | -0,539 | 72,600 | | | |
| 149 | 80,800 | | 1,631 | 80,800 | | | |
| 15 | 78,350 | | 0,990 | 78,350 | | | |
| 153 | 74,890 | | 0,086 | 74,890 | | | |
| 158 | 72,800 | | -0,484 | 72,800 | | | |
| 163 | 76,000 | | 0,376 | 76,000 | | | |
| 166 | 72,590 | | -0,541 | 72,590 | | | |
| 168 | 71,570 | | -0,822 | 71,570 | | | |
| 169 | 92,000 | | 4,558 | 92,000 | | | |



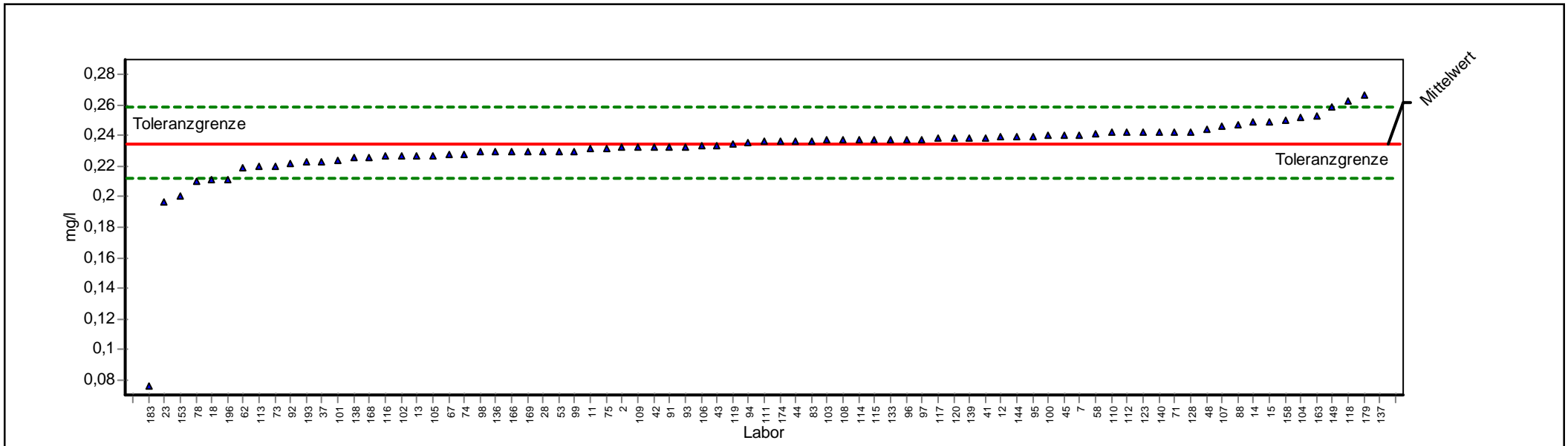
| | | | |
|-----|---------|--------|---------|
| 174 | 74,300 | -0,072 | 74,300 |
| 179 | 39,895 | -9,525 | 39,895 |
| 18 | 75,250 | 0,180 | 75,250 |
| 183 | 80,000 | 1,422 | 80,000 |
| 188 | 240,100 | 43,267 | 240,100 |
| 196 | 73,660 | -0,247 | 73,660 |
| 2 | 73,900 | -0,181 | 73,900 |
| 23 | 72,700 | -0,511 | 72,700 |
| 28 | 73,300 | -0,346 | 73,300 |
| 37 | 81,100 | 1,709 | 81,100 |
| 41 | 75,400 | 0,219 | 75,400 |
| 42 | 76,300 | 0,455 | 76,300 |
| 43 | 72,500 | -0,566 | 72,500 |
| 44 | 74,230 | -0,091 | 74,230 |
| 45 | 74,000 | -0,154 | 74,000 |
| 48 | 71,300 | -0,896 | 71,300 |
| 53 | 73,600 | -0,264 | 73,600 |
| 58 | 71,760 | -0,769 | 71,760 |
| 62 | 77,280 | 0,711 | 77,280 |
| 67 | 75,300 | 0,193 | 75,300 |
| 7 | 77,550 | 0,781 | 77,550 |
| 71 | 74,400 | -0,044 | 74,400 |
| 72 | 74,190 | -0,102 | 74,190 |
| 73 | 75,300 | 0,193 | 75,300 |
| 74 | 72,700 | -0,511 | 72,700 |
| 75 | 77,800 | 0,847 | 77,800 |
| 78 | 73,560 | -0,275 | 73,560 |
| 83 | 77,900 | 0,873 | 77,900 |
| 88 | 74,200 | -0,099 | 74,200 |
| 91 | 72,700 | -0,511 | 72,700 |
| 92 | 74,700 | 0,036 | 74,700 |
| 93 | 69,600 | -1,363 | 69,600 |
| 94 | 75,100 | 0,141 | 75,100 |
| 95 | 74,690 | 0,034 | 74,690 |
| 96 | 72,400 | -0,594 | 72,400 |
| 97 | 75,100 | 0,141 | 75,100 |
| 98 | 78,713 | 1,085 | 78,713 |
| 99 | 73,100 | -0,401 | 73,100 |



Einzeldarstellung

Probe: D
Parameter: Nitrit
Methode: DIN 38402 A45
Anzahl Labore: 79
Toleranzgrenzen: 0,212 - 0,259 mg/l (|Zu-Score| < 2,00)

Sollwert: 0,235 mg/l (empirischer Wert)
Soll-STD: 0,012 mg/l (Limited)
Rel.Soll STD: 5,00% (Limited)
Rel.Vergleichs-STD (VR, rel): 4,39%
Vergleichs-STD (VR): 0,010 mg/l



ProLab 2009



Einzeldarstellung

| | | | |
|------------------|--|-------------------------------|--------------------------------|
| Probe: | D | Sollwert: | 0,2346 mg/l (empirischer Wert) |
| Parameter: | Nitrit | Soll-STD: | 0,0117 mg/l (Limited) |
| Methode: | DIN 38402 A45 | Rel.Soll STD: | 5,00% (Limited) |
| Anzahl Labore: | 79 | Rel.Vergleichs-STD (VR, rel): | 4,39% |
| Toleranzgrenzen: | 0,2117 - 0,2587 mg/l (Zu-Score < 2,00) | Vergleichs-STD (VR): | 0,0103 mg/l |

| Laborcode | GH | STD | Z-Score | GH 1 | GH 2 | GH 3 | GH 4 |
|-----------|--------|-----|---------|--------|------|------|------|
| 100 | 0,2400 | | 0,4443 | 0,2400 | | | |
| 101 | 0,2240 | | -0,9298 | 0,2240 | | | |
| 102 | 0,2270 | | -0,6679 | 0,2270 | | | |
| 103 | 0,2370 | | 0,1952 | 0,2370 | | | |
| 104 | 0,2520 | | 1,4410 | 0,2520 | | | |
| 105 | 0,2272 | | -0,6504 | 0,2272 | | | |
| 106 | 0,2340 | | -0,0567 | 0,2340 | | | |
| 107 | 0,2460 | | 0,9427 | 0,2460 | | | |
| 108 | 0,2370 | | 0,1952 | 0,2370 | | | |
| 109 | 0,2330 | | -0,1440 | 0,2330 | | | |
| 11 | 0,2316 | | -0,2663 | 0,2316 | | | |
| 110 | 0,2420 | | 0,6105 | 0,2420 | | | |
| 111 | 0,2360 | | 0,1121 | 0,2360 | | | |
| 112 | 0,2420 | | 0,6105 | 0,2420 | | | |
| 113 | 0,2200 | | -1,2791 | 0,2200 | | | |
| 114 | 0,2370 | | 0,1952 | 0,2370 | | | |
| 115 | 0,2370 | | 0,1952 | 0,2370 | | | |
| 116 | 0,2267 | | -0,6941 | 0,2267 | | | |
| 117 | 0,2380 | | 0,2782 | 0,2380 | | | |
| 118 | 0,2630 | | 2,3545 | 0,2630 | | | |
| 119 | 0,2344 | | -0,0218 | 0,2344 | | | |
| 12 | 0,2390 | | 0,3613 | 0,2390 | | | |
| 120 | 0,2380 | | 0,2782 | 0,2380 | | | |
| 123 | 0,2420 | | 0,6105 | 0,2420 | | | |
| 128 | 0,2427 | | 0,6686 | 0,2427 | | | |
| 13 | 0,2270 | | -0,6679 | 0,2270 | | | |
| 133 | 0,2370 | | 0,1952 | 0,2370 | | | |
| 136 | 0,2300 | | -0,4060 | 0,2300 | | | |
| 137 | 0,9650 | | 60,6567 | 0,9650 | | | |
| 138 | 0,2259 | | -0,7639 | 0,2259 | | | |
| 139 | 0,2380 | | 0,2782 | 0,2380 | | | |
| 14 | 0,2490 | | 1,1918 | 0,2490 | | | |
| 140 | 0,2420 | | 0,6105 | 0,2420 | | | |
| 144 | 0,2390 | | 0,3613 | 0,2390 | | | |
| 149 | 0,2590 | | 2,0223 | 0,2590 | | | |
| 15 | 0,2490 | | 1,1918 | 0,2490 | | | |
| 153 | 0,2000 | | -3,0252 | 0,2000 | | | |
| 158 | 0,2500 | | 1,2749 | 0,2500 | | | |
| 163 | 0,2530 | | 1,5240 | 0,2530 | | | |
| 166 | 0,2300 | | -0,4060 | 0,2300 | | | |
| 168 | 0,2260 | | -0,7552 | 0,2260 | | | |
| 169 | 0,2300 | | -0,4060 | 0,2300 | | | |



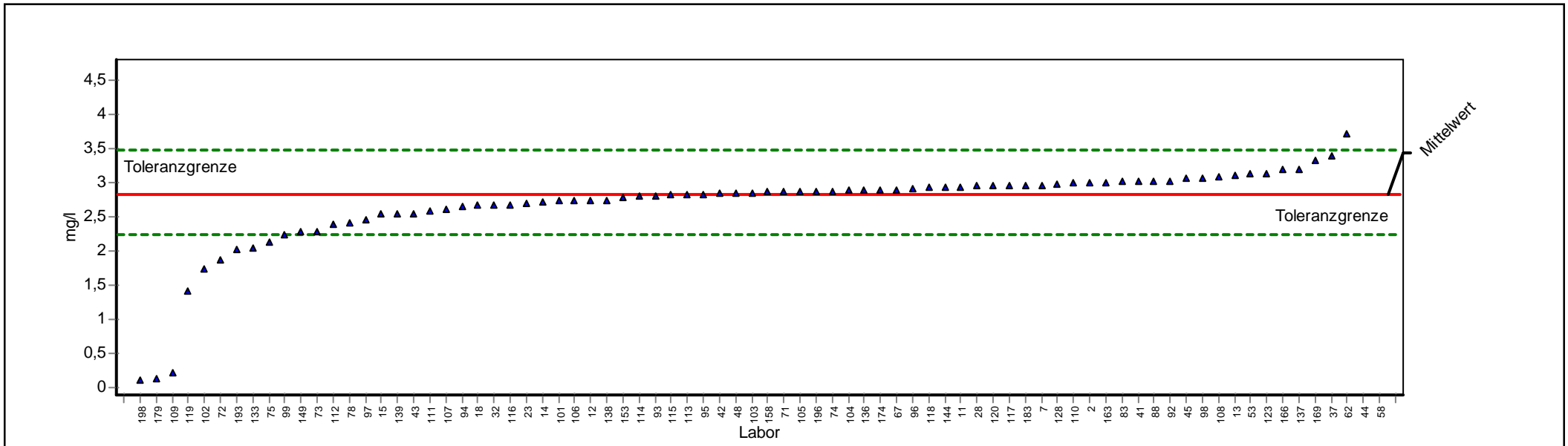
| | | | |
|-----|--------|----------|--------|
| 174 | 0,2360 | 0,1121 | 0,2360 |
| 179 | 0,2670 | 2,6867 | 0,2670 |
| 18 | 0,2110 | -2,0648 | 0,2110 |
| 183 | 0,0760 | -13,8515 | 0,0760 |
| 193 | 0,2228 | -1,0346 | 0,2228 |
| 196 | 0,2110 | -2,0648 | 0,2110 |
| 2 | 0,2322 | -0,2139 | 0,2322 |
| 23 | 0,1970 | -3,2872 | 0,1970 |
| 28 | 0,2300 | -0,4060 | 0,2300 |
| 37 | 0,2230 | -1,0171 | 0,2230 |
| 41 | 0,2380 | 0,2782 | 0,2380 |
| 42 | 0,2330 | -0,1440 | 0,2330 |
| 43 | 0,2340 | -0,0567 | 0,2340 |
| 44 | 0,2360 | 0,1121 | 0,2360 |
| 45 | 0,2400 | 0,4443 | 0,2400 |
| 48 | 0,2440 | 0,7766 | 0,2440 |
| 53 | 0,2300 | -0,4060 | 0,2300 |
| 58 | 0,2410 | 0,5274 | 0,2410 |
| 62 | 0,2190 | -1,3664 | 0,2190 |
| 67 | 0,2280 | -0,5806 | 0,2280 |
| 7 | 0,2400 | 0,4443 | 0,2400 |
| 71 | 0,2420 | 0,6105 | 0,2420 |
| 73 | 0,2200 | -1,2791 | 0,2200 |
| 74 | 0,2280 | -0,5806 | 0,2280 |
| 75 | 0,2320 | -0,2313 | 0,2320 |
| 78 | 0,2100 | -2,1521 | 0,2100 |
| 83 | 0,2360 | 0,1121 | 0,2360 |
| 88 | 0,2470 | 1,0257 | 0,2470 |
| 91 | 0,2330 | -0,1440 | 0,2330 |
| 92 | 0,2220 | -1,1044 | 0,2220 |
| 93 | 0,2330 | -0,1440 | 0,2330 |
| 94 | 0,2350 | 0,0291 | 0,2350 |
| 95 | 0,2390 | 0,3613 | 0,2390 |
| 96 | 0,2370 | 0,1952 | 0,2370 |
| 97 | 0,2370 | 0,1952 | 0,2370 |
| 98 | 0,2298 | -0,4234 | 0,2298 |
| 99 | 0,2300 | -0,4060 | 0,2300 |



Einzeldarstellung

Probe: D
Parameter: Phosphor
Methode: DIN 38402 A45
Anzahl Labore: 78
Toleranzgrenzen: 2,237 - 3,468 mg/l (|Zu-Score| < 2,00)

Sollwert: 2,820 mg/l (empirischer Wert)
Soll-STD: 0,306 mg/l (Limited)
Rel.Soll STD: 10,85% (Limited)
Rel.Vergleichs-STD (VR, rel): 10,85%
Vergleichs-STD (VR): 0,306 mg/l



ProLab 2009



Einzeldarstellung

| | | | |
|------------------|--|-------------------------------|-------------------------------|
| Probe: | D | Sollwert: | 2,820 mg/l (empirischer Wert) |
| Parameter: | Phosphor | Soll-STD: | 0,306 mg/l (Limited) |
| Methode: | DIN 38402 A45 | Rel.Soll STD: | 10,85% (Limited) |
| Anzahl Labore: | 78 | Rel.Vergleichs-STD (VR, rel): | 10,85% |
| Toleranzgrenzen: | 2,237 - 3,468 mg/l (Zu-Score < 2,00) | Vergleichs-STD (VR): | 0,306 mg/l |

| Laborcode | GH | STD | Z-Score | GH 1 | GH 2 | GH 3 | GH 4 |
|-----------|-------|-----|---------|-------|------|------|------|
| 101 | 2,740 | | -0,273 | 2,740 | | | |
| 102 | 1,740 | | -3,709 | 1,740 | | | |
| 103 | 2,859 | | 0,122 | 2,859 | | | |
| 104 | 2,890 | | 0,217 | 2,890 | | | |
| 105 | 2,876 | | 0,174 | 2,876 | | | |
| 106 | 2,740 | | -0,273 | 2,740 | | | |
| 107 | 2,613 | | -0,710 | 2,613 | | | |
| 108 | 3,080 | | 0,803 | 3,080 | | | |
| 109 | 0,225 | | -8,914 | 0,225 | | | |
| 11 | 2,939 | | 0,368 | 2,939 | | | |
| 110 | 3,000 | | 0,556 | 3,000 | | | |
| 111 | 2,588 | | -0,796 | 2,588 | | | |
| 112 | 2,400 | | -1,441 | 2,400 | | | |
| 113 | 2,830 | | 0,032 | 2,830 | | | |
| 114 | 2,800 | | -0,067 | 2,800 | | | |
| 115 | 2,820 | | 0,001 | 2,820 | | | |
| 116 | 2,680 | | -0,480 | 2,680 | | | |
| 117 | 2,960 | | 0,433 | 2,960 | | | |
| 118 | 2,930 | | 0,340 | 2,930 | | | |
| 119 | 1,422 | | -4,802 | 1,422 | | | |
| 12 | 2,742 | | -0,267 | 2,742 | | | |
| 120 | 2,959 | | 0,430 | 2,959 | | | |
| 123 | 3,140 | | 0,988 | 3,140 | | | |
| 128 | 2,984 | | 0,507 | 2,984 | | | |
| 13 | 3,110 | | 0,895 | 3,110 | | | |
| 133 | 2,039 | | -2,683 | 2,039 | | | |
| 136 | 2,890 | | 0,217 | 2,890 | | | |
| 137 | 3,200 | | 1,173 | 3,200 | | | |
| 138 | 2,751 | | -0,236 | 2,751 | | | |
| 139 | 2,545 | | -0,943 | 2,545 | | | |
| 14 | 2,710 | | -0,376 | 2,710 | | | |
| 144 | 2,930 | | 0,340 | 2,930 | | | |
| 149 | 2,276 | | -1,867 | 2,276 | | | |
| 15 | 2,540 | | -0,961 | 2,540 | | | |
| 153 | 2,780 | | -0,136 | 2,780 | | | |
| 158 | 2,860 | | 0,125 | 2,860 | | | |
| 163 | 3,010 | | 0,587 | 3,010 | | | |
| 166 | 3,190 | | 1,142 | 3,190 | | | |
| 169 | 3,320 | | 1,543 | 3,320 | | | |
| 174 | 2,890 | | 0,217 | 2,890 | | | |
| 179 | 0,129 | | -9,245 | 0,129 | | | |
| 18 | 2,667 | | -0,524 | 2,667 | | | |



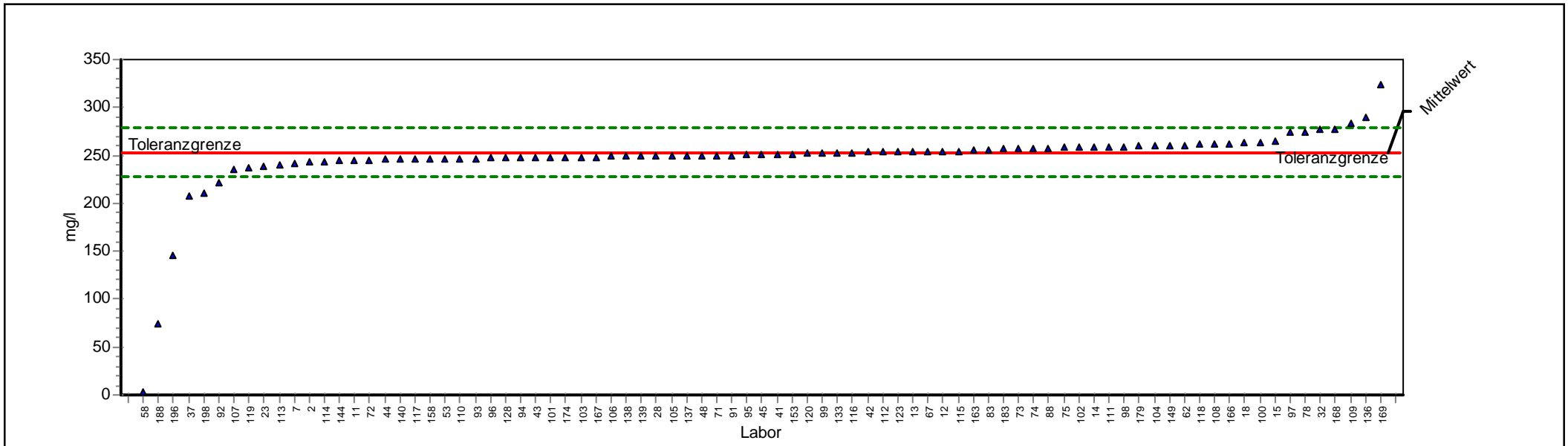
| | | | |
|-----|---------|---------|---------|
| 183 | 2,960 | 0,433 | 2,960 |
| 193 | 2,016 | -2,761 | 2,016 |
| 196 | 2,880 | 0,186 | 2,880 |
| 198 | 0,110 | -9,309 | 0,110 |
| 2 | 3,000 | 0,556 | 3,000 |
| 23 | 2,700 | -0,411 | 2,700 |
| 28 | 2,950 | 0,402 | 2,950 |
| 32 | 2,673 | -0,504 | 2,673 |
| 37 | 3,390 | 1,758 | 3,390 |
| 41 | 3,020 | 0,618 | 3,020 |
| 42 | 2,840 | 0,063 | 2,840 |
| 43 | 2,546 | -0,940 | 2,546 |
| 44 | 8,484 | 17,461 | 8,484 |
| 45 | 3,073 | 0,781 | 3,073 |
| 48 | 2,850 | 0,094 | 2,850 |
| 53 | 3,131 | 0,960 | 3,131 |
| 58 | 244,500 | 744,991 | 244,500 |
| 62 | 3,720 | 2,776 | 3,720 |
| 67 | 2,890 | 0,217 | 2,890 |
| 7 | 2,960 | 0,433 | 2,960 |
| 71 | 2,860 | 0,125 | 2,860 |
| 72 | 1,863 | -3,285 | 1,863 |
| 73 | 2,290 | -1,819 | 2,290 |
| 74 | 2,880 | 0,186 | 2,880 |
| 75 | 2,140 | -2,335 | 2,140 |
| 78 | 2,410 | -1,407 | 2,410 |
| 83 | 3,017 | 0,609 | 3,017 |
| 88 | 3,030 | 0,649 | 3,030 |
| 92 | 3,030 | 0,649 | 3,030 |
| 93 | 2,807 | -0,043 | 2,807 |
| 94 | 2,650 | -0,583 | 2,650 |
| 95 | 2,835 | 0,048 | 2,835 |
| 96 | 2,920 | 0,310 | 2,920 |
| 97 | 2,460 | -1,235 | 2,460 |
| 98 | 3,074 | 0,784 | 3,074 |
| 99 | 2,250 | -1,957 | 2,250 |



Einzeldarstellung

Probe: D
Parameter: Sulfat
Methode: DIN 38402 A45
Anzahl Labore: 83
Toleranzgrenzen: 227,779 - 278,326 mg/l (|Zu-Score| < 2,00)

Sollwert: 252,421 mg/l (empirischer Wert)
Soll-STD: 12,621 mg/l (Limited)
Rel.Soll STD: 5,00% (Limited)
Rel.Vergleichs-STD (VR, rel): 3,74%
Vergleichs-STD (VR): 9,444 mg/l



ProLab 2009



Einzeldarstellung

| | | | |
|------------------|--|-------------------------------|---------------------------------|
| Probe: | D | Sollwert: | 252,421 mg/l (empirischer Wert) |
| Parameter: | Sulfat | Soll-STD: | 12,621 mg/l (Limited) |
| Methode: | DIN 38402 A45 | Rel.Soll STD: | 5,00% (Limited) |
| Anzahl Labore: | 83 | Rel.Vergleichs-STD (VR, rel): | 3,74% |
| Toleranzgrenzen: | 227,779 - 278,326 mg/l (Zu-Score < 2,00) | Vergleichs-STD (VR): | 9,444 mg/l |

| Laborcode | GH | STD | Z-Score | GH 1 | GH 2 | GH 3 | GH 4 |
|-----------|---------|-----|---------|---------|------|------|------|
| 100 | 263,100 | | 0,825 | 263,100 | | | |
| 101 | 248,000 | | -0,359 | 248,000 | | | |
| 102 | 259,000 | | 0,508 | 259,000 | | | |
| 103 | 248,100 | | -0,351 | 248,100 | | | |
| 104 | 260,000 | | 0,585 | 260,000 | | | |
| 105 | 249,600 | | -0,229 | 249,600 | | | |
| 106 | 249,000 | | -0,278 | 249,000 | | | |
| 107 | 236,000 | | -1,333 | 236,000 | | | |
| 108 | 261,200 | | 0,678 | 261,200 | | | |
| 109 | 283,000 | | 2,361 | 283,000 | | | |
| 11 | 244,020 | | -0,682 | 244,020 | | | |
| 110 | 247,000 | | -0,440 | 247,000 | | | |
| 111 | 259,200 | | 0,523 | 259,200 | | | |
| 112 | 254,000 | | 0,122 | 254,000 | | | |
| 113 | 240,000 | | -1,008 | 240,000 | | | |
| 114 | 243,400 | | -0,732 | 243,400 | | | |
| 115 | 254,600 | | 0,168 | 254,600 | | | |
| 116 | 253,170 | | 0,058 | 253,170 | | | |
| 117 | 246,000 | | -0,521 | 246,000 | | | |
| 118 | 261,000 | | 0,662 | 261,000 | | | |
| 119 | 237,345 | | -1,224 | 237,345 | | | |
| 12 | 254,300 | | 0,145 | 254,300 | | | |
| 120 | 251,700 | | -0,058 | 251,700 | | | |
| 123 | 254,000 | | 0,122 | 254,000 | | | |
| 128 | 247,210 | | -0,423 | 247,210 | | | |
| 13 | 254,000 | | 0,122 | 254,000 | | | |
| 133 | 252,680 | | 0,020 | 252,680 | | | |
| 136 | 290,000 | | 2,901 | 290,000 | | | |
| 137 | 250,000 | | -0,196 | 250,000 | | | |
| 138 | 249,000 | | -0,278 | 249,000 | | | |
| 139 | 249,000 | | -0,278 | 249,000 | | | |
| 14 | 259,000 | | 0,508 | 259,000 | | | |
| 140 | 245,960 | | -0,524 | 245,960 | | | |
| 144 | 244,000 | | -0,683 | 244,000 | | | |
| 149 | 260,500 | | 0,624 | 260,500 | | | |
| 15 | 265,200 | | 0,987 | 265,200 | | | |
| 153 | 251,340 | | -0,088 | 251,340 | | | |
| 158 | 246,000 | | -0,521 | 246,000 | | | |
| 163 | 255,000 | | 0,199 | 255,000 | | | |
| 166 | 261,300 | | 0,686 | 261,300 | | | |
| 167 | 248,153 | | -0,346 | 248,153 | | | |
| 168 | 277,200 | | 1,913 | 277,200 | | | |



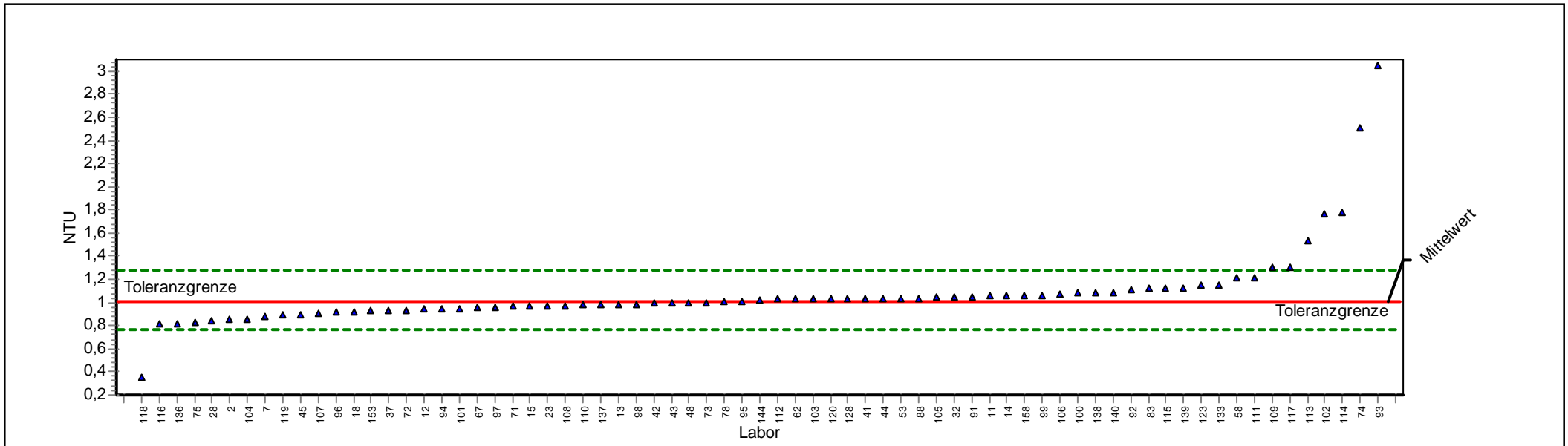
| | | | |
|-----|---------|---------|---------|
| 169 | 323,000 | 5,449 | 323,000 |
| 174 | 248,000 | -0,359 | 248,000 |
| 179 | 259,930 | 0,580 | 259,930 |
| 18 | 263,000 | 0,817 | 263,000 |
| 183 | 257,000 | 0,354 | 257,000 |
| 188 | 74,770 | -14,418 | 74,770 |
| 196 | 146,100 | -8,629 | 146,100 |
| 198 | 211,000 | -3,362 | 211,000 |
| 2 | 243,000 | -0,765 | 243,000 |
| 23 | 239,000 | -1,089 | 239,000 |
| 28 | 249,200 | -0,261 | 249,200 |
| 32 | 277,000 | 1,898 | 277,000 |
| 37 | 207,800 | -3,621 | 207,800 |
| 41 | 251,000 | -0,115 | 251,000 |
| 42 | 253,500 | 0,083 | 253,500 |
| 43 | 247,900 | -0,367 | 247,900 |
| 44 | 245,930 | -0,527 | 245,930 |
| 45 | 250,900 | -0,123 | 250,900 |
| 48 | 250,000 | -0,196 | 250,000 |
| 53 | 246,200 | -0,505 | 246,200 |
| 58 | 2,952 | -20,247 | 2,952 |
| 62 | 260,700 | 0,639 | 260,700 |
| 67 | 254,000 | 0,122 | 254,000 |
| 7 | 241,500 | -0,886 | 241,500 |
| 71 | 250,000 | -0,196 | 250,000 |
| 72 | 244,210 | -0,666 | 244,210 |
| 73 | 257,000 | 0,354 | 257,000 |
| 74 | 257,000 | 0,354 | 257,000 |
| 75 | 258,000 | 0,431 | 258,000 |
| 78 | 274,700 | 1,720 | 274,700 |
| 83 | 255,000 | 0,199 | 255,000 |
| 88 | 257,000 | 0,354 | 257,000 |
| 91 | 250,000 | -0,196 | 250,000 |
| 92 | 221,000 | -2,550 | 221,000 |
| 93 | 247,000 | -0,440 | 247,000 |
| 94 | 247,500 | -0,399 | 247,500 |
| 95 | 250,860 | -0,127 | 250,860 |
| 96 | 247,200 | -0,424 | 247,200 |
| 97 | 274,400 | 1,697 | 274,400 |
| 98 | 259,320 | 0,533 | 259,320 |
| 99 | 252,000 | -0,034 | 252,000 |



Einzeldarstellung

Probe: D
Parameter: Trübung
Methode: DIN 38402 A45
Anzahl Labore: 71
Toleranzgrenzen: 0,769 - 1,277 NTU (|Zu-Score| < 2,00)

Sollwert: 1,007 NTU (empirischer Wert)
Soll-STD: 0,126 NTU (Limited)
Rel.Soll STD: 12,51% (Limited)
Rel.Vergleichs-STD (VR, rel): 12,51%
Vergleichs-STD (VR): 0,126 NTU



ProLab 2009



Einzeldarstellung

| | | | |
|------------------|---------------------------------------|-------------------------------|------------------------------|
| Probe: | D | Sollwert: | 1,007 NTU (empirischer Wert) |
| Parameter: | Trübung | Soll-STD: | 0,126 NTU (Limited) |
| Methode: | DIN 38402 A45 | Rel.Soll STD: | 12,51% (Limited) |
| Anzahl Labore: | 71 | Rel.Vergleichs-STD (VR, rel): | 12,51% |
| Toleranzgrenzen: | 0,769 - 1,277 NTU (Zu-Score < 2,00) | Vergleichs-STD (VR): | 0,126 NTU |

| Laborcode | GH | STD | Z-Score | GH 1 | GH 2 | GH 3 | GH 4 |
|-----------|-------|-----|---------|-------|------|------|------|
| 100 | 1,080 | | 0,539 | 1,080 | | | |
| 101 | 0,950 | | -0,481 | 0,950 | | | |
| 102 | 1,760 | | 5,577 | 1,760 | | | |
| 103 | 1,040 | | 0,243 | 1,040 | | | |
| 104 | 0,860 | | -1,236 | 0,860 | | | |
| 105 | 1,050 | | 0,317 | 1,050 | | | |
| 106 | 1,070 | | 0,465 | 1,070 | | | |
| 107 | 0,900 | | -0,901 | 0,900 | | | |
| 108 | 0,975 | | -0,271 | 0,975 | | | |
| 109 | 1,300 | | 2,169 | 1,300 | | | |
| 11 | 1,054 | | 0,346 | 1,054 | | | |
| 110 | 0,980 | | -0,229 | 0,980 | | | |
| 111 | 1,220 | | 1,576 | 1,220 | | | |
| 112 | 1,030 | | 0,168 | 1,030 | | | |
| 113 | 1,540 | | 3,947 | 1,540 | | | |
| 114 | 1,780 | | 5,725 | 1,780 | | | |
| 115 | 1,130 | | 0,909 | 1,130 | | | |
| 116 | 0,810 | | -1,656 | 0,810 | | | |
| 117 | 1,300 | | 2,169 | 1,300 | | | |
| 118 | 0,350 | | -5,518 | 0,350 | | | |
| 119 | 0,890 | | -0,985 | 0,890 | | | |
| 12 | 0,940 | | -0,565 | 0,940 | | | |
| 120 | 1,040 | | 0,243 | 1,040 | | | |
| 123 | 1,150 | | 1,058 | 1,150 | | | |
| 128 | 1,040 | | 0,243 | 1,040 | | | |
| 13 | 0,983 | | -0,204 | 0,983 | | | |
| 133 | 1,150 | | 1,058 | 1,150 | | | |
| 136 | 0,820 | | -1,572 | 0,820 | | | |
| 137 | 0,980 | | -0,229 | 0,980 | | | |
| 138 | 1,090 | | 0,613 | 1,090 | | | |
| 139 | 1,130 | | 0,909 | 1,130 | | | |
| 14 | 1,060 | | 0,391 | 1,060 | | | |
| 140 | 1,090 | | 0,613 | 1,090 | | | |
| 144 | 1,024 | | 0,124 | 1,024 | | | |
| 15 | 0,970 | | -0,313 | 0,970 | | | |
| 153 | 0,930 | | -0,649 | 0,930 | | | |
| 158 | 1,060 | | 0,391 | 1,060 | | | |
| 18 | 0,925 | | -0,691 | 0,925 | | | |
| 2 | 0,850 | | -1,320 | 0,850 | | | |
| 23 | 0,970 | | -0,313 | 0,970 | | | |
| 28 | 0,845 | | -1,362 | 0,845 | | | |
| 32 | 1,050 | | 0,317 | 1,050 | | | |



| | | | |
|----|-------|--------|-------|
| 37 | 0,930 | -0,649 | 0,930 |
| 41 | 1,040 | 0,243 | 1,040 |
| 42 | 0,990 | -0,145 | 0,990 |
| 43 | 1,000 | -0,061 | 1,000 |
| 44 | 1,040 | 0,243 | 1,040 |
| 45 | 0,890 | -0,985 | 0,890 |
| 48 | 1,000 | -0,061 | 1,000 |
| 53 | 1,040 | 0,243 | 1,040 |
| 58 | 1,210 | 1,502 | 1,210 |
| 62 | 1,030 | 0,168 | 1,030 |
| 67 | 0,960 | -0,397 | 0,960 |
| 7 | 0,880 | -1,068 | 0,880 |
| 71 | 0,965 | -0,355 | 0,965 |
| 72 | 0,930 | -0,649 | 0,930 |
| 73 | 1,000 | -0,061 | 1,000 |
| 74 | 2,510 | 11,134 | 2,510 |
| 75 | 0,830 | -1,488 | 0,830 |
| 78 | 1,010 | 0,020 | 1,010 |
| 83 | 1,120 | 0,835 | 1,120 |
| 88 | 1,040 | 0,243 | 1,040 |
| 91 | 1,050 | 0,317 | 1,050 |
| 92 | 1,110 | 0,761 | 1,110 |
| 93 | 3,050 | 15,135 | 3,050 |
| 94 | 0,940 | -0,565 | 0,940 |
| 95 | 1,010 | 0,020 | 1,010 |
| 96 | 0,920 | -0,733 | 0,920 |
| 97 | 0,960 | -0,397 | 0,960 |
| 98 | 0,983 | -0,204 | 0,983 |
| 99 | 1,060 | 0,391 | 1,060 |



Probe E

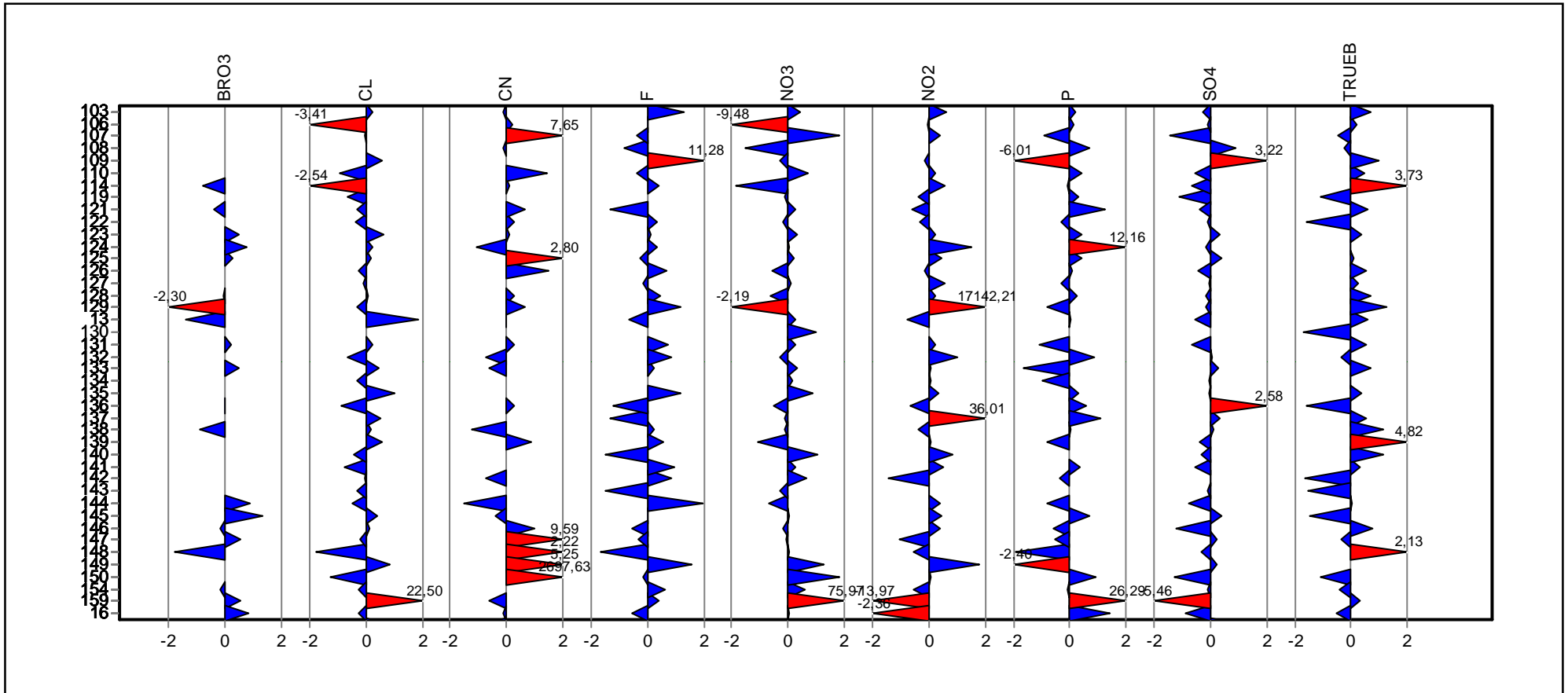
Ringversuchskennndaten

Charge E

| Merkmal | | Sollwert | Soll-STD. | rel.Soll-STD.[%] | Vergleichs-STD | rel.Vergleichs-STD [%] | Tol. unten | Tol. oben | Einheit | Anzahl Labore/Werte |
|----------|-------|----------|-----------|------------------|----------------|------------------------|------------|-----------|---------|---------------------|
| Bromat | BRO3 | 0,02894 | 0,00544 | 18,79 | 0,00544 | 18,79 | 0,0189 | 0,041 | mg/l | 34 |
| Chlorid | CL | 78,444 | 3,9222 | 5,00 | 2,5750 | 3,28 | 70,7864 | 86,4949 | mg/l | 77 |
| Cyanid | CN | 0,00928 | 0,00224 | 24,08 | 0,00224 | 24,08 | 0,0052 | 0,0144 | mg/l | 51 |
| Fluorid | F | 1,6567 | 0,10655 | 6,43 | 0,10655 | 6,43 | 1,45 | 1,8771 | mg/l | 72 |
| Nitrat | NO3 | 21,028 | 1,0514 | 5,00 | 0,7967 | 3,79 | 18,9754 | 23,1864 | mg/l | 79 |
| Nitrit | NO2 | 0,3617 | 0,01808 | 5,00 | 0,01651 | 4,56 | 0,3264 | 0,3988 | mg/l | 76 |
| Phosphor | P | 0,44872 | 0,06563 | 14,63 | 0,06563 | 14,63 | 0,3257 | 0,5911 | mg/l | 71 |
| Sulfat | SO4 | 275,464 | 13,7732 | 5,00 | 8,9856 | 3,26 | 248,572 | 303,7337 | mg/l | 77 |
| Trübung | TRUEB | 3,968 | 0,3241 | 8,17 | 0,3241 | 8,17 | 3,3441 | 4,6449 | NTU | 70 |

Übersicht Zu-Scores

Probe: E

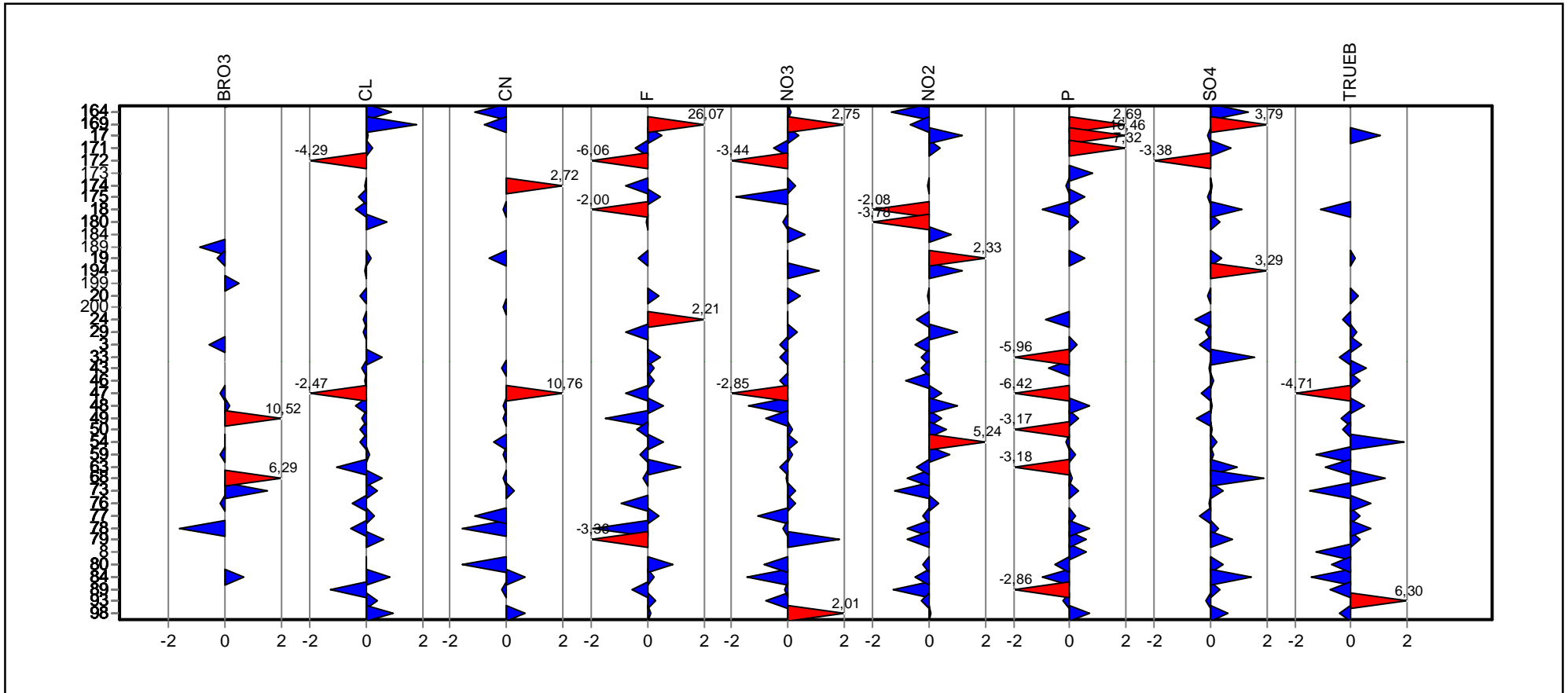


Referenzstelle Trinkwasser FB 61.1



Übersicht Zu-Scores

Probe: E



Referenzstelle Trinkwasser FB 61.1

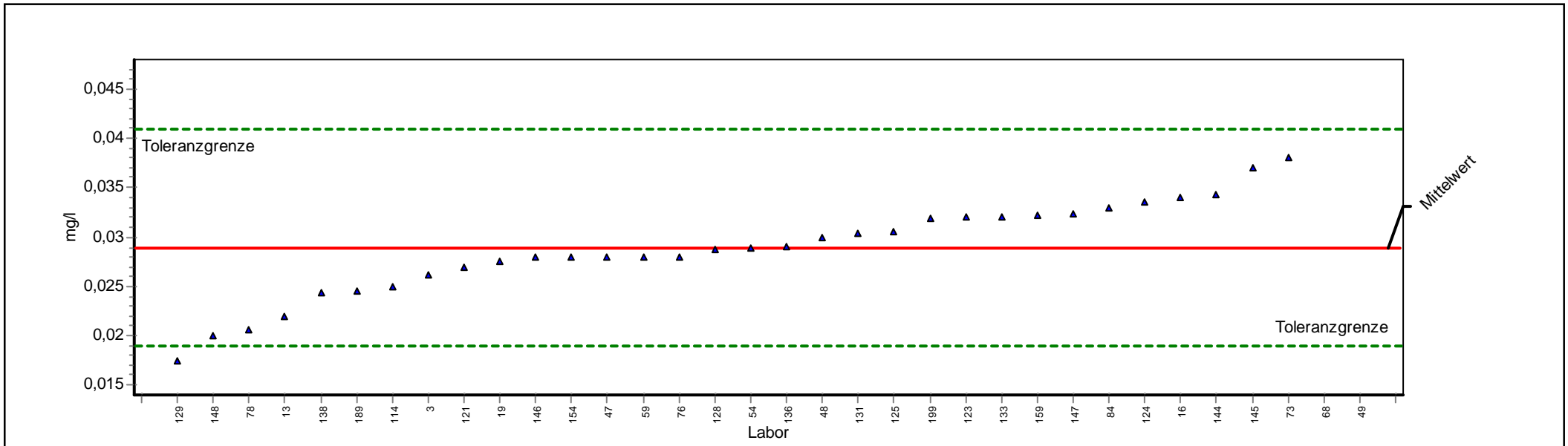


**Einzel­darstellung der
Parameter
(Grafik und Tabelle)**

Einzeldarstellung

Probe: E
Parameter: Bromat
Methode: DIN 38402 A45
Anzahl Labore: 34
Toleranzgrenzen: 0,0189 - 0,0410 mg/l (|Zu-Score| < 2,00)

Sollwert: 0,0289 mg/l (empirischer Wert)
Soll-STD: 0,0054 mg/l (Limited)
Rel.Soll STD: 18,79% (Limited)
Rel.Vergleichs-STD (VR, rel): 18,79%
Vergleichs-STD (VR): 0,0054 mg/l



ProLab 2009



Einzeldarstellung

| | | | |
|------------------|--|-------------------------------|--------------------------------|
| Probe: | E | Sollwert: | 0,0289 mg/l (empirischer Wert) |
| Parameter: | Bromat | Soll-STD: | 0,0054 mg/l (Limited) |
| Methode: | DIN 38402 A45 | Rel.Soll STD: | 18,79% (Limited) |
| Anzahl Labore: | 34 | Rel.Vergleichs-STD (VR, rel): | 18,79% |
| Toleranzgrenzen: | 0,0189 - 0,0410 mg/l (Zu-Score < 2,00) | Vergleichs-STD (VR): | 0,0054 mg/l |

| Laborcode | GH | STD | Z-Score | GH 1 | GH 2 | GH 3 | GH 4 |
|-----------|--------|-----|---------|--------|------|------|------|
| 114 | 0,0250 | | -0,7844 | 0,0250 | | | |
| 121 | 0,0270 | | -0,3857 | 0,0270 | | | |
| 123 | 0,0320 | | 0,5063 | 0,0320 | | | |
| 124 | 0,0335 | | 0,7542 | 0,0335 | | | |
| 125 | 0,0306 | | 0,2750 | 0,0306 | | | |
| 128 | 0,0287 | | -0,0469 | 0,0287 | | | |
| 129 | 0,0174 | | -2,2992 | 0,0174 | | | |
| 13 | 0,0220 | | -1,3823 | 0,0220 | | | |
| 131 | 0,0304 | | 0,2420 | 0,0304 | | | |
| 133 | 0,0320 | | 0,5063 | 0,0320 | | | |
| 136 | 0,0290 | | 0,0107 | 0,0290 | | | |
| 138 | 0,0244 | | -0,9039 | 0,0244 | | | |
| 144 | 0,0343 | | 0,8863 | 0,0343 | | | |
| 145 | 0,0370 | | 1,3324 | 0,0370 | | | |
| 146 | 0,0280 | | -0,1864 | 0,0280 | | | |
| 147 | 0,0323 | | 0,5559 | 0,0323 | | | |
| 148 | 0,0200 | | -1,7809 | 0,0200 | | | |
| 154 | 0,0280 | | -0,1864 | 0,0280 | | | |
| 159 | 0,0322 | | 0,5394 | 0,0322 | | | |
| 16 | 0,0340 | | 0,8368 | 0,0340 | | | |
| 189 | 0,0245 | | -0,8840 | 0,0245 | | | |
| 19 | 0,0276 | | -0,2661 | 0,0276 | | | |
| 199 | 0,0319 | | 0,4898 | 0,0319 | | | |
| 3 | 0,0262 | | -0,5452 | 0,0262 | | | |
| 47 | 0,0280 | | -0,1864 | 0,0280 | | | |
| 48 | 0,0300 | | 0,1759 | 0,0300 | | | |
| 49 | 0,0926 | | 10,5184 | 0,0926 | | | |
| 54 | 0,0289 | | -0,0070 | 0,0289 | | | |
| 59 | 0,0280 | | -0,1864 | 0,0280 | | | |
| 68 | 0,0670 | | 6,2889 | 0,0670 | | | |
| 73 | 0,0380 | | 1,4976 | 0,0380 | | | |
| 76 | 0,0280 | | -0,1864 | 0,0280 | | | |
| 78 | 0,0207 | | -1,6514 | 0,0207 | | | |
| 84 | 0,0330 | | 0,6716 | 0,0330 | | | |



Einzeldarstellung

Probe: E

Parameter: Chlorid

Methode: DIN 38402 A45

Anzahl Labore: 77

Toleranzgrenzen: 70,7864 - 86,4949 mg/l (|Zu-Score| < 2,00)

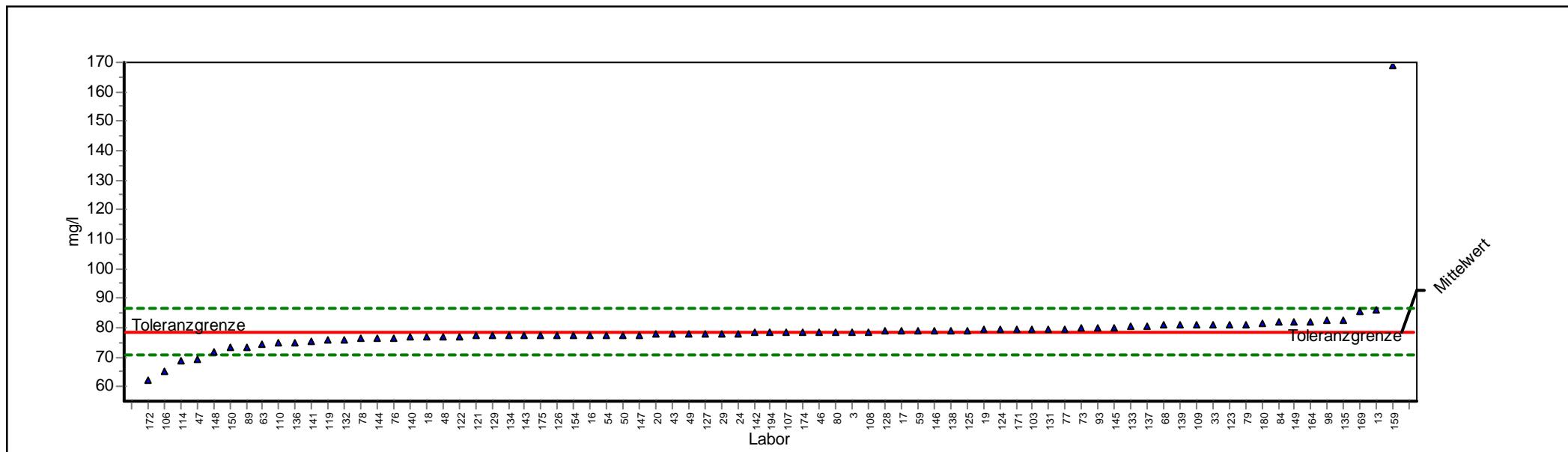
Sollwert: 78,4443 mg/l (empirischer Wert)

Soll-STD: 3,9222 mg/l (Limited)

Rel.Soll STD: 5,00% (Limited)

Rel.Vergleichs-STD (VR, rel): 3,28%

Vergleichs-STD (VR): 2,5750 mg/l



ProLab 2009



Einzeldarstellung

| | | | |
|------------------|--|-------------------------------|--------------------------------|
| Probe: | E | Sollwert: | 78,444 mg/l (empirischer Wert) |
| Parameter: | Chlorid | Soll-STD: | 3,922 mg/l (Limited) |
| Methode: | DIN 38402 A45 | Rel.Soll STD: | 5,00% (Limited) |
| Anzahl Labore: | 77 | Rel.Vergleichs-STD (VR, rel): | 3,28% |
| Toleranzgrenzen: | 70,786 - 86,495 mg/l (Zu-Score < 2,00) | Vergleichs-STD (VR): | 2,575 mg/l |

| Laborcode | GH | STD | Z-Score | GH 1 | GH 2 | GH 3 | GH 4 |
|-----------|---------|-----|---------|---------|------|------|------|
| 103 | 79,400 | | 0,237 | 79,400 | | | |
| 106 | 65,400 | | -3,407 | 65,400 | | | |
| 107 | 78,300 | | -0,038 | 78,300 | | | |
| 108 | 78,610 | | 0,041 | 78,610 | | | |
| 109 | 80,800 | | 0,585 | 80,800 | | | |
| 110 | 74,800 | | -0,952 | 74,800 | | | |
| 114 | 68,700 | | -2,545 | 68,700 | | | |
| 119 | 75,870 | | -0,672 | 75,870 | | | |
| 121 | 77,200 | | -0,325 | 77,200 | | | |
| 122 | 77,030 | | -0,369 | 77,030 | | | |
| 123 | 81,000 | | 0,635 | 81,000 | | | |
| 124 | 79,370 | | 0,230 | 79,370 | | | |
| 125 | 79,110 | | 0,165 | 79,110 | | | |
| 126 | 77,470 | | -0,254 | 77,470 | | | |
| 127 | 77,980 | | -0,121 | 77,980 | | | |
| 128 | 78,770 | | 0,081 | 78,770 | | | |
| 129 | 77,200 | | -0,325 | 77,200 | | | |
| 13 | 85,900 | | 1,852 | 85,900 | | | |
| 131 | 79,500 | | 0,262 | 79,500 | | | |
| 132 | 76,000 | | -0,638 | 76,000 | | | |
| 133 | 80,300 | | 0,461 | 80,300 | | | |
| 134 | 77,300 | | -0,299 | 77,300 | | | |
| 135 | 82,500 | | 1,008 | 82,500 | | | |
| 136 | 75,000 | | -0,900 | 75,000 | | | |
| 137 | 80,600 | | 0,536 | 80,600 | | | |
| 138 | 79,100 | | 0,163 | 79,100 | | | |
| 139 | 80,760 | | 0,575 | 80,760 | | | |
| 140 | 76,820 | | -0,424 | 76,820 | | | |
| 141 | 75,550 | | -0,756 | 75,550 | | | |
| 142 | 78,200 | | -0,064 | 78,200 | | | |
| 143 | 77,300 | | -0,299 | 77,300 | | | |
| 144 | 76,500 | | -0,508 | 76,500 | | | |
| 145 | 80,100 | | 0,411 | 80,100 | | | |
| 146 | 78,919 | | 0,118 | 78,919 | | | |
| 147 | 77,630 | | -0,213 | 77,630 | | | |
| 148 | 71,654 | | -1,773 | 71,654 | | | |
| 149 | 81,940 | | 0,868 | 81,940 | | | |
| 150 | 73,500 | | -1,291 | 73,500 | | | |
| 154 | 77,500 | | -0,247 | 77,500 | | | |
| 159 | 169,000 | | 22,497 | 169,000 | | | |
| 16 | 77,540 | | -0,236 | 77,540 | | | |
| 164 | 82,125 | | 0,914 | 82,125 | | | |



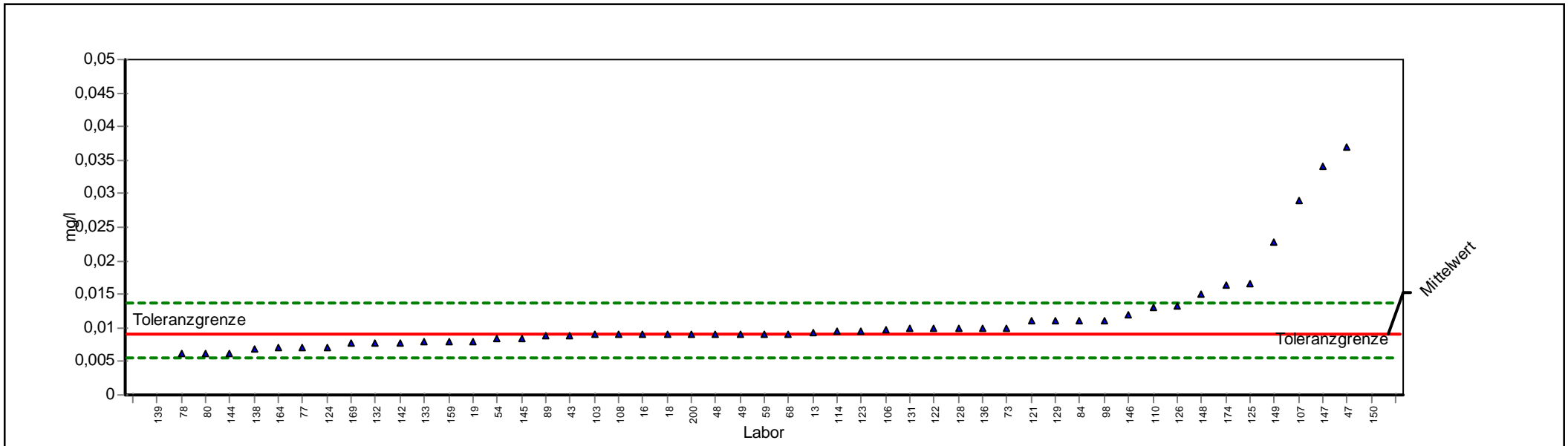
| | | | |
|-----|--------|--------|--------|
| 169 | 85,700 | 1,803 | 85,700 |
| 17 | 78,830 | 0,096 | 78,830 |
| 171 | 79,390 | 0,235 | 79,390 |
| 172 | 62,000 | -4,295 | 62,000 |
| 174 | 78,400 | -0,012 | 78,400 |
| 175 | 77,400 | -0,273 | 77,400 |
| 18 | 77,000 | -0,377 | 77,000 |
| 180 | 81,480 | 0,754 | 81,480 |
| 19 | 79,300 | 0,213 | 79,300 |
| 194 | 78,200 | -0,064 | 78,200 |
| 20 | 77,700 | -0,194 | 77,700 |
| 24 | 78,100 | -0,090 | 78,100 |
| 29 | 78,000 | -0,116 | 78,000 |
| 3 | 78,600 | 0,039 | 78,600 |
| 33 | 80,800 | 0,585 | 80,800 |
| 43 | 77,800 | -0,168 | 77,800 |
| 46 | 78,400 | -0,012 | 78,400 |
| 47 | 69,000 | -2,467 | 69,000 |
| 48 | 77,000 | -0,377 | 77,000 |
| 49 | 77,800 | -0,168 | 77,800 |
| 50 | 77,600 | -0,221 | 77,600 |
| 54 | 77,560 | -0,231 | 77,560 |
| 59 | 78,900 | 0,113 | 78,900 |
| 63 | 74,500 | -1,030 | 74,500 |
| 68 | 80,750 | 0,573 | 80,750 |
| 73 | 80,000 | 0,386 | 80,000 |
| 76 | 76,500 | -0,508 | 76,500 |
| 77 | 79,600 | 0,287 | 79,600 |
| 78 | 76,300 | -0,560 | 76,300 |
| 79 | 81,000 | 0,635 | 81,000 |
| 80 | 78,520 | 0,019 | 78,520 |
| 84 | 81,900 | 0,858 | 81,900 |
| 89 | 73,500 | -1,291 | 73,500 |
| 93 | 80,000 | 0,386 | 80,000 |
| 98 | 82,439 | 0,992 | 82,439 |



Einzeldarstellung

Probe: E
Parameter: Cyanid
Methode: DIN 38402 A45
Anzahl Labore: 49
Toleranzgrenzen: 0,005 - 0,014 mg/l (|Zu-Score| < 2,00)

Sollwert: 0,009 mg/l (empirischer Wert)
Soll-STD: 0,002 mg/l (Limited)
Rel.Soll STD: 21,84% (Limited)
Rel.Vergleichs-STD (VR, rel): 21,84%
Vergleichs-STD (VR): 0,002 mg/l



ProLab 2009



Einzeldarstellung

| | | | |
|------------------|--|-------------------------------|---------------------------------|
| Probe: | E | Sollwert: | 0,00914 mg/l (empirischer Wert) |
| Parameter: | Cyanid | Soll-STD: | 0,00199 mg/l (Limited) |
| Methode: | DIN 38402 A45 | Rel.Soll STD: | 21,84% (Limited) |
| Anzahl Labore: | 49 | Rel.Vergleichs-STD (VR, rel): | 21,84% |
| Toleranzgrenzen: | 0,00549 - 0,01367 mg/l (Zu-Score < 2,00) | Vergleichs-STD (VR): | 0,00199 mg/l |

| Laborcode | GH | STD | Z-Score | GH 1 | GH 2 | GH 3 | GH 4 |
|-----------|---------|------------|----------|---------|------|------|------|
| 103 | 0,00900 | | -0,07483 | 0,00900 | | | |
| 106 | 0,00980 | | 0,29300 | 0,00980 | | | |
| 107 | 0,02900 | | 8,76927 | 0,02900 | | | |
| 108 | 0,00900 | | -0,07483 | 0,00900 | | | |
| 110 | 0,01300 | | 1,70571 | 0,01300 | | | |
| 114 | 0,00950 | | 0,16056 | 0,00950 | | | |
| 121 | 0,01100 | | 0,82277 | 0,01100 | | | |
| 122 | 0,01000 | | 0,38130 | 0,01000 | | | |
| 123 | 0,00960 | | 0,20471 | 0,00960 | | | |
| 124 | 0,00710 | | -1,11801 | 0,00710 | | | |
| 125 | 0,01650 | | 3,25087 | 0,01650 | | | |
| 126 | 0,01320 | | 1,79401 | 0,01320 | | | |
| 128 | 0,01000 | | 0,38130 | 0,01000 | | | |
| 129 | 0,01100 | | 0,82277 | 0,01100 | | | |
| 13 | 0,00920 | | 0,02812 | 0,00920 | | | |
| 131 | 0,00990 | | 0,33715 | 0,00990 | | | |
| 132 | 0,00777 | | -0,75015 | 0,00777 | | | |
| 133 | 0,00800 | | -0,62387 | 0,00800 | | | |
| 136 | 0,01000 | | 0,38130 | 0,01000 | | | |
| 138 | 0,00680 | | -1,28272 | 0,00680 | | | |
| 139 | | | | | | | |
| 142 | 0,00780 | | -0,73368 | 0,00780 | | | |
| 144 | 0,00620 | | -1,61214 | 0,00620 | | | |
| 145 | 0,00842 | | -0,39328 | 0,00842 | | | |
| 146 | 0,01190 | | 1,22010 | 0,01190 | | | |
| 147 | 0,03400 | | 10,97662 | 0,03400 | | | |
| 148 | 0,01500 | | 2,58866 | 0,01500 | | | |
| 149 | 0,02280 | | 6,03214 | 0,02280 | | | |
| 150 | 6,96000 | 3068,61110 | | 6,96000 | | | |
| 159 | 0,00800 | | -0,62387 | 0,00800 | | | |
| 16 | 0,00900 | | -0,07483 | 0,00900 | | | |
| 164 | 0,00700 | | -1,17291 | 0,00700 | | | |
| 169 | 0,00770 | | -0,78858 | 0,00770 | | | |
| 174 | 0,01630 | | 3,16257 | 0,01630 | | | |
| 18 | 0,00900 | | -0,07483 | 0,00900 | | | |
| 19 | 0,00800 | | -0,62387 | 0,00800 | | | |
| 200 | 0,00900 | | -0,07483 | 0,00900 | | | |
| 43 | 0,00890 | | -0,12974 | 0,00890 | | | |
| 47 | 0,03700 | | 12,30104 | 0,03700 | | | |
| 48 | 0,00900 | | -0,07483 | 0,00900 | | | |
| 49 | 0,00900 | | -0,07483 | 0,00900 | | | |
| 54 | 0,00830 | | -0,45916 | 0,00830 | | | |



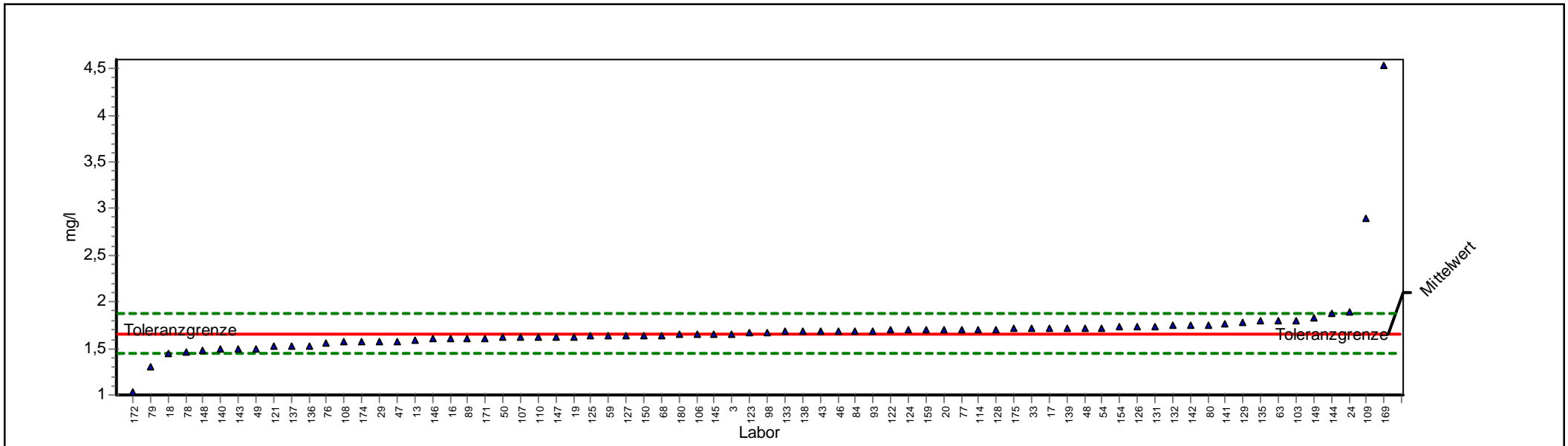
| | | | |
|----|---------|----------|---------|
| 59 | 0,00900 | -0,07483 | 0,00900 |
| 68 | 0,00900 | -0,07483 | 0,00900 |
| 73 | 0,01000 | 0,38130 | 0,01000 |
| 77 | 0,00700 | -1,17291 | 0,00700 |
| 78 | 0,00610 | -1,66705 | 0,00610 |
| 80 | 0,00610 | -1,66705 | 0,00610 |
| 84 | 0,01100 | 0,82277 | 0,01100 |
| 89 | 0,00887 | -0,14621 | 0,00887 |
| 98 | 0,01100 | 0,82277 | 0,01100 |



Einzeldarstellung

Probe: E
Parameter: Fluorid
Methode: DIN 38402 A45
Anzahl Labore: 72
Toleranzgrenzen: 1,45003 - 1,87711 mg/l (|Zu-Score| < 2,00)

Sollwert: 1,65671 mg/l (empirischer Wert)
Soll-STD: 0,10655 mg/l (Limited)
Rel.Soll STD: 6,43% (Limited)
Rel.Vergleichs-STD (VR, rel): 6,43%
Vergleichs-STD (VR): 0,10655 mg/l



ProLab 2009



Einzeldarstellung

| | | | |
|------------------|--|-------------------------------|-------------------------------|
| Probe: | E | Sollwert: | 1,657 mg/l (empirischer Wert) |
| Parameter: | Fluorid | Soll-STD: | 0,107 mg/l (Limited) |
| Methode: | DIN 38402 A45 | Rel.Soll STD: | 6,43% (Limited) |
| Anzahl Labore: | 72 | Rel.Vergleichs-STD (VR, rel): | 6,43% |
| Toleranzgrenzen: | 1,450 - 1,877 mg/l (Zu-Score < 2,00) | Vergleichs-STD (VR): | 0,107 mg/l |

| Laborcode | GH | STD | Z-Score | GH 1 | GH 2 | GH 3 | GH 4 |
|-----------|-------|-----|---------|-------|------|------|------|
| 103 | 1,797 | | 1,273 | 1,797 | | | |
| 106 | 1,660 | | 0,030 | 1,660 | | | |
| 107 | 1,620 | | -0,355 | 1,620 | | | |
| 108 | 1,570 | | -0,839 | 1,570 | | | |
| 109 | 2,900 | | 11,282 | 2,900 | | | |
| 110 | 1,620 | | -0,355 | 1,620 | | | |
| 114 | 1,703 | | 0,420 | 1,703 | | | |
| 121 | 1,520 | | -1,323 | 1,520 | | | |
| 122 | 1,695 | | 0,347 | 1,695 | | | |
| 123 | 1,670 | | 0,121 | 1,670 | | | |
| 124 | 1,696 | | 0,357 | 1,696 | | | |
| 125 | 1,630 | | -0,258 | 1,630 | | | |
| 126 | 1,730 | | 0,665 | 1,730 | | | |
| 127 | 1,640 | | -0,162 | 1,640 | | | |
| 128 | 1,706 | | 0,447 | 1,706 | | | |
| 129 | 1,785 | | 1,164 | 1,785 | | | |
| 13 | 1,590 | | -0,646 | 1,590 | | | |
| 131 | 1,740 | | 0,756 | 1,740 | | | |
| 132 | 1,750 | | 0,847 | 1,750 | | | |
| 133 | 1,680 | | 0,211 | 1,680 | | | |
| 135 | 1,790 | | 1,210 | 1,790 | | | |
| 136 | 1,530 | | -1,226 | 1,530 | | | |
| 137 | 1,520 | | -1,323 | 1,520 | | | |
| 138 | 1,680 | | 0,211 | 1,680 | | | |
| 139 | 1,720 | | 0,574 | 1,720 | | | |
| 140 | 1,500 | | -1,516 | 1,500 | | | |
| 141 | 1,760 | | 0,937 | 1,760 | | | |
| 142 | 1,750 | | 0,847 | 1,750 | | | |
| 143 | 1,500 | | -1,516 | 1,500 | | | |
| 144 | 1,872 | | 1,954 | 1,872 | | | |
| 145 | 1,660 | | 0,030 | 1,660 | | | |
| 146 | 1,599 | | -0,563 | 1,599 | | | |
| 147 | 1,622 | | -0,336 | 1,622 | | | |
| 148 | 1,484 | | -1,671 | 1,484 | | | |
| 149 | 1,830 | | 1,573 | 1,830 | | | |
| 150 | 1,640 | | -0,162 | 1,640 | | | |
| 154 | 1,725 | | 0,620 | 1,725 | | | |
| 159 | 1,700 | | 0,393 | 1,700 | | | |
| 16 | 1,600 | | -0,549 | 1,600 | | | |
| 169 | 4,530 | | 26,073 | 4,530 | | | |
| 17 | 1,714 | | 0,520 | 1,714 | | | |
| 171 | 1,610 | | -0,452 | 1,610 | | | |



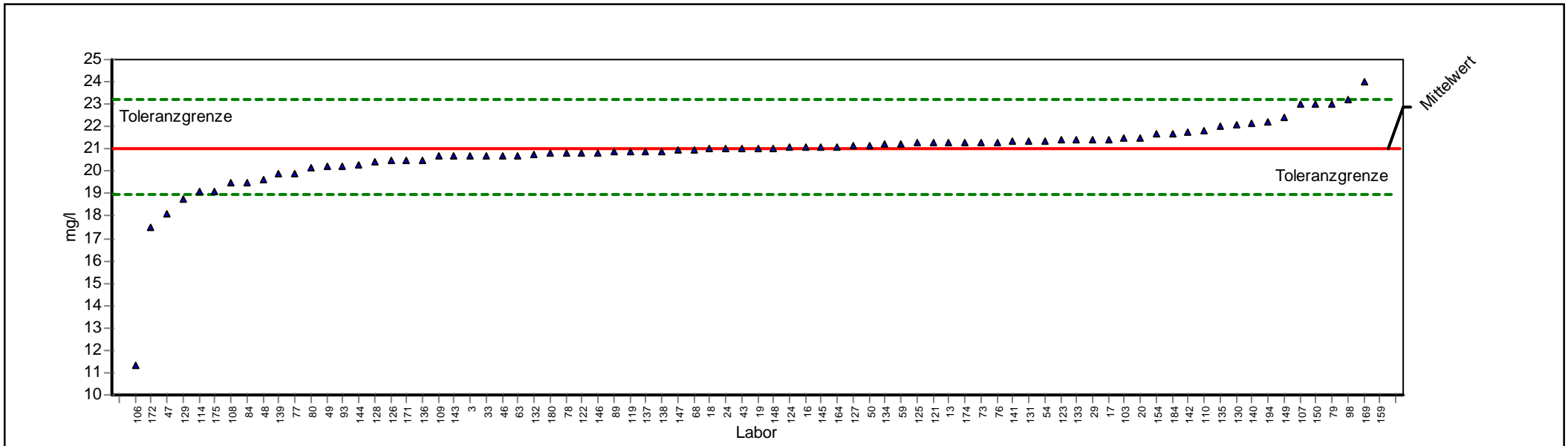
| | | | |
|-----|-------|--------|-------|
| 172 | 1,030 | -6,065 | 1,030 |
| 174 | 1,580 | -0,742 | 1,580 |
| 175 | 1,710 | 0,484 | 1,710 |
| 18 | 1,450 | -2,000 | 1,450 |
| 180 | 1,650 | -0,065 | 1,650 |
| 19 | 1,623 | -0,326 | 1,623 |
| 20 | 1,700 | 0,393 | 1,700 |
| 24 | 1,900 | 2,208 | 1,900 |
| 29 | 1,580 | -0,742 | 1,580 |
| 3 | 1,660 | 0,030 | 1,660 |
| 33 | 1,710 | 0,484 | 1,710 |
| 43 | 1,680 | 0,211 | 1,680 |
| 46 | 1,680 | 0,211 | 1,680 |
| 47 | 1,580 | -0,742 | 1,580 |
| 48 | 1,720 | 0,574 | 1,720 |
| 49 | 1,500 | -1,516 | 1,500 |
| 50 | 1,615 | -0,404 | 1,615 |
| 54 | 1,720 | 0,574 | 1,720 |
| 59 | 1,631 | -0,249 | 1,631 |
| 63 | 1,790 | 1,210 | 1,790 |
| 68 | 1,640 | -0,162 | 1,640 |
| 76 | 1,560 | -0,936 | 1,560 |
| 77 | 1,700 | 0,393 | 1,700 |
| 78 | 1,457 | -1,933 | 1,457 |
| 79 | 1,310 | -3,355 | 1,310 |
| 80 | 1,756 | 0,901 | 1,756 |
| 84 | 1,680 | 0,211 | 1,680 |
| 89 | 1,600 | -0,549 | 1,600 |
| 93 | 1,690 | 0,302 | 1,690 |
| 98 | 1,672 | 0,139 | 1,672 |



Einzeldarstellung

Probe: E
 Parameter: Nitrat
 Methode: DIN 38402 A45
 Anzahl Labore: 79
 Toleranzgrenzen: 18,975 - 23,186 mg/l (|Zu-Score| < 2,00)

Sollwert: 21,028 mg/l (empirischer Wert)
 Soll-STD: 1,051 mg/l (Limited)
 Rel.Soll STD: 5,00% (Limited)
 Rel.Vergleichs-STD (VR, rel): 3,79%
 Vergleichs-STD (VR): 0,797 mg/l



ProLab 2009



Einzeldarstellung

| | | | |
|------------------|--|-------------------------------|--------------------------------|
| Probe: | E | Sollwert: | 21,028 mg/l (empirischer Wert) |
| Parameter: | Nitrat | Soll-STD: | 1,051 mg/l (Limited) |
| Methode: | DIN 38402 A45 | Rel.Soll STD: | 5,00% (Limited) |
| Anzahl Labore: | 79 | Rel.Vergleichs-STD (VR, rel): | 3,79% |
| Toleranzgrenzen: | 18,975 - 23,186 mg/l (Zu-Score < 2,00) | Vergleichs-STD (VR): | 0,797 mg/l |

| Laborcode | GH | STD | Z-Score | GH 1 | GH 2 | GH 3 | GH 4 |
|-----------|---------|-----|---------|---------|------|------|------|
| 103 | 21,500 | | 0,437 | 21,500 | | | |
| 106 | 11,300 | | -9,478 | 11,300 | | | |
| 107 | 23,000 | | 1,827 | 23,000 | | | |
| 108 | 19,490 | | -1,499 | 19,490 | | | |
| 109 | 20,700 | | -0,320 | 20,700 | | | |
| 110 | 21,800 | | 0,715 | 21,800 | | | |
| 114 | 19,100 | | -1,879 | 19,100 | | | |
| 119 | 20,894 | | -0,131 | 20,894 | | | |
| 121 | 21,300 | | 0,252 | 21,300 | | | |
| 122 | 20,830 | | -0,193 | 20,830 | | | |
| 123 | 21,400 | | 0,344 | 21,400 | | | |
| 124 | 21,060 | | 0,029 | 21,060 | | | |
| 125 | 21,280 | | 0,233 | 21,280 | | | |
| 126 | 20,460 | | -0,554 | 20,460 | | | |
| 127 | 21,120 | | 0,085 | 21,120 | | | |
| 128 | 20,390 | | -0,622 | 20,390 | | | |
| 129 | 18,780 | | -2,190 | 18,780 | | | |
| 13 | 21,300 | | 0,252 | 21,300 | | | |
| 130 | 22,070 | | 0,965 | 22,070 | | | |
| 131 | 21,330 | | 0,280 | 21,330 | | | |
| 132 | 20,750 | | -0,271 | 20,750 | | | |
| 133 | 21,400 | | 0,344 | 21,400 | | | |
| 134 | 21,200 | | 0,159 | 21,200 | | | |
| 135 | 22,000 | | 0,901 | 22,000 | | | |
| 136 | 20,500 | | -0,515 | 20,500 | | | |
| 137 | 20,900 | | -0,125 | 20,900 | | | |
| 138 | 20,900 | | -0,125 | 20,900 | | | |
| 139 | 19,900 | | -1,099 | 19,900 | | | |
| 140 | 22,160 | | 1,049 | 22,160 | | | |
| 141 | 21,320 | | 0,270 | 21,320 | | | |
| 142 | 21,740 | | 0,660 | 21,740 | | | |
| 143 | 20,700 | | -0,320 | 20,700 | | | |
| 144 | 20,300 | | -0,710 | 20,300 | | | |
| 145 | 21,100 | | 0,066 | 21,100 | | | |
| 146 | 20,843 | | -0,181 | 20,843 | | | |
| 147 | 20,930 | | -0,096 | 20,930 | | | |
| 148 | 21,040 | | 0,011 | 21,040 | | | |
| 149 | 22,410 | | 1,281 | 22,410 | | | |
| 150 | 23,000 | | 1,827 | 23,000 | | | |
| 154 | 21,700 | | 0,623 | 21,700 | | | |
| 159 | 103,000 | | 75,968 | 103,000 | | | |
| 16 | 21,090 | | 0,057 | 21,090 | | | |



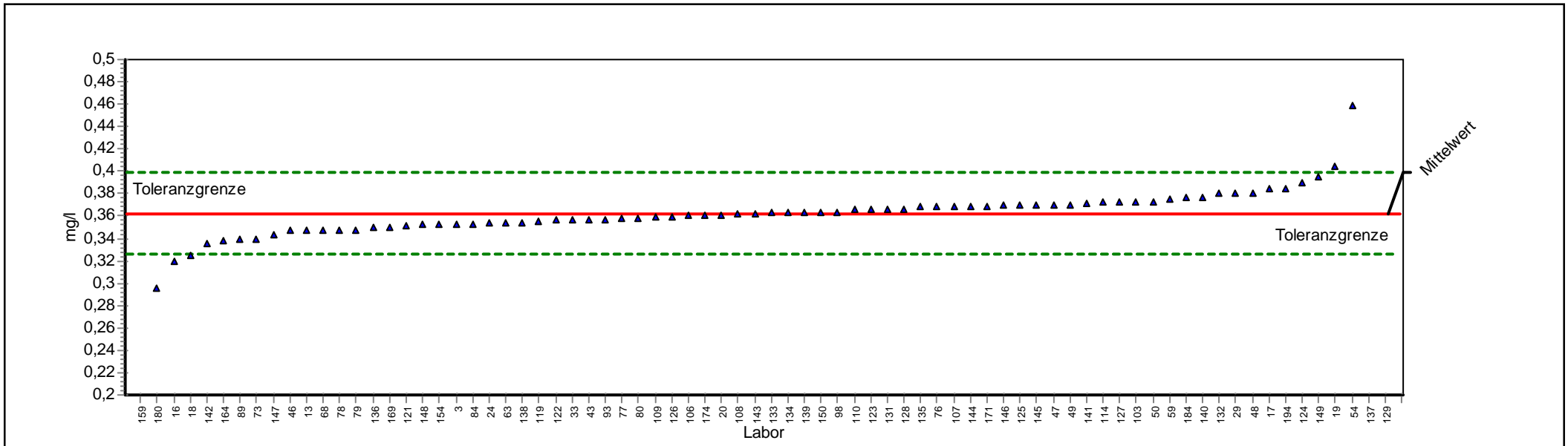
| | | | |
|-----|--------|--------|--------|
| 164 | 21,110 | 0,076 | 21,110 |
| 169 | 24,000 | 2,754 | 24,000 |
| 17 | 21,410 | 0,354 | 21,410 |
| 171 | 20,470 | -0,544 | 20,470 |
| 172 | 17,500 | -3,437 | 17,500 |
| 174 | 21,300 | 0,252 | 21,300 |
| 175 | 19,100 | -1,879 | 19,100 |
| 18 | 21,000 | -0,028 | 21,000 |
| 180 | 20,820 | -0,203 | 20,820 |
| 184 | 21,700 | 0,623 | 21,700 |
| 19 | 21,020 | -0,008 | 21,020 |
| 194 | 22,200 | 1,086 | 22,200 |
| 20 | 21,500 | 0,437 | 21,500 |
| 24 | 21,000 | -0,028 | 21,000 |
| 29 | 21,400 | 0,344 | 21,400 |
| 3 | 20,700 | -0,320 | 20,700 |
| 33 | 20,700 | -0,320 | 20,700 |
| 43 | 21,000 | -0,028 | 21,000 |
| 46 | 20,700 | -0,320 | 20,700 |
| 47 | 18,100 | -2,853 | 18,100 |
| 48 | 19,600 | -1,392 | 19,600 |
| 49 | 20,200 | -0,807 | 20,200 |
| 50 | 21,170 | 0,131 | 21,170 |
| 54 | 21,360 | 0,307 | 21,360 |
| 59 | 21,200 | 0,159 | 21,200 |
| 63 | 20,700 | -0,320 | 20,700 |
| 68 | 20,980 | -0,047 | 20,980 |
| 73 | 21,300 | 0,252 | 21,300 |
| 76 | 21,300 | 0,252 | 21,300 |
| 77 | 19,900 | -1,099 | 19,900 |
| 78 | 20,820 | -0,203 | 20,820 |
| 79 | 23,000 | 1,827 | 23,000 |
| 80 | 20,140 | -0,865 | 20,140 |
| 84 | 19,500 | -1,489 | 19,500 |
| 89 | 20,870 | -0,154 | 20,870 |
| 93 | 20,200 | -0,807 | 20,200 |
| 98 | 23,200 | 2,013 | 23,200 |



Einzeldarstellung

Probe: E
 Parameter: Nitrit
 Methode: DIN 38402 A45
 Anzahl Labore: 76
 Toleranzgrenzen: 0,326 - 0,399 mg/l (|Zu-Score| < 2,00)

Sollwert: 0,362 mg/l (empirischer Wert)
 Soll-STD: 0,018 mg/l (Limited)
 Rel.Soll STD: 5,00% (Limited)
 Rel.Vergleichs-STD (VR, rel): 4,56%
 Vergleichs-STD (VR): 0,017 mg/l



ProLab 2009



Einzeldarstellung

| | | | |
|------------------|--|-------------------------------|--------------------------------|
| Probe: | E | Sollwert: | 0,3617 mg/l (empirischer Wert) |
| Parameter: | Nitrit | Soll-STD: | 0,0181 mg/l (Limited) |
| Methode: | DIN 38402 A45 | Rel.Soll STD: | 5,00% (Limited) |
| Anzahl Labore: | 76 | Rel.Vergleichs-STD (VR, rel): | 4,56% |
| Toleranzgrenzen: | 0,3264 - 0,3988 mg/l (Zu-Score < 2,00) | Vergleichs-STD (VR): | 0,0165 mg/l |

| Laborcode | GH | STD | Z-Score | GH 1 | GH 2 | GH 3 | GH 4 |
|-----------|----------|-----|------------|----------|------|------|------|
| 103 | 0,3730 | | 0,6103 | 0,3730 | | | |
| 106 | 0,3610 | | -0,0382 | 0,3610 | | | |
| 107 | 0,3690 | | 0,3948 | 0,3690 | | | |
| 108 | 0,3620 | | 0,0176 | 0,3620 | | | |
| 109 | 0,3590 | | -0,1514 | 0,3590 | | | |
| 110 | 0,3660 | | 0,2331 | 0,3660 | | | |
| 114 | 0,3720 | | 0,5564 | 0,3720 | | | |
| 119 | 0,3553 | | -0,3610 | 0,3553 | | | |
| 121 | 0,3510 | | -0,6046 | 0,3510 | | | |
| 122 | 0,3564 | | -0,2987 | 0,3564 | | | |
| 123 | 0,3660 | | 0,2331 | 0,3660 | | | |
| 124 | 0,3900 | | 1,5263 | 0,3900 | | | |
| 125 | 0,3700 | | 0,4486 | 0,3700 | | | |
| 126 | 0,3590 | | -0,1514 | 0,3590 | | | |
| 127 | 0,3720 | | 0,5564 | 0,3720 | | | |
| 128 | 0,3663 | | 0,2493 | 0,3663 | | | |
| 129 | 318,5000 | | 17142,2063 | 318,5000 | | | |
| 13 | 0,3480 | | -0,7745 | 0,3480 | | | |
| 131 | 0,3660 | | 0,2331 | 0,3660 | | | |
| 132 | 0,3800 | | 0,9875 | 0,3800 | | | |
| 133 | 0,3630 | | 0,0715 | 0,3630 | | | |
| 134 | 0,3630 | | 0,0715 | 0,3630 | | | |
| 135 | 0,3680 | | 0,3409 | 0,3680 | | | |
| 136 | 0,3500 | | -0,6613 | 0,3500 | | | |
| 137 | 1,0300 | | 36,0113 | 1,0300 | | | |
| 138 | 0,3545 | | -0,4064 | 0,3545 | | | |
| 139 | 0,3630 | | 0,0715 | 0,3630 | | | |
| 140 | 0,3770 | | 0,8258 | 0,3770 | | | |
| 141 | 0,3714 | | 0,5241 | 0,3714 | | | |
| 142 | 0,3360 | | -1,4543 | 0,3360 | | | |
| 143 | 0,3620 | | 0,0176 | 0,3620 | | | |
| 144 | 0,3690 | | 0,3948 | 0,3690 | | | |
| 145 | 0,3700 | | 0,4486 | 0,3700 | | | |
| 146 | 0,3695 | | 0,4217 | 0,3695 | | | |
| 147 | 0,3428 | | -1,0691 | 0,3428 | | | |
| 148 | 0,3520 | | -0,5480 | 0,3520 | | | |
| 149 | 0,3950 | | 1,7957 | 0,3950 | | | |
| 150 | 0,3630 | | 0,0715 | 0,3630 | | | |
| 154 | 0,3520 | | -0,5480 | 0,3520 | | | |
| 159 | 0,1150 | | -13,9728 | 0,1150 | | | |
| 16 | 0,3200 | | -2,3606 | 0,3200 | | | |
| 164 | 0,3380 | | -1,3410 | 0,3380 | | | |



3/2011 A 1 - Anionen

| | | | |
|-----|--------|---------|--------|
| 169 | 0,3500 | -0,6613 | 0,3500 |
| 17 | 0,3840 | 1,2030 | 0,3840 |
| 171 | 0,3690 | 0,3948 | 0,3690 |
| 172 | | | |
| 174 | 0,3610 | -0,0382 | 0,3610 |
| 18 | 0,3250 | -2,0774 | 0,3250 |
| 180 | 0,2950 | -3,7767 | 0,2950 |
| 184 | 0,3760 | 0,7719 | 0,3760 |
| 19 | 0,4050 | 2,3345 | 0,4050 |
| 194 | 0,3840 | 1,2030 | 0,3840 |
| 20 | 0,3610 | -0,0382 | 0,3610 |
| 24 | 0,3540 | -0,4347 | 0,3540 |
| 29 | 0,3800 | 0,9875 | 0,3800 |
| 3 | 0,3530 | -0,4913 | 0,3530 |
| 33 | 0,3570 | -0,2647 | 0,3570 |
| 43 | 0,3570 | -0,2647 | 0,3570 |
| 46 | 0,3470 | -0,8312 | 0,3470 |
| 47 | 0,3700 | 0,4486 | 0,3700 |
| 48 | 0,3810 | 1,0414 | 0,3810 |
| 49 | 0,3700 | 0,4486 | 0,3700 |
| 50 | 0,3730 | 0,6103 | 0,3730 |
| 54 | 0,4590 | 5,2442 | 0,4590 |
| 59 | 0,3750 | 0,7181 | 0,3750 |
| 63 | 0,3540 | -0,4347 | 0,3540 |
| 68 | 0,3480 | -0,7745 | 0,3480 |
| 73 | 0,3400 | -1,2277 | 0,3400 |
| 76 | 0,3680 | 0,3409 | 0,3680 |
| 77 | 0,3580 | -0,2081 | 0,3580 |
| 78 | 0,3480 | -0,7745 | 0,3480 |
| 79 | 0,3480 | -0,7745 | 0,3480 |
| 80 | 0,3580 | -0,2081 | 0,3580 |
| 84 | 0,3530 | -0,4913 | 0,3530 |
| 89 | 0,3390 | -1,2843 | 0,3390 |
| 93 | 0,3570 | -0,2647 | 0,3570 |
| 98 | 0,3632 | 0,0822 | 0,3632 |



Einzeldarstellung

Probe: E

Parameter: Phosphor

Methode: DIN 38402 A45

Anzahl Labore: 71

Toleranzgrenzen: 0,326 - 0,591 mg/l (|Zu-Score| < 2,00)

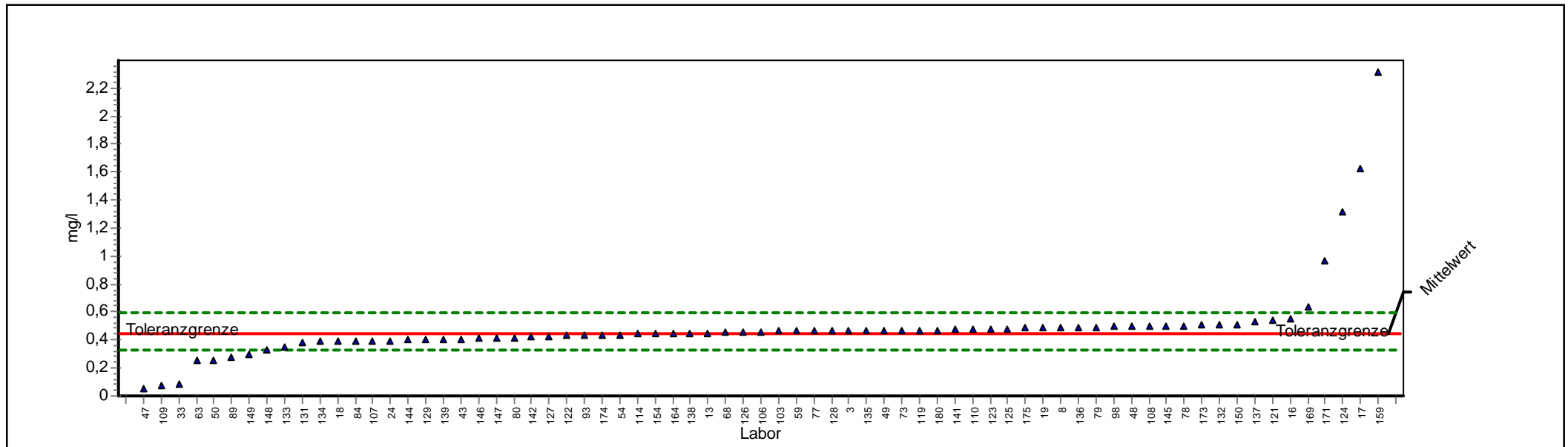
Sollwert: 0,449 mg/l (empirischer Wert)

Soll-STD: 0,066 mg/l (Limited)

Rel.Soll STD: 14,63% (Limited)

Rel.Vergleichs-STD (VR, rel): 14,63%

Vergleichs-STD (VR): 0,066 mg/l



ProLab 2009



Einzeldarstellung

| | | | |
|------------------|--|-------------------------------|-------------------------------|
| Probe: | E | Sollwert: | 0,449 mg/l (empirischer Wert) |
| Parameter: | Phosphor | Soll-STD: | 0,066 mg/l (Limited) |
| Methode: | DIN 38402 A45 | Rel.Soll STD: | 14,63% (Limited) |
| Anzahl Labore: | 71 | Rel.Vergleichs-STD (VR, rel): | 14,63% |
| Toleranzgrenzen: | 0,326 - 0,591 mg/l (Zu-Score < 2,00) | Vergleichs-STD (VR): | 0,066 mg/l |

| Laborcode | GH | STD | Z-Score | GH 1 | GH 2 | GH 3 | GH 4 |
|-----------|-------|-----|---------|-------|------|------|------|
| 103 | 0,462 | | 0,187 | 0,462 | | | |
| 106 | 0,460 | | 0,158 | 0,460 | | | |
| 107 | 0,394 | | -0,890 | 0,394 | | | |
| 108 | 0,500 | | 0,720 | 0,500 | | | |
| 109 | 0,079 | | -6,012 | 0,079 | | | |
| 110 | 0,480 | | 0,439 | 0,480 | | | |
| 114 | 0,445 | | -0,061 | 0,445 | | | |
| 119 | 0,471 | | 0,307 | 0,471 | | | |
| 121 | 0,539 | | 1,268 | 0,539 | | | |
| 122 | 0,431 | | -0,288 | 0,431 | | | |
| 123 | 0,480 | | 0,439 | 0,480 | | | |
| 124 | 1,314 | | 12,157 | 1,314 | | | |
| 125 | 0,480 | | 0,439 | 0,480 | | | |
| 126 | 0,457 | | 0,116 | 0,457 | | | |
| 127 | 0,430 | | -0,304 | 0,430 | | | |
| 128 | 0,468 | | 0,271 | 0,468 | | | |
| 129 | 0,399 | | -0,804 | 0,399 | | | |
| 13 | 0,451 | | 0,032 | 0,451 | | | |
| 131 | 0,382 | | -1,085 | 0,382 | | | |
| 132 | 0,510 | | 0,861 | 0,510 | | | |
| 133 | 0,347 | | -1,654 | 0,347 | | | |
| 134 | 0,389 | | -0,971 | 0,389 | | | |
| 135 | 0,470 | | 0,299 | 0,470 | | | |
| 136 | 0,490 | | 0,580 | 0,490 | | | |
| 137 | 0,526 | | 1,086 | 0,526 | | | |
| 138 | 0,450 | | 0,018 | 0,450 | | | |
| 139 | 0,400 | | -0,792 | 0,400 | | | |
| 141 | 0,475 | | 0,365 | 0,475 | | | |
| 142 | 0,428 | | -0,337 | 0,428 | | | |
| 144 | 0,399 | | -0,808 | 0,399 | | | |
| 145 | 0,500 | | 0,720 | 0,500 | | | |
| 146 | 0,412 | | -0,591 | 0,412 | | | |
| 147 | 0,415 | | -0,548 | 0,415 | | | |
| 148 | 0,330 | | -1,930 | 0,330 | | | |
| 149 | 0,301 | | -2,402 | 0,301 | | | |
| 150 | 0,514 | | 0,917 | 0,514 | | | |
| 154 | 0,445 | | -0,061 | 0,445 | | | |
| 159 | 2,320 | | 26,291 | 2,320 | | | |
| 16 | 0,550 | | 1,423 | 0,550 | | | |
| 164 | 0,447 | | -0,028 | 0,447 | | | |
| 169 | 0,640 | | 2,687 | 0,640 | | | |
| 17 | 1,620 | | 16,456 | 1,620 | | | |



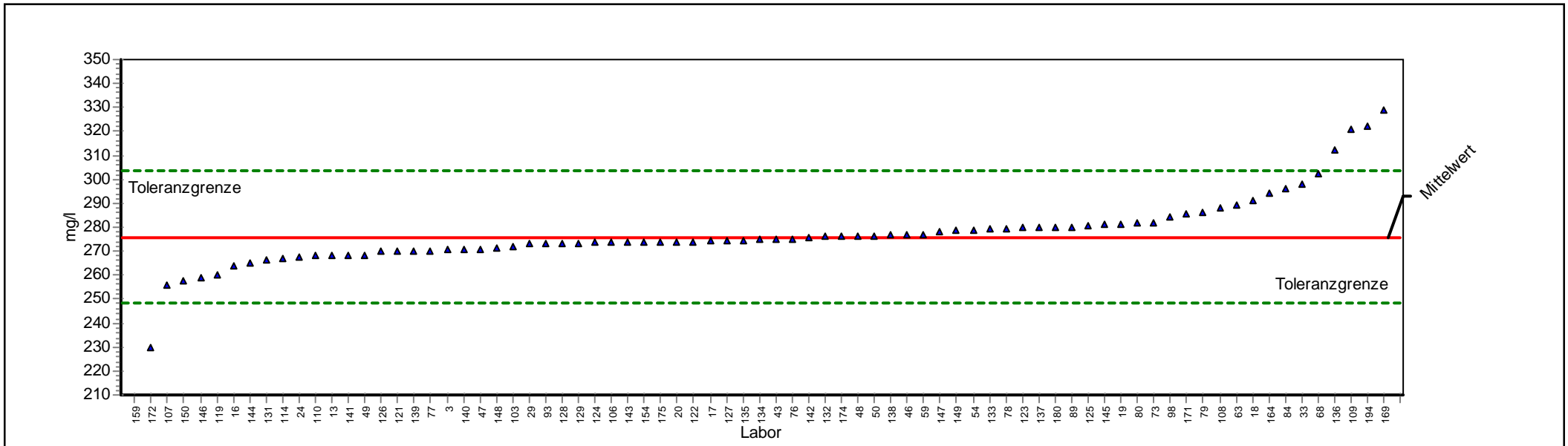
| | | | |
|-----|-------|--------|-------|
| 171 | 0,970 | 7,324 | 0,970 |
| 173 | 0,505 | 0,791 | 0,505 |
| 174 | 0,439 | -0,158 | 0,439 |
| 175 | 0,486 | 0,524 | 0,486 |
| 18 | 0,390 | -0,955 | 0,390 |
| 180 | 0,472 | 0,327 | 0,472 |
| 19 | 0,487 | 0,538 | 0,487 |
| 24 | 0,396 | -0,857 | 0,396 |
| 3 | 0,469 | 0,285 | 0,469 |
| 33 | 0,082 | -5,963 | 0,082 |
| 43 | 0,403 | -0,743 | 0,403 |
| 47 | 0,054 | -6,418 | 0,054 |
| 48 | 0,498 | 0,692 | 0,498 |
| 49 | 0,470 | 0,299 | 0,470 |
| 50 | 0,254 | -3,166 | 0,254 |
| 54 | 0,440 | -0,142 | 0,440 |
| 59 | 0,462 | 0,187 | 0,462 |
| 63 | 0,253 | -3,182 | 0,253 |
| 68 | 0,455 | 0,088 | 0,455 |
| 73 | 0,470 | 0,299 | 0,470 |
| 77 | 0,464 | 0,215 | 0,464 |
| 78 | 0,500 | 0,720 | 0,500 |
| 79 | 0,490 | 0,580 | 0,490 |
| 8 | 0,489 | 0,570 | 0,489 |
| 80 | 0,418 | -0,500 | 0,418 |
| 84 | 0,390 | -0,955 | 0,390 |
| 89 | 0,273 | -2,857 | 0,273 |
| 93 | 0,433 | -0,256 | 0,433 |
| 98 | 0,497 | 0,678 | 0,497 |



Einzeldarstellung

Probe: E
Parameter: Sulfat
Methode: DIN 38402 A45
Anzahl Labore: 77
Toleranzgrenzen: 248,572 - 303,734 mg/l (|Zu-Score| < 2,00)

Sollwert: 275,464 mg/l (empirischer Wert)
Soll-STD: 13,773 mg/l (Limited)
Rel.Soll STD: 5,00% (Limited)
Rel.Vergleichs-STD (VR, rel): 3,26%
Vergleichs-STD (VR): 8,986 mg/l



ProLab 2009



Einzeldarstellung

| | | | |
|------------------|--|-------------------------------|---------------------------------|
| Probe: | E | Sollwert: | 275,464 mg/l (empirischer Wert) |
| Parameter: | Sulfat | Soll-STD: | 13,773 mg/l (Limited) |
| Methode: | DIN 38402 A45 | Rel.Soll STD: | 5,00% (Limited) |
| Anzahl Labore: | 77 | Rel.Vergleichs-STD (VR, rel): | 3,26% |
| Toleranzgrenzen: | 248,572 - 303,734 mg/l (Zu-Score < 2,00) | Vergleichs-STD (VR): | 8,986 mg/l |

| Laborcode | GH | STD | Z-Score | GH 1 | GH 2 | GH 3 | GH 4 |
|-----------|---------|-----|---------|---------|------|------|------|
| 103 | 272,100 | | -0,250 | 272,100 | | | |
| 106 | 274,000 | | -0,109 | 274,000 | | | |
| 107 | 256,000 | | -1,448 | 256,000 | | | |
| 108 | 288,100 | | 0,894 | 288,100 | | | |
| 109 | 321,000 | | 3,222 | 321,000 | | | |
| 110 | 268,000 | | -0,555 | 268,000 | | | |
| 114 | 266,700 | | -0,652 | 266,700 | | | |
| 119 | 260,375 | | -1,122 | 260,375 | | | |
| 121 | 270,000 | | -0,406 | 270,000 | | | |
| 122 | 274,100 | | -0,101 | 274,100 | | | |
| 123 | 280,000 | | 0,321 | 280,000 | | | |
| 124 | 273,600 | | -0,139 | 273,600 | | | |
| 125 | 280,700 | | 0,370 | 280,700 | | | |
| 126 | 269,800 | | -0,421 | 269,800 | | | |
| 127 | 274,440 | | -0,076 | 274,440 | | | |
| 128 | 273,110 | | -0,175 | 273,110 | | | |
| 129 | 273,200 | | -0,168 | 273,200 | | | |
| 13 | 268,000 | | -0,555 | 268,000 | | | |
| 131 | 266,500 | | -0,667 | 266,500 | | | |
| 132 | 276,000 | | 0,038 | 276,000 | | | |
| 133 | 279,260 | | 0,269 | 279,260 | | | |
| 134 | 275,000 | | -0,034 | 275,000 | | | |
| 135 | 274,700 | | -0,057 | 274,700 | | | |
| 136 | 312,000 | | 2,585 | 312,000 | | | |
| 137 | 280,000 | | 0,321 | 280,000 | | | |
| 138 | 277,000 | | 0,109 | 277,000 | | | |
| 139 | 270,000 | | -0,406 | 270,000 | | | |
| 140 | 270,750 | | -0,351 | 270,750 | | | |
| 141 | 268,300 | | -0,533 | 268,300 | | | |
| 142 | 275,500 | | 0,003 | 275,500 | | | |
| 143 | 274,000 | | -0,109 | 274,000 | | | |
| 144 | 265,000 | | -0,778 | 265,000 | | | |
| 145 | 281,000 | | 0,392 | 281,000 | | | |
| 146 | 259,010 | | -1,224 | 259,010 | | | |
| 147 | 278,400 | | 0,208 | 278,400 | | | |
| 148 | 271,094 | | -0,325 | 271,094 | | | |
| 149 | 278,800 | | 0,236 | 278,800 | | | |
| 150 | 258,000 | | -1,299 | 258,000 | | | |
| 154 | 274,000 | | -0,109 | 274,000 | | | |
| 159 | 202,000 | | -5,464 | 202,000 | | | |
| 16 | 263,860 | | -0,863 | 263,860 | | | |
| 164 | 294,300 | | 1,333 | 294,300 | | | |



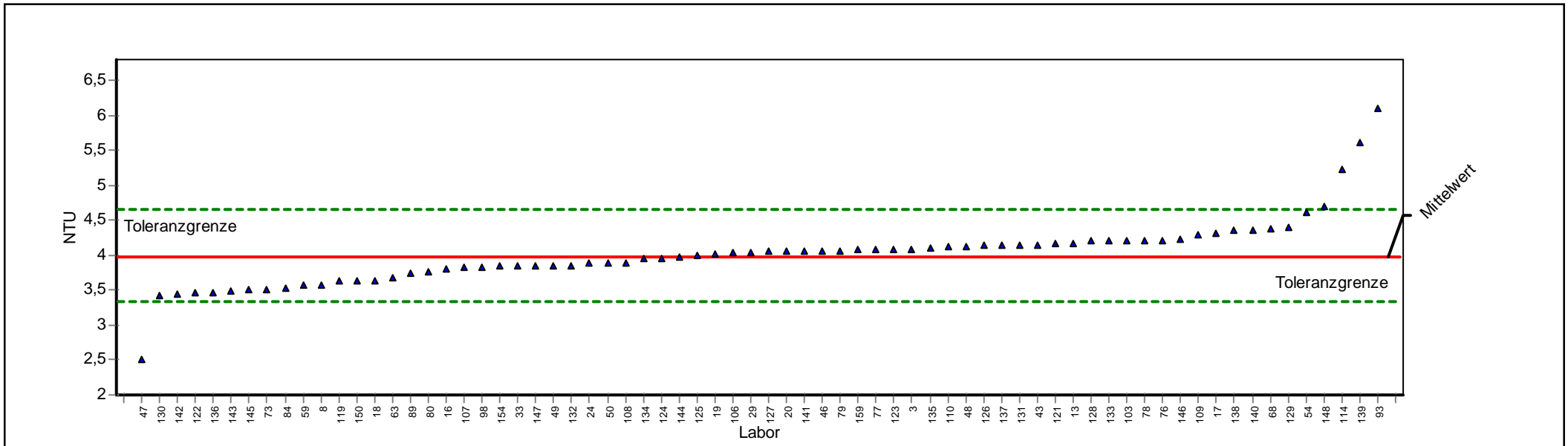
| | | | |
|-----|---------|--------|---------|
| 169 | 329,000 | 3,787 | 329,000 |
| 17 | 274,200 | -0,094 | 274,200 |
| 171 | 285,760 | 0,728 | 285,760 |
| 172 | 230,000 | -3,381 | 230,000 |
| 174 | 276,000 | 0,038 | 276,000 |
| 175 | 274,000 | -0,109 | 274,000 |
| 18 | 291,000 | 1,099 | 291,000 |
| 180 | 280,000 | 0,321 | 280,000 |
| 19 | 281,210 | 0,407 | 281,210 |
| 194 | 322,000 | 3,292 | 322,000 |
| 20 | 274,000 | -0,109 | 274,000 |
| 24 | 267,900 | -0,563 | 267,900 |
| 29 | 273,000 | -0,183 | 273,000 |
| 3 | 270,400 | -0,377 | 270,400 |
| 33 | 297,700 | 1,573 | 297,700 |
| 43 | 275,000 | -0,034 | 275,000 |
| 46 | 277,000 | 0,109 | 277,000 |
| 47 | 271,000 | -0,332 | 271,000 |
| 48 | 276,000 | 0,038 | 276,000 |
| 49 | 268,400 | -0,525 | 268,400 |
| 50 | 276,100 | 0,045 | 276,100 |
| 54 | 278,900 | 0,243 | 278,900 |
| 59 | 277,000 | 0,109 | 277,000 |
| 63 | 289,000 | 0,958 | 289,000 |
| 68 | 302,180 | 1,890 | 302,180 |
| 73 | 282,000 | 0,462 | 282,000 |
| 76 | 275,000 | -0,034 | 275,000 |
| 77 | 270,000 | -0,406 | 270,000 |
| 78 | 279,300 | 0,271 | 279,300 |
| 79 | 286,300 | 0,767 | 286,300 |
| 80 | 281,600 | 0,434 | 281,600 |
| 84 | 296,000 | 1,453 | 296,000 |
| 89 | 280,000 | 0,321 | 280,000 |
| 93 | 273,000 | -0,183 | 273,000 |
| 98 | 284,340 | 0,628 | 284,340 |



Einzeldarstellung

Probe: E
 Parameter: Trübung
 Methode: DIN 38402 A45
 Anzahl Labore: 70
 Toleranzgrenzen: 3,344 - 4,645 NTU (|Zu-Score| < 2,00)

Sollwert: 3,968 NTU (empirischer Wert)
 Soll-STD: 0,324 NTU (Limited)
 Rel.Soll STD: 8,17% (Limited)
 Rel.Vergleichs-STD (VR, rel): 8,17%
 Vergleichs-STD (VR): 0,324 NTU



ProLab 2009



Einzeldarstellung

| | | | |
|------------------|---------------------------------------|-------------------------------|------------------------------|
| Probe: | E | Sollwert: | 3,968 NTU (empirischer Wert) |
| Parameter: | Trübung | Soll-STD: | 0,324 NTU (Limited) |
| Methode: | DIN 38402 A45 | Rel.Soll STD: | 8,17% (Limited) |
| Anzahl Labore: | 70 | Rel.Vergleichs-STD (VR, rel): | 8,17% |
| Toleranzgrenzen: | 3,344 - 4,645 NTU (Zu-Score < 2,00) | Vergleichs-STD (VR): | 0,324 NTU |

| Laborcode | GH | STD | Z-Score | GH 1 | GH 2 | GH 3 | GH 4 |
|-----------|-------|-----|---------|-------|------|------|------|
| 103 | 4,210 | | 0,715 | 4,210 | | | |
| 106 | 4,040 | | 0,213 | 4,040 | | | |
| 107 | 3,820 | | -0,474 | 3,820 | | | |
| 108 | 3,883 | | -0,272 | 3,883 | | | |
| 109 | 4,300 | | 0,981 | 4,300 | | | |
| 110 | 4,130 | | 0,479 | 4,130 | | | |
| 114 | 5,230 | | 3,729 | 5,230 | | | |
| 119 | 3,630 | | -1,083 | 3,630 | | | |
| 121 | 4,170 | | 0,597 | 4,170 | | | |
| 122 | 3,465 | | -1,612 | 3,465 | | | |
| 123 | 4,090 | | 0,361 | 4,090 | | | |
| 124 | 3,962 | | -0,019 | 3,962 | | | |
| 125 | 4,000 | | 0,095 | 4,000 | | | |
| 126 | 4,140 | | 0,508 | 4,140 | | | |
| 127 | 4,060 | | 0,272 | 4,060 | | | |
| 128 | 4,200 | | 0,686 | 4,200 | | | |
| 129 | 4,390 | | 1,247 | 4,390 | | | |
| 13 | 4,170 | | 0,597 | 4,170 | | | |
| 130 | 3,430 | | -1,725 | 3,430 | | | |
| 131 | 4,143 | | 0,517 | 4,143 | | | |
| 132 | 3,855 | | -0,362 | 3,855 | | | |
| 133 | 4,200 | | 0,686 | 4,200 | | | |
| 134 | 3,960 | | -0,026 | 3,960 | | | |
| 135 | 4,100 | | 0,390 | 4,100 | | | |
| 136 | 3,470 | | -1,596 | 3,470 | | | |
| 137 | 4,140 | | 0,508 | 4,140 | | | |
| 138 | 4,350 | | 1,129 | 4,350 | | | |
| 139 | 5,600 | | 4,822 | 5,600 | | | |
| 140 | 4,350 | | 1,129 | 4,350 | | | |
| 141 | 4,070 | | 0,301 | 4,070 | | | |
| 142 | 3,450 | | -1,661 | 3,450 | | | |
| 143 | 3,490 | | -1,532 | 3,490 | | | |
| 144 | 3,973 | | 0,015 | 3,973 | | | |
| 145 | 3,500 | | -1,500 | 3,500 | | | |
| 146 | 4,220 | | 0,745 | 4,220 | | | |
| 147 | 3,850 | | -0,378 | 3,850 | | | |
| 148 | 4,690 | | 2,133 | 4,690 | | | |
| 150 | 3,630 | | -1,083 | 3,630 | | | |
| 154 | 3,840 | | -0,410 | 3,840 | | | |
| 159 | 4,080 | | 0,331 | 4,080 | | | |
| 16 | 3,810 | | -0,506 | 3,810 | | | |
| 17 | 4,325 | | 1,055 | 4,325 | | | |



| | | | |
|----|-------|--------|-------|
| 18 | 3,630 | -1,083 | 3,630 |
| 19 | 4,010 | 0,124 | 4,010 |
| 20 | 4,060 | 0,272 | 4,060 |
| 24 | 3,880 | -0,282 | 3,880 |
| 29 | 4,040 | 0,213 | 4,040 |
| 3 | 4,090 | 0,361 | 4,090 |
| 33 | 3,840 | -0,410 | 3,840 |
| 43 | 4,150 | 0,538 | 4,150 |
| 46 | 4,070 | 0,301 | 4,070 |
| 47 | 2,500 | -4,706 | 2,500 |
| 48 | 4,130 | 0,479 | 4,130 |
| 49 | 3,850 | -0,378 | 3,850 |
| 50 | 3,880 | -0,282 | 3,880 |
| 54 | 4,610 | 1,897 | 4,610 |
| 59 | 3,580 | -1,244 | 3,580 |
| 63 | 3,680 | -0,923 | 3,680 |
| 68 | 4,370 | 1,188 | 4,370 |
| 73 | 3,500 | -1,500 | 3,500 |
| 76 | 4,211 | 0,718 | 4,211 |
| 77 | 4,080 | 0,331 | 4,080 |
| 78 | 4,210 | 0,715 | 4,210 |
| 79 | 4,070 | 0,301 | 4,070 |
| 8 | 3,580 | -1,244 | 3,580 |
| 80 | 3,757 | -0,676 | 3,757 |
| 84 | 3,530 | -1,404 | 3,530 |
| 89 | 3,740 | -0,731 | 3,740 |
| 93 | 6,100 | 6,299 | 6,100 |
| 98 | 3,835 | -0,426 | 3,835 |



Probe F

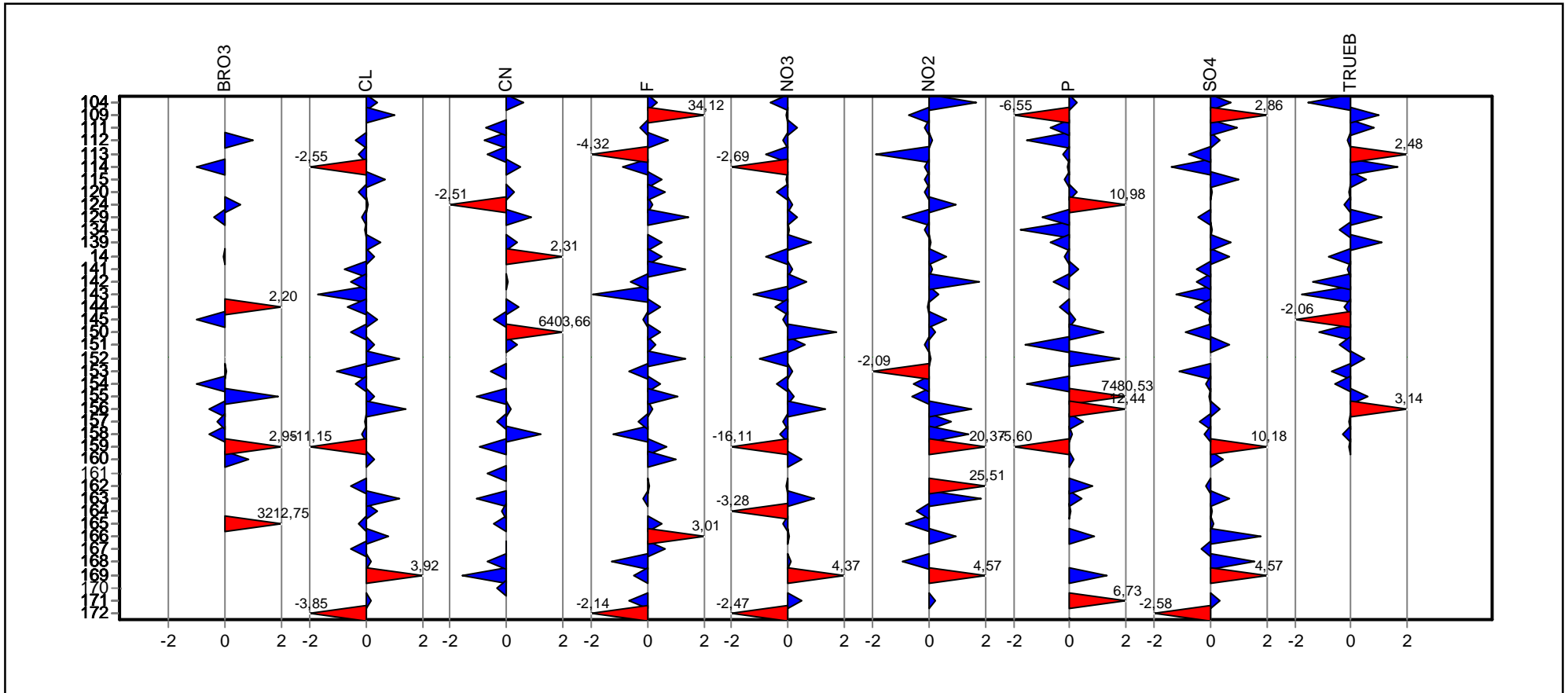
Ringversuchskenndaten

Charge F

| Merkmal | | Sollwert | Soll-STD. | rel.Soll-STD.[%] | Vergleichs-STD | rel.Vergleichs-STD [%] | Tol. unten | Tol. oben | Einheit | Anzahl Labore/Werte |
|----------|-------|----------|-----------|------------------|----------------|------------------------|------------|-----------|---------|---------------------|
| Bromat | BRO3 | 0,00911 | 0,00228 | 25,00 | 0,00278 | 30,47 | 0,005 | 0,0144 | mg/l | 33 |
| Chlorid | CL | 172,371 | 8,6186 | 5,00 | 6,2482 | 3,62 | 155,5438 | 190,0611 | mg/l | 77 |
| Cyanid | CN | 0,06363 | 0,00860 | 13,52 | 0,00860 | 13,52 | 0,0474 | 0,0822 | mg/l | 57 |
| Fluorid | F | 0,4675 | 0,05813 | 12,43 | 0,05813 | 12,43 | 0,3576 | 0,5919 | mg/l | 77 |
| Nitrat | NO3 | 102,935 | 5,1468 | 5,00 | 2,7960 | 2,72 | 92,8865 | 113,4993 | mg/l | 74 |
| Nitrit | NO2 | 0,1294 | 0,01061 | 8,20 | 0,01061 | 8,20 | 0,109 | 0,1515 | mg/l | 71 |
| Phosphor | P | 2,23206 | 0,33430 | 14,98 | 0,33430 | 14,98 | 1,6064 | 2,9587 | mg/l | 70 |
| Sulfat | SO4 | 194,445 | 9,7223 | 5,00 | 7,5063 | 3,86 | 175,4631 | 214,4009 | mg/l | 75 |
| Trübung | TRUEB | 5,496 | 0,4931 | 8,97 | 0,4931 | 8,97 | 4,5501 | 6,5306 | NTU | 59 |

Übersicht Zu-Scores

Probe: F

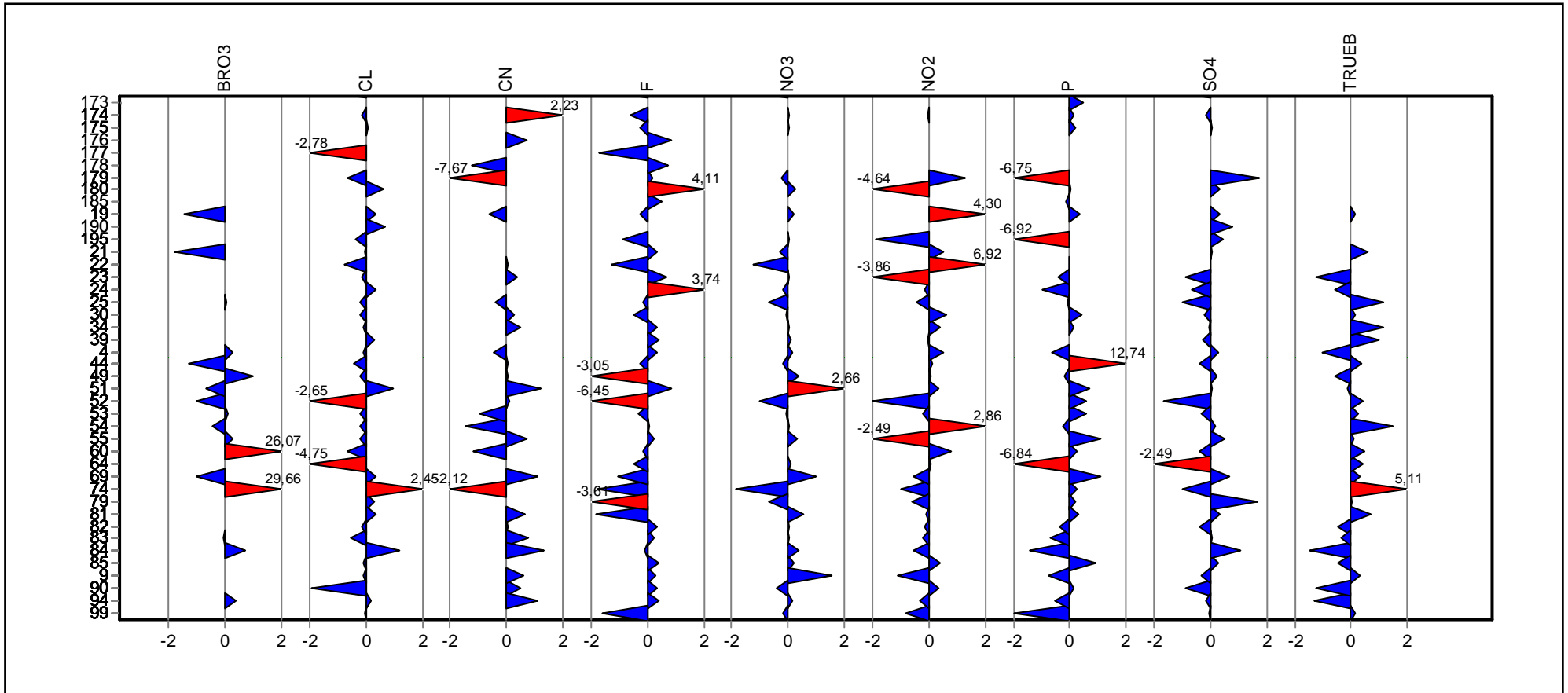


Referenzstelle Trinkwasser FB 61.1



Übersicht Zu-Scores

Probe: F



Referenzstelle Trinkwasser FB 61.1

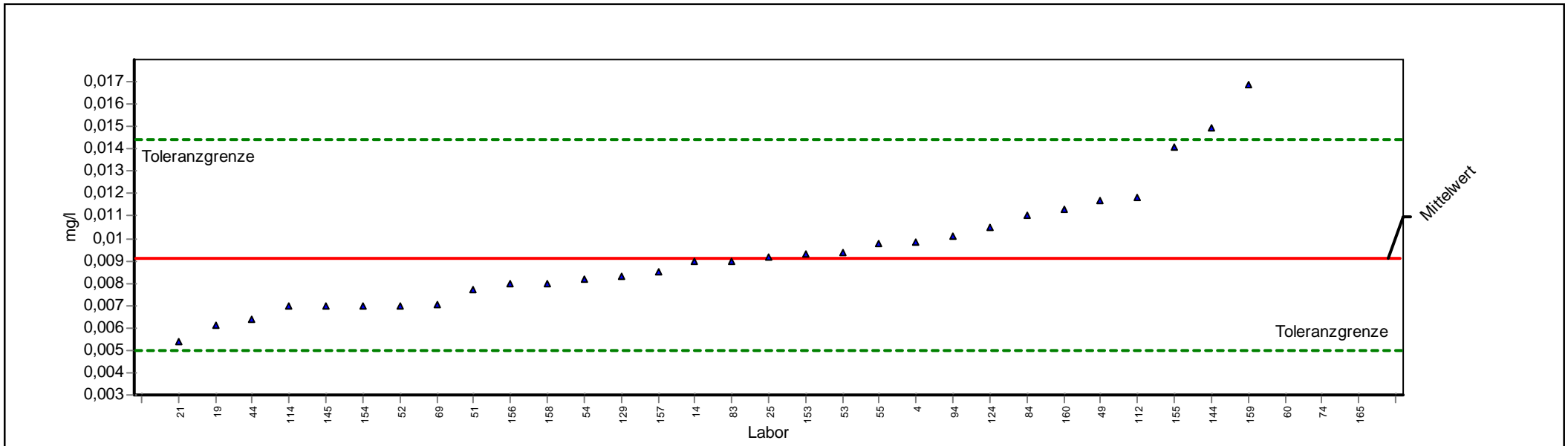


**Einzel­darstellung der
Parameter
(Grafik und Tabelle)**

Einzeldarstellung

Probe: F
Parameter: Bromat
Methode: DIN 38402 A45
Anzahl Labore: 33
Toleranzgrenzen: 0,0050 - 0,0144 mg/l (|Zu-Score| < 2,00)

Sollwert: 0,0091 mg/l (empirischer Wert)
Soll-STD: 0,0023 mg/l (Limited)
Rel.Soll STD: 25,00% (Limited)
Rel.Vergleichs-STD (VR, rel): 30,47%
Vergleichs-STD (VR): 0,0028 mg/l



ProLab 2009



Einzeldarstellung

| | | | |
|------------------|--|-------------------------------|--------------------------------|
| Probe: | F | Sollwert: | 0,0091 mg/l (empirischer Wert) |
| Parameter: | Bromat | Soll-STD: | 0,0023 mg/l (Limited) |
| Methode: | DIN 38402 A45 | Rel.Soll STD: | 25,00% (Limited) |
| Anzahl Labore: | 33 | Rel.Vergleichs-STD (VR, rel): | 30,47% |
| Toleranzgrenzen: | 0,0050 - 0,0144 mg/l (Zu-Score < 2,00) | Vergleichs-STD (VR): | 0,0028 mg/l |

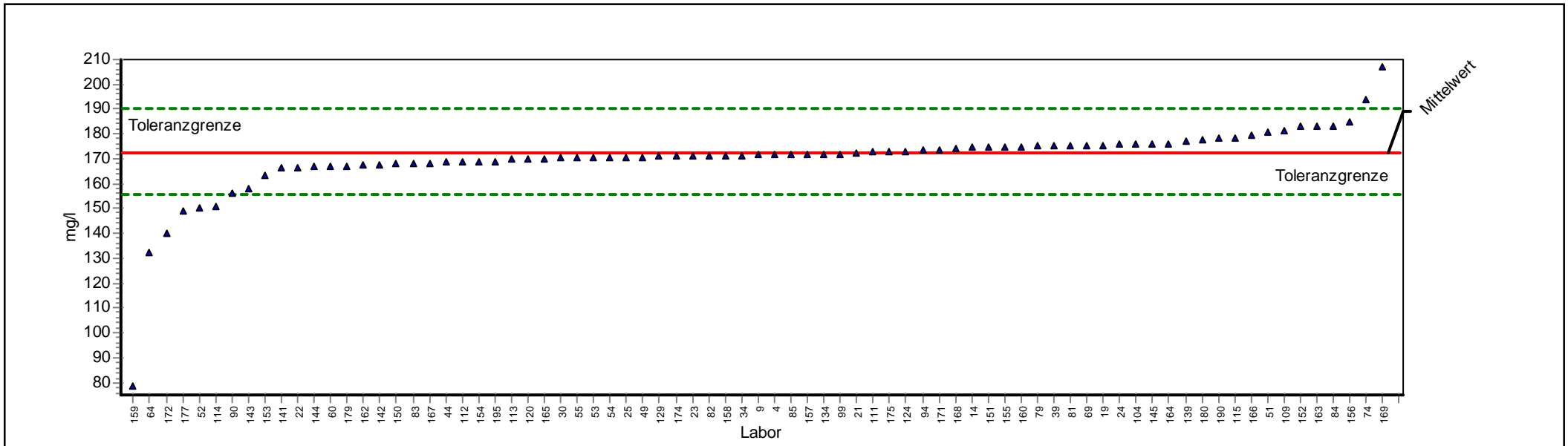
| Laborcode | GH | STD | Z-Score | GH 1 | GH 2 | GH 3 | GH 4 |
|-----------|--------|-----------|---------|---------|------|------|------|
| 112 | 0,0118 | | 1,0168 | 0,0118 | | | |
| 114 | 0,0070 | | -1,0263 | 0,0070 | | | |
| 124 | 0,0105 | | 0,5249 | 0,0105 | | | |
| 129 | 0,0083 | | -0,3948 | 0,0083 | | | |
| 14 | 0,0090 | | -0,0547 | 0,0090 | | | |
| 144 | 0,0149 | | 2,2049 | 0,0149 | | | |
| 145 | 0,0070 | | -1,0263 | 0,0070 | | | |
| 153 | 0,0093 | | 0,0709 | 0,0093 | | | |
| 154 | 0,0070 | | -1,0263 | 0,0070 | | | |
| 155 | 0,0141 | | 1,8871 | 0,0141 | | | |
| 156 | 0,0080 | | -0,5405 | 0,0080 | | | |
| 157 | 0,0085 | | -0,2976 | 0,0085 | | | |
| 158 | 0,0080 | | -0,5405 | 0,0080 | | | |
| 159 | 0,0169 | | 2,9465 | 0,0169 | | | |
| 160 | 0,0113 | | 0,8276 | 0,0113 | | | |
| 165 | 8,5000 | 3212,7523 | 8,5000 | 8,5000 | | | |
| 19 | 0,0061 | | -1,4635 | 0,0061 | | | |
| 21 | 0,0054 | | -1,8035 | 0,0054 | | | |
| 25 | 0,0092 | | 0,0330 | 0,0092 | | | |
| 4 | 0,0099 | | 0,2828 | 0,0099 | | | |
| 44 | 0,0064 | | -1,3178 | 0,0064 | | | |
| 49 | 0,0117 | | 0,9790 | 0,0117 | | | |
| 51 | 0,0077 | | -0,6911 | 0,0077 | | | |
| 52 | 0,0070 | | -1,0263 | 0,0070 | | | |
| 53 | 0,0094 | | 0,1087 | 0,0094 | | | |
| 54 | 0,0082 | | -0,4434 | 0,0082 | | | |
| 55 | 0,0098 | | 0,2487 | 0,0098 | | | |
| 60 | 0,0780 | | 26,0653 | 0,0780 | | | |
| 69 | 0,0070 | | -1,0117 | 0,0070 | | | |
| 74 | 0,0875 | | 29,6599 | 0,0875 | | | |
| 83 | 0,0090 | | -0,0547 | 0,0090 | | | |
| 84 | 0,0110 | | 0,7141 | 0,0110 | | | |
| 9 | | | | <0,0100 | | | |
| 94 | 0,0101 | | 0,3736 | 0,0101 | | | |



Einzeldarstellung

Probe: F
Parameter: Chlorid
Methode: DIN 38402 A45
Anzahl Labore: 77
Toleranzgrenzen: 155,5438 - 190,0611 mg/l (|Zu-Score| < 2,00)

Sollwert: 172,3712 mg/l (empirischer Wert)
Soll-STD: 8,6186 mg/l (Limited)
Rel.Soll STD: 5,00% (Limited)
Rel.Vergleichs-STD (VR, rel): 3,62%
Vergleichs-STD (VR): 6,2482 mg/l



ProLab 2009



Einzeldarstellung

| | | | |
|------------------|--|-------------------------------|---------------------------------|
| Probe: | F | Sollwert: | 172,371 mg/l (empirischer Wert) |
| Parameter: | Chlorid | Soll-STD: | 8,619 mg/l (Limited) |
| Methode: | DIN 38402 A45 | Rel.Soll STD: | 5,00% (Limited) |
| Anzahl Labore: | 77 | Rel.Vergleichs-STD (VR, rel): | 3,62% |
| Toleranzgrenzen: | 155,544 - 190,061 mg/l (Zu-Score < 2,00) | Vergleichs-STD (VR): | 6,248 mg/l |

| Laborcode | GH | STD | Z-Score | GH 1 | GH 2 | GH 3 | GH 4 |
|-----------|---------|-----|---------|---------|------|------|------|
| 104 | 176,000 | | 0,410 | 176,000 | | | |
| 109 | 181,500 | | 1,032 | 181,500 | | | |
| 111 | 172,700 | | 0,037 | 172,700 | | | |
| 112 | 169,000 | | -0,401 | 169,000 | | | |
| 113 | 170,000 | | -0,282 | 170,000 | | | |
| 114 | 150,900 | | -2,552 | 150,900 | | | |
| 115 | 178,500 | | 0,693 | 178,500 | | | |
| 120 | 170,200 | | -0,258 | 170,200 | | | |
| 124 | 173,010 | | 0,072 | 173,010 | | | |
| 129 | 171,000 | | -0,163 | 171,000 | | | |
| 134 | 172,000 | | -0,044 | 172,000 | | | |
| 139 | 177,000 | | 0,523 | 177,000 | | | |
| 14 | 175,000 | | 0,297 | 175,000 | | | |
| 141 | 166,100 | | -0,745 | 166,100 | | | |
| 142 | 167,800 | | -0,543 | 167,800 | | | |
| 143 | 158,000 | | -1,708 | 158,000 | | | |
| 144 | 167,000 | | -0,638 | 167,000 | | | |
| 145 | 176,000 | | 0,410 | 176,000 | | | |
| 150 | 168,000 | | -0,520 | 168,000 | | | |
| 151 | 175,000 | | 0,297 | 175,000 | | | |
| 152 | 183,000 | | 1,202 | 183,000 | | | |
| 153 | 163,400 | | -1,066 | 163,400 | | | |
| 154 | 169,000 | | -0,401 | 169,000 | | | |
| 155 | 175,000 | | 0,297 | 175,000 | | | |
| 156 | 185,000 | | 1,428 | 185,000 | | | |
| 157 | 171,910 | | -0,055 | 171,910 | | | |
| 158 | 171,300 | | -0,127 | 171,300 | | | |
| 159 | 78,600 | | -11,145 | 78,600 | | | |
| 160 | 175,000 | | 0,297 | 175,000 | | | |
| 162 | 167,630 | | -0,564 | 167,630 | | | |
| 163 | 183,000 | | 1,202 | 183,000 | | | |
| 164 | 176,100 | | 0,422 | 176,100 | | | |
| 165 | 170,200 | | -0,258 | 170,200 | | | |
| 166 | 179,500 | | 0,806 | 179,500 | | | |
| 167 | 168,050 | | -0,514 | 168,050 | | | |
| 168 | 173,900 | | 0,173 | 173,900 | | | |
| 169 | 207,000 | | 3,915 | 207,000 | | | |
| 171 | 173,810 | | 0,163 | 173,810 | | | |
| 172 | 140,000 | | -3,847 | 140,000 | | | |
| 174 | 171,000 | | -0,163 | 171,000 | | | |
| 175 | 173,000 | | 0,071 | 173,000 | | | |
| 177 | 149,000 | | -2,778 | 149,000 | | | |



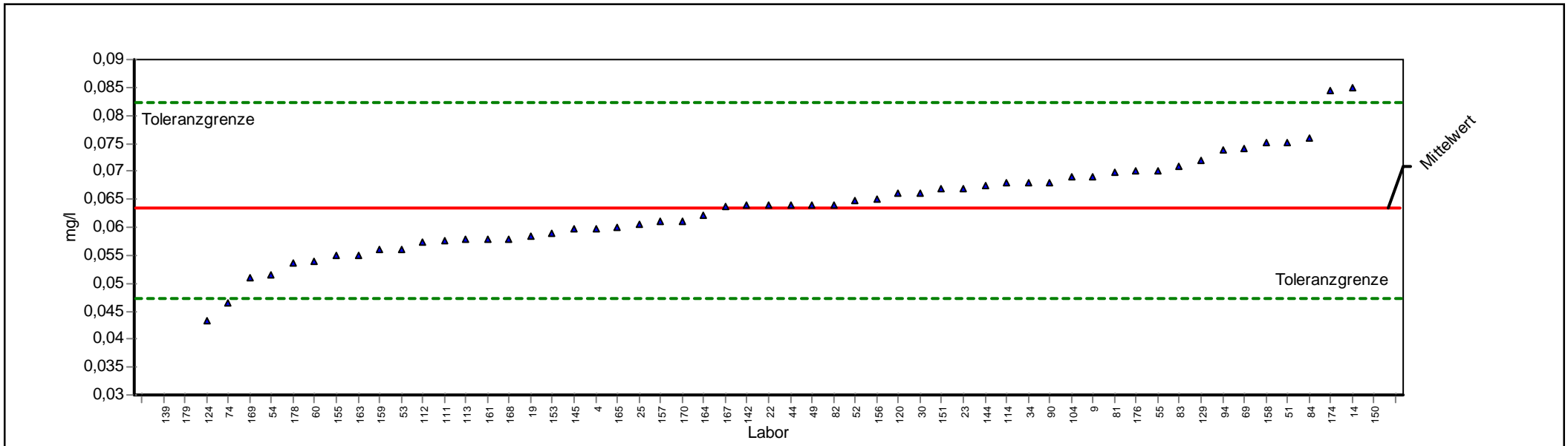
| | | | |
|-----|---------|--------|---------|
| 179 | 167,020 | -0,636 | 167,020 |
| 180 | 178,000 | 0,636 | 178,000 |
| 19 | 175,620 | 0,367 | 175,620 |
| 190 | 178,460 | 0,688 | 178,460 |
| 195 | 169,000 | -0,401 | 169,000 |
| 21 | 172,200 | -0,020 | 172,200 |
| 22 | 166,100 | -0,745 | 166,100 |
| 23 | 171,000 | -0,163 | 171,000 |
| 24 | 175,700 | 0,376 | 175,700 |
| 25 | 170,800 | -0,187 | 170,800 |
| 30 | 170,500 | -0,222 | 170,500 |
| 34 | 171,400 | -0,115 | 171,400 |
| 39 | 175,130 | 0,312 | 175,130 |
| 4 | 171,708 | -0,079 | 171,708 |
| 44 | 168,870 | -0,416 | 168,870 |
| 49 | 170,800 | -0,187 | 170,800 |
| 51 | 181,000 | 0,976 | 181,000 |
| 52 | 150,100 | -2,647 | 150,100 |
| 53 | 170,700 | -0,199 | 170,700 |
| 54 | 170,700 | -0,199 | 170,700 |
| 55 | 170,660 | -0,203 | 170,660 |
| 60 | 167,000 | -0,638 | 167,000 |
| 64 | 132,400 | -4,751 | 132,400 |
| 69 | 175,610 | 0,366 | 175,610 |
| 74 | 194,000 | 2,445 | 194,000 |
| 79 | 175,100 | 0,309 | 175,100 |
| 81 | 175,600 | 0,365 | 175,600 |
| 82 | 171,000 | -0,163 | 171,000 |
| 83 | 168,000 | -0,520 | 168,000 |
| 84 | 183,000 | 1,202 | 183,000 |
| 85 | 171,800 | -0,068 | 171,800 |
| 9 | 171,500 | -0,104 | 171,500 |
| 90 | 156,000 | -1,946 | 156,000 |
| 94 | 173,800 | 0,162 | 173,800 |
| 99 | 172,000 | -0,044 | 172,000 |



Einzeldarstellung

Probe: F
 Parameter: Cyanid
 Methode: DIN 38402 A45
 Anzahl Labore: 56
 Toleranzgrenzen: 0,047 - 0,082 mg/l (|Zu-Score| < 2,00)

Sollwert: 0,064 mg/l (empirischer Wert)
 Soll-STD: 0,009 mg/l (Limited)
 Rel.Soll STD: 13,70% (Limited)
 Rel.Vergleichs-STD (VR, rel): 13,70%
 Vergleichs-STD (VR): 0,009 mg/l



ProLab 2009



Einzeldarstellung

| | | | |
|------------------|--|-------------------------------|---------------------------------|
| Probe: | F | Sollwert: | 0,06363 mg/l (empirischer Wert) |
| Parameter: | Cyanid | Soll-STD: | 0,00860 mg/l (Limited) |
| Methode: | DIN 38402 A45 | Rel.Soll STD: | 13,52% (Limited) |
| Anzahl Labore: | 57 | Rel.Vergleichs-STD (VR, rel): | 13,52% |
| Toleranzgrenzen: | 0,04744 - 0,08217 mg/l (Zu-Score < 2,00) | Vergleichs-STD (VR): | 0,00860 mg/l |

| Laborcode | GH | STD | Z-Score | GH 1 | GH 2 | GH 3 | GH 4 |
|-----------|----------|------------|------------|----------|------|------|------|
| 104 | 0,06900 | | 0,57918 | 0,06900 | | | |
| 111 | 0,05750 | | -0,75761 | 0,05750 | | | |
| 112 | 0,05730 | | -0,78231 | 0,05730 | | | |
| 113 | 0,05800 | | -0,69585 | 0,05800 | | | |
| 114 | 0,06800 | | 0,47126 | 0,06800 | | | |
| 120 | 0,06600 | | 0,25541 | 0,06600 | | | |
| 124 | 0,04330 | | -2,51163 | 0,04330 | | | |
| 129 | 0,07190 | | 0,89215 | 0,07190 | | | |
| 139 | 0,06700 | | 0,36334 | 0,06700 | | | |
| 14 | 0,08500 | | 2,30592 | 0,08500 | | | |
| 142 | 0,06390 | | 0,02878 | 0,06390 | | | |
| 144 | 0,06750 | | 0,41730 | 0,06750 | | | |
| 145 | 0,05970 | | -0,48586 | 0,05970 | | | |
| 150 | 59,40000 | 6403,65854 | 6403,65854 | 59,40000 | | | |
| 151 | 0,06700 | | 0,36334 | 0,06700 | | | |
| 153 | 0,05900 | | -0,57232 | 0,05900 | | | |
| 155 | 0,05500 | | -1,06641 | 0,05500 | | | |
| 156 | 0,06500 | | 0,14749 | 0,06500 | | | |
| 157 | 0,06100 | | -0,32528 | 0,06100 | | | |
| 158 | 0,07500 | | 1,22671 | 0,07500 | | | |
| 159 | 0,05600 | | -0,94289 | 0,05600 | | | |
| 161 | 0,05800 | | -0,69585 | 0,05800 | | | |
| 163 | 0,05500 | | -1,06641 | 0,05500 | | | |
| 164 | 0,06200 | | -0,20175 | 0,06200 | | | |
| 165 | 0,06000 | | -0,44880 | 0,06000 | | | |
| 167 | 0,06370 | | 0,00719 | 0,06370 | | | |
| 168 | 0,05800 | | -0,69585 | 0,05800 | | | |
| 169 | 0,05100 | | -1,56050 | 0,05100 | | | |
| 170 | 0,06100 | | -0,32528 | 0,06100 | | | |
| 174 | 0,08430 | | 2,23037 | 0,08430 | | | |
| 176 | 0,07000 | | 0,68710 | 0,07000 | | | |
| 178 | 0,05370 | | -1,22699 | 0,05370 | | | |
| 179 | 0,00150 | | -7,67488 | 0,00150 | | | |
| 19 | 0,05850 | | -0,63408 | 0,05850 | | | |
| 22 | 0,06400 | | 0,03957 | 0,06400 | | | |
| 23 | 0,06700 | | 0,36334 | 0,06700 | | | |
| 25 | 0,06040 | | -0,39939 | 0,06040 | | | |
| 30 | 0,06620 | | 0,27700 | 0,06620 | | | |
| 34 | 0,06800 | | 0,47126 | 0,06800 | | | |
| 4 | 0,05980 | | -0,47350 | 0,05980 | | | |
| 44 | 0,06400 | | 0,03957 | 0,06400 | | | |
| 49 | 0,06400 | | 0,03957 | 0,06400 | | | |



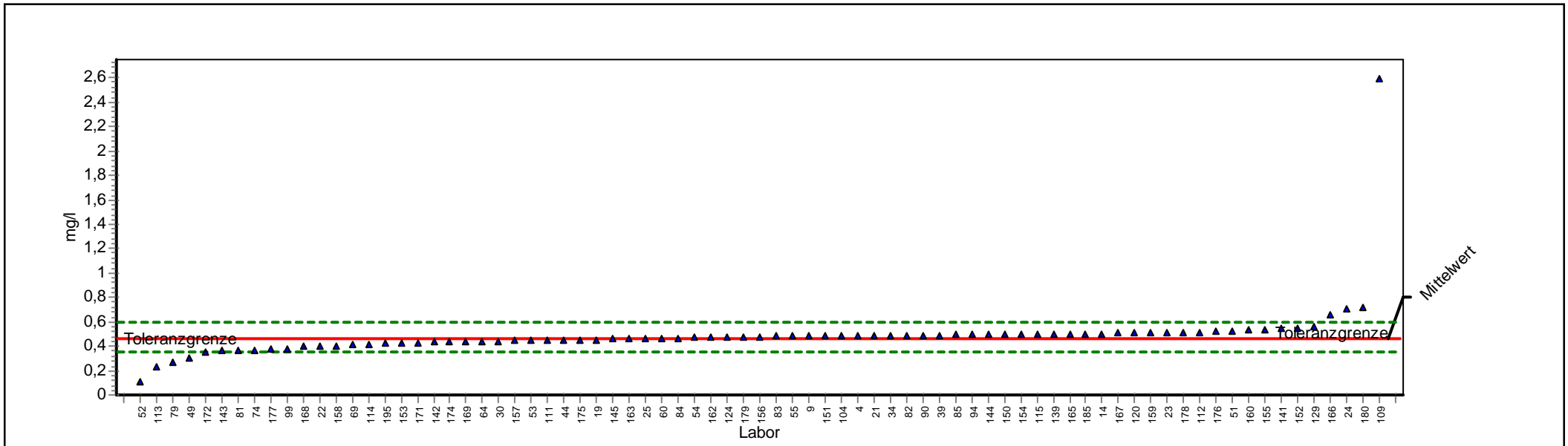
| | | | |
|----|---------|----------|---------|
| 51 | 0,07500 | 1,22671 | 0,07500 |
| 52 | 0,06470 | 0,11512 | 0,06470 |
| 53 | 0,05600 | -0,94289 | 0,05600 |
| 54 | 0,05160 | -1,48639 | 0,05160 |
| 55 | 0,07020 | 0,70868 | 0,07020 |
| 60 | 0,05400 | -1,18994 | 0,05400 |
| 69 | 0,07400 | 1,11878 | 0,07400 |
| 74 | 0,04650 | -2,11636 | 0,04650 |
| 81 | 0,06990 | 0,67631 | 0,06990 |
| 82 | 0,06400 | 0,03957 | 0,06400 |
| 83 | 0,07100 | 0,79502 | 0,07100 |
| 84 | 0,07600 | 1,33463 | 0,07600 |
| 9 | 0,06900 | 0,57918 | 0,06900 |
| 90 | 0,06800 | 0,47126 | 0,06800 |
| 94 | 0,07380 | 1,09720 | 0,07380 |



Einzeldarstellung

Probe: F
Parameter: Fluorid
Methode: DIN 38402 A45
Anzahl Labore: 77
Toleranzgrenzen: 0,35763 - 0,59194 mg/l (|Zu-Score| < 2,00)

Sollwert: 0,46752 mg/l (empirischer Wert)
Soll-STD: 0,05813 mg/l (Limited)
Rel.Soll STD: 12,43% (Limited)
Rel.Vergleichs-STD (VR, rel): 12,43%
Vergleichs-STD (VR): 0,05813 mg/l



ProLab 2009



Einzeldarstellung

| | | | |
|------------------|--|-------------------------------|-------------------------------|
| Probe: | F | Sollwert: | 0,468 mg/l (empirischer Wert) |
| Parameter: | Fluorid | Soll-STD: | 0,058 mg/l (Limited) |
| Methode: | DIN 38402 A45 | Rel.Soll STD: | 12,43% (Limited) |
| Anzahl Labore: | 77 | Rel.Vergleichs-STD (VR, rel): | 12,43% |
| Toleranzgrenzen: | 0,358 - 0,592 mg/l (Zu-Score < 2,00) | Vergleichs-STD (VR): | 0,058 mg/l |

| Laborcode | GH | STD | Z-Score | GH 1 | GH 2 | GH 3 | GH 4 |
|-----------|-------|-----|---------|-------|------|------|------|
| 104 | 0,488 | | 0,329 | 0,488 | | | |
| 109 | 2,590 | | 34,118 | 2,590 | | | |
| 111 | 0,452 | | -0,282 | 0,452 | | | |
| 112 | 0,515 | | 0,763 | 0,515 | | | |
| 113 | 0,230 | | -4,323 | 0,230 | | | |
| 114 | 0,419 | | -0,883 | 0,419 | | | |
| 115 | 0,500 | | 0,522 | 0,500 | | | |
| 120 | 0,507 | | 0,639 | 0,507 | | | |
| 124 | 0,479 | | 0,185 | 0,479 | | | |
| 129 | 0,560 | | 1,487 | 0,560 | | | |
| 139 | 0,500 | | 0,522 | 0,500 | | | |
| 14 | 0,501 | | 0,538 | 0,501 | | | |
| 141 | 0,550 | | 1,326 | 0,550 | | | |
| 142 | 0,433 | | -0,628 | 0,433 | | | |
| 143 | 0,360 | | -1,957 | 0,360 | | | |
| 144 | 0,495 | | 0,439 | 0,495 | | | |
| 145 | 0,460 | | -0,137 | 0,460 | | | |
| 150 | 0,495 | | 0,442 | 0,495 | | | |
| 151 | 0,487 | | 0,313 | 0,487 | | | |
| 152 | 0,552 | | 1,358 | 0,552 | | | |
| 153 | 0,430 | | -0,683 | 0,430 | | | |
| 154 | 0,495 | | 0,442 | 0,495 | | | |
| 155 | 0,534 | | 1,069 | 0,534 | | | |
| 156 | 0,480 | | 0,201 | 0,480 | | | |
| 157 | 0,449 | | -0,337 | 0,449 | | | |
| 158 | 0,400 | | -1,229 | 0,400 | | | |
| 159 | 0,510 | | 0,683 | 0,510 | | | |
| 160 | 0,530 | | 1,004 | 0,530 | | | |
| 162 | 0,473 | | 0,088 | 0,473 | | | |
| 163 | 0,460 | | -0,137 | 0,460 | | | |
| 165 | 0,500 | | 0,522 | 0,500 | | | |
| 166 | 0,655 | | 3,014 | 0,655 | | | |
| 167 | 0,505 | | 0,603 | 0,505 | | | |
| 168 | 0,397 | | -1,283 | 0,397 | | | |
| 169 | 0,440 | | -0,501 | 0,440 | | | |
| 171 | 0,430 | | -0,683 | 0,430 | | | |
| 172 | 0,350 | | -2,139 | 0,350 | | | |
| 174 | 0,433 | | -0,628 | 0,433 | | | |
| 175 | 0,454 | | -0,246 | 0,454 | | | |
| 176 | 0,520 | | 0,844 | 0,520 | | | |
| 177 | 0,374 | | -1,702 | 0,374 | | | |
| 178 | 0,512 | | 0,715 | 0,512 | | | |



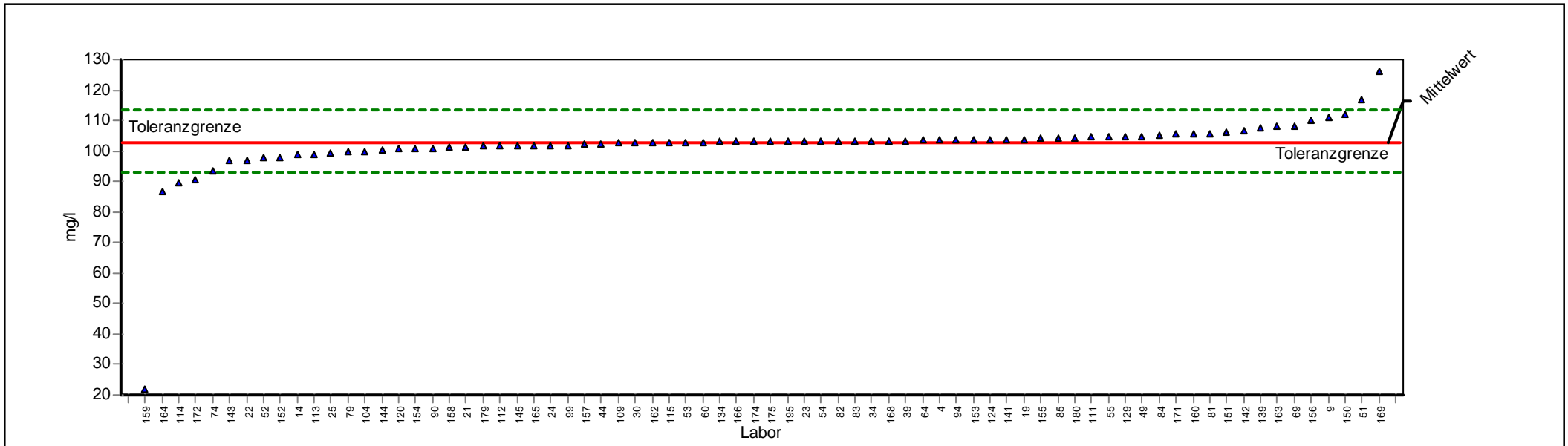
| | | | |
|-----|-------|--------|-------|
| 179 | 0,479 | 0,185 | 0,479 |
| 180 | 0,723 | 4,107 | 0,723 |
| 185 | 0,500 | 0,522 | 0,500 |
| 19 | 0,454 | -0,246 | 0,454 |
| 195 | 0,420 | -0,865 | 0,420 |
| 21 | 0,490 | 0,361 | 0,490 |
| 22 | 0,398 | -1,265 | 0,398 |
| 23 | 0,510 | 0,683 | 0,510 |
| 24 | 0,700 | 3,737 | 0,700 |
| 25 | 0,460 | -0,137 | 0,460 |
| 30 | 0,442 | -0,464 | 0,442 |
| 34 | 0,490 | 0,361 | 0,490 |
| 39 | 0,492 | 0,394 | 0,492 |
| 4 | 0,488 | 0,329 | 0,488 |
| 44 | 0,452 | -0,282 | 0,452 |
| 49 | 0,300 | -3,049 | 0,300 |
| 51 | 0,520 | 0,844 | 0,520 |
| 52 | 0,113 | -6,452 | 0,113 |
| 53 | 0,450 | -0,319 | 0,450 |
| 54 | 0,471 | 0,056 | 0,471 |
| 55 | 0,482 | 0,233 | 0,482 |
| 60 | 0,460 | -0,137 | 0,460 |
| 64 | 0,440 | -0,501 | 0,440 |
| 69 | 0,411 | -1,029 | 0,411 |
| 74 | 0,369 | -1,793 | 0,369 |
| 79 | 0,269 | -3,613 | 0,269 |
| 81 | 0,366 | -1,848 | 0,366 |
| 82 | 0,490 | 0,361 | 0,490 |
| 83 | 0,481 | 0,217 | 0,481 |
| 84 | 0,461 | -0,119 | 0,461 |
| 85 | 0,493 | 0,410 | 0,493 |
| 9 | 0,485 | 0,281 | 0,485 |
| 90 | 0,490 | 0,361 | 0,490 |
| 94 | 0,493 | 0,410 | 0,493 |
| 99 | 0,380 | -1,593 | 0,380 |



Einzeldarstellung

Probe: F
Parameter: Nitrat
Methode: DIN 38402 A45
Anzahl Labore: 74
Toleranzgrenzen: 92,886 - 113,499 mg/l (|Zu-Score| < 2,00)

Sollwert: 102,935 mg/l (empirischer Wert)
Soll-STD: 5,147 mg/l (Limited)
Rel.Soll STD: 5,00% (Limited)
Rel.Vergleichs-STD (VR, rel): 2,72%
Vergleichs-STD (VR): 2,796 mg/l



ProLab 2009



Einzeldarstellung

| | | | |
|------------------|---|-------------------------------|---------------------------------|
| Probe: | F | Sollwert: | 102,935 mg/l (empirischer Wert) |
| Parameter: | Nitrat | Soll-STD: | 5,147 mg/l (Limited) |
| Methode: | DIN 38402 A45 | Rel.Soll STD: | 5,00% (Limited) |
| Anzahl Labore: | 74 | Rel.Vergleichs-STD (VR, rel): | 2,72% |
| Toleranzgrenzen: | 92,886 - 113,499 mg/l (Zu-Score < 2,00) | Vergleichs-STD (VR): | 2,796 mg/l |

| Laborcode | GH | STD | Z-Score | GH 1 | GH 2 | GH 3 | GH 4 |
|-----------|---------|-----|---------|---------|------|------|------|
| 104 | 99,900 | | -0,604 | 99,900 | | | |
| 109 | 102,500 | | -0,087 | 102,500 | | | |
| 111 | 104,500 | | 0,296 | 104,500 | | | |
| 112 | 102,000 | | -0,186 | 102,000 | | | |
| 113 | 99,000 | | -0,783 | 99,000 | | | |
| 114 | 89,400 | | -2,694 | 89,400 | | | |
| 115 | 102,700 | | -0,047 | 102,700 | | | |
| 120 | 100,900 | | -0,405 | 100,900 | | | |
| 124 | 103,750 | | 0,154 | 103,750 | | | |
| 129 | 104,700 | | 0,334 | 104,700 | | | |
| 134 | 103,000 | | 0,012 | 103,000 | | | |
| 139 | 107,400 | | 0,845 | 107,400 | | | |
| 14 | 98,900 | | -0,803 | 98,900 | | | |
| 141 | 103,800 | | 0,164 | 103,800 | | | |
| 142 | 106,500 | | 0,675 | 106,500 | | | |
| 143 | 96,700 | | -1,241 | 96,700 | | | |
| 144 | 100,500 | | -0,485 | 100,500 | | | |
| 145 | 102,000 | | -0,186 | 102,000 | | | |
| 150 | 112,000 | | 1,716 | 112,000 | | | |
| 151 | 106,000 | | 0,580 | 106,000 | | | |
| 152 | 97,800 | | -1,022 | 97,800 | | | |
| 153 | 103,740 | | 0,152 | 103,740 | | | |
| 154 | 101,000 | | -0,385 | 101,000 | | | |
| 155 | 104,000 | | 0,202 | 104,000 | | | |
| 156 | 110,000 | | 1,338 | 110,000 | | | |
| 157 | 102,020 | | -0,182 | 102,020 | | | |
| 158 | 101,500 | | -0,286 | 101,500 | | | |
| 159 | 22,000 | | -16,108 | 22,000 | | | |
| 160 | 105,600 | | 0,504 | 105,600 | | | |
| 162 | 102,540 | | -0,079 | 102,540 | | | |
| 163 | 108,000 | | 0,959 | 108,000 | | | |
| 164 | 86,450 | | -3,281 | 86,450 | | | |
| 165 | 102,000 | | -0,186 | 102,000 | | | |
| 166 | 103,000 | | 0,012 | 103,000 | | | |
| 168 | 103,400 | | 0,088 | 103,400 | | | |
| 169 | 126,000 | | 4,367 | 126,000 | | | |
| 171 | 105,450 | | 0,476 | 105,450 | | | |
| 172 | 90,500 | | -2,475 | 90,500 | | | |
| 174 | 103,000 | | 0,012 | 103,000 | | | |
| 175 | 103,000 | | 0,012 | 103,000 | | | |
| 179 | 101,780 | | -0,230 | 101,780 | | | |
| 180 | 104,200 | | 0,239 | 104,200 | | | |



3/2011 A 1 - Anionen

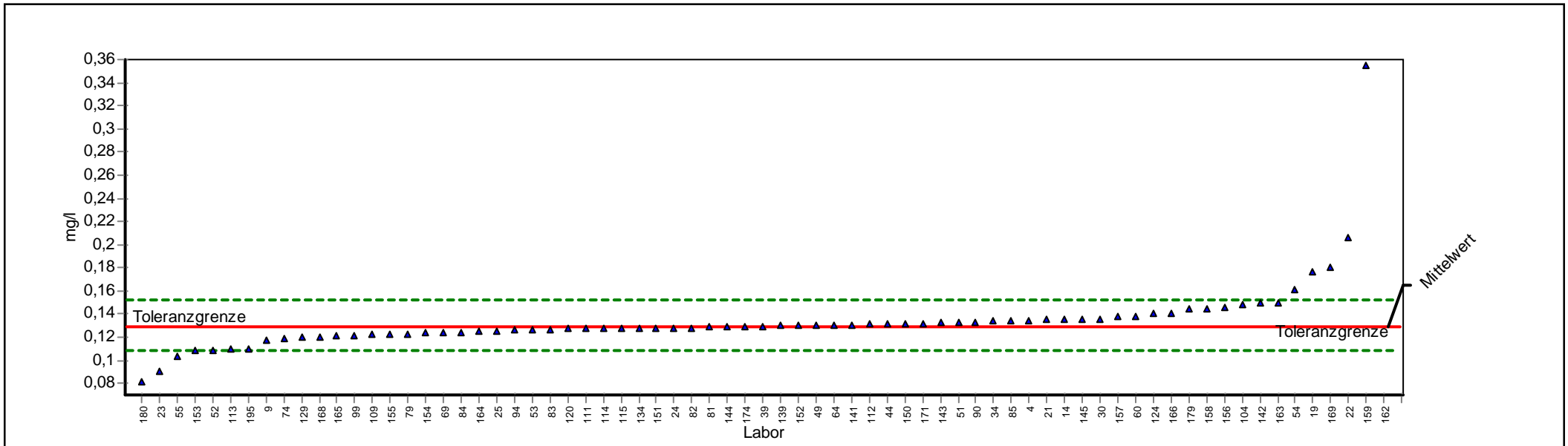
| | | | |
|-----|---------|--------|---------|
| 19 | 103,940 | 0,190 | 103,940 |
| 195 | 103,000 | 0,012 | 103,000 |
| 21 | 101,500 | -0,286 | 101,500 |
| 22 | 96,770 | -1,227 | 96,770 |
| 23 | 103,000 | 0,012 | 103,000 |
| 24 | 102,000 | -0,186 | 102,000 |
| 25 | 99,500 | -0,684 | 99,500 |
| 30 | 102,500 | -0,087 | 102,500 |
| 34 | 103,200 | 0,050 | 103,200 |
| 39 | 103,400 | 0,088 | 103,400 |
| 4 | 103,624 | 0,130 | 103,624 |
| 44 | 102,060 | -0,174 | 102,060 |
| 49 | 104,800 | 0,353 | 104,800 |
| 51 | 117,000 | 2,663 | 117,000 |
| 52 | 97,700 | -1,042 | 97,700 |
| 53 | 102,700 | -0,047 | 102,700 |
| 54 | 103,000 | 0,012 | 103,000 |
| 55 | 104,590 | 0,313 | 104,590 |
| 60 | 102,900 | -0,007 | 102,900 |
| 64 | 103,490 | 0,105 | 103,490 |
| 69 | 108,030 | 0,965 | 108,030 |
| 74 | 93,700 | -1,838 | 93,700 |
| 79 | 99,600 | -0,664 | 99,600 |
| 81 | 105,700 | 0,523 | 105,700 |
| 82 | 103,000 | 0,012 | 103,000 |
| 83 | 103,000 | 0,012 | 103,000 |
| 84 | 105,000 | 0,391 | 105,000 |
| 85 | 104,010 | 0,203 | 104,010 |
| 9 | 111,200 | 1,565 | 111,200 |
| 90 | 101,000 | -0,385 | 101,000 |
| 94 | 103,700 | 0,145 | 103,700 |
| 99 | 102,000 | -0,186 | 102,000 |



Einzeldarstellung

Probe: F
 Parameter: Nitrit
 Methode: DIN 38402 A45
 Anzahl Labore: 71
 Toleranzgrenzen: 0,109 - 0,152 mg/l (|Zu-Score| < 2,00)

Sollwert: 0,129 mg/l (empirischer Wert)
 Soll-STD: 0,011 mg/l (Limited)
 Rel.Soll STD: 8,20% (Limited)
 Rel.Vergleichs-STD (VR, rel): 8,20%
 Vergleichs-STD (VR): 0,011 mg/l



ProLab 2009



Einzeldarstellung

| | | | |
|------------------|--|-------------------------------|--------------------------------|
| Probe: | F | Sollwert: | 0,1294 mg/l (empirischer Wert) |
| Parameter: | Nitrit | Soll-STD: | 0,0106 mg/l (Limited) |
| Methode: | DIN 38402 A45 | Rel.Soll STD: | 8,20% (Limited) |
| Anzahl Labore: | 71 | Rel.Vergleichs-STD (VR, rel): | 8,20% |
| Toleranzgrenzen: | 0,1090 - 0,1515 mg/l (Zu-Score < 2,00) | Vergleichs-STD (VR): | 0,0106 mg/l |

| Laborcode | GH | STD | Z-Score | GH 1 | GH 2 | GH 3 | GH 4 |
|-----------|--------|-----|---------|--------|------|------|------|
| 104 | 0,1480 | | 1,6819 | 0,1480 | | | |
| 109 | 0,1220 | | -0,7219 | 0,1220 | | | |
| 111 | 0,1280 | | -0,1340 | 0,1280 | | | |
| 112 | 0,1310 | | 0,1473 | 0,1310 | | | |
| 113 | 0,1100 | | -1,8976 | 0,1100 | | | |
| 114 | 0,1280 | | -0,1340 | 0,1280 | | | |
| 115 | 0,1280 | | -0,1340 | 0,1280 | | | |
| 120 | 0,1277 | | -0,1634 | 0,1277 | | | |
| 124 | 0,1400 | | 0,9597 | 0,1400 | | | |
| 129 | 0,1200 | | -0,9179 | 0,1200 | | | |
| 134 | 0,1280 | | -0,1340 | 0,1280 | | | |
| 139 | 0,1300 | | 0,0570 | 0,1300 | | | |
| 14 | 0,1360 | | 0,5987 | 0,1360 | | | |
| 141 | 0,1306 | | 0,1112 | 0,1306 | | | |
| 142 | 0,1490 | | 1,7721 | 0,1490 | | | |
| 143 | 0,1330 | | 0,3279 | 0,1330 | | | |
| 144 | 0,1290 | | -0,0361 | 0,1290 | | | |
| 145 | 0,1360 | | 0,5987 | 0,1360 | | | |
| 150 | 0,1320 | | 0,2376 | 0,1320 | | | |
| 151 | 0,1280 | | -0,1340 | 0,1280 | | | |
| 152 | 0,1300 | | 0,0570 | 0,1300 | | | |
| 153 | 0,1080 | | -2,0936 | 0,1080 | | | |
| 154 | 0,1240 | | -0,5259 | 0,1240 | | | |
| 155 | 0,1230 | | -0,6239 | 0,1230 | | | |
| 156 | 0,1460 | | 1,5013 | 0,1460 | | | |
| 157 | 0,1380 | | 0,7792 | 0,1380 | | | |
| 158 | 0,1450 | | 1,4111 | 0,1450 | | | |
| 159 | 0,3550 | | 20,3675 | 0,3550 | | | |
| 162 | 0,4120 | | 25,5128 | 0,4120 | | | |
| 163 | 0,1500 | | 1,8624 | 0,1500 | | | |
| 164 | 0,1250 | | -0,4280 | 0,1250 | | | |
| 165 | 0,1210 | | -0,8199 | 0,1210 | | | |
| 166 | 0,1400 | | 0,9597 | 0,1400 | | | |
| 168 | 0,1200 | | -0,9179 | 0,1200 | | | |
| 169 | 0,1800 | | 4,5705 | 0,1800 | | | |
| 171 | 0,1320 | | 0,2376 | 0,1320 | | | |
| 172 | | | | | | | |
| 174 | 0,1290 | | -0,0361 | 0,1290 | | | |
| 179 | 0,1440 | | 1,3208 | 0,1440 | | | |
| 180 | 0,0820 | | -4,6410 | 0,0820 | | | |
| 19 | 0,1770 | | 4,2997 | 0,1770 | | | |
| 195 | 0,1100 | | -1,8976 | 0,1100 | | | |



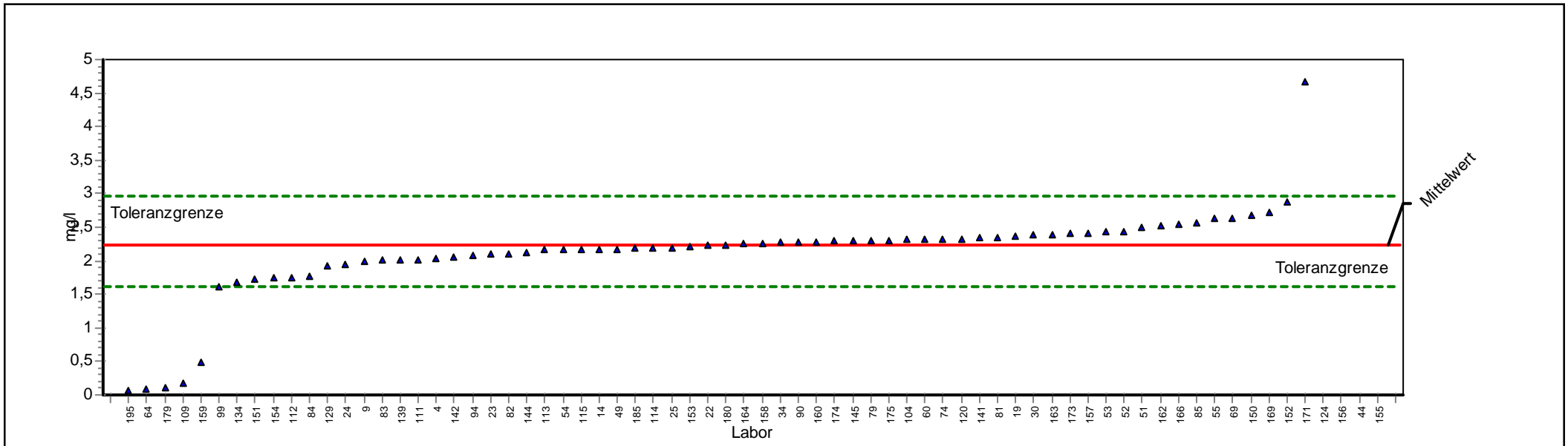
| | | | |
|----|--------|---------|--------|
| 21 | 0,1350 | 0,5084 | 0,1350 |
| 22 | 0,2060 | 6,9175 | 0,2060 |
| 23 | 0,0900 | -3,8572 | 0,0900 |
| 24 | 0,1280 | -0,1340 | 0,1280 |
| 25 | 0,1250 | -0,4280 | 0,1250 |
| 30 | 0,1360 | 0,5987 | 0,1360 |
| 34 | 0,1340 | 0,4181 | 0,1340 |
| 39 | 0,1290 | -0,0361 | 0,1290 |
| 4 | 0,1348 | 0,4903 | 0,1348 |
| 44 | 0,1310 | 0,1473 | 0,1310 |
| 49 | 0,1300 | 0,0570 | 0,1300 |
| 51 | 0,1330 | 0,3279 | 0,1330 |
| 52 | 0,1090 | -1,9956 | 0,1090 |
| 53 | 0,1270 | -0,2320 | 0,1270 |
| 54 | 0,1610 | 2,8554 | 0,1610 |
| 55 | 0,1040 | -2,4855 | 0,1040 |
| 60 | 0,1380 | 0,7792 | 0,1380 |
| 64 | 0,1300 | 0,0570 | 0,1300 |
| 69 | 0,1240 | -0,5259 | 0,1240 |
| 74 | 0,1190 | -1,0158 | 0,1190 |
| 79 | 0,1230 | -0,6239 | 0,1230 |
| 81 | 0,1284 | -0,0948 | 0,1284 |
| 82 | 0,1280 | -0,1340 | 0,1280 |
| 83 | 0,1270 | -0,2320 | 0,1270 |
| 84 | 0,1240 | -0,5259 | 0,1240 |
| 85 | 0,1340 | 0,4181 | 0,1340 |
| 9 | 0,1180 | -1,1138 | 0,1180 |
| 90 | 0,1330 | 0,3279 | 0,1330 |
| 94 | 0,1260 | -0,3300 | 0,1260 |
| 99 | 0,1210 | -0,8199 | 0,1210 |



Einzeldarstellung

Probe: F
Parameter: Phosphor
Methode: DIN 38402 A45
Anzahl Labore: 70
Toleranzgrenzen: 1,606 - 2,959 mg/l (|Zu-Score| < 2,00)

Sollwert: 2,232 mg/l (empirischer Wert)
Soll-STD: 0,334 mg/l (Limited)
Rel.Soll STD: 14,98% (Limited)
Rel.Vergleichs-STD (VR, rel): 14,98%
Vergleichs-STD (VR): 0,334 mg/l



ProLab 2009



Einzeldarstellung

| | | | |
|------------------|--|-------------------------------|-------------------------------|
| Probe: | F | Sollwert: | 2,232 mg/l (empirischer Wert) |
| Parameter: | Phosphor | Soll-STD: | 0,334 mg/l (Limited) |
| Methode: | DIN 38402 A45 | Rel.Soll STD: | 14,98% (Limited) |
| Anzahl Labore: | 70 | Rel.Vergleichs-STD (VR, rel): | 14,98% |
| Toleranzgrenzen: | 1,606 - 2,959 mg/l (Zu-Score < 2,00) | Vergleichs-STD (VR): | 0,334 mg/l |

| Laborcode | GH | STD | Z-Score | GH 1 | GH 2 | GH 3 | GH 4 |
|-----------|----------|-----|----------|----------|------|------|------|
| 104 | 2,330 | | 0,270 | 2,330 | | | |
| 109 | 0,182 | | -6,553 | 0,182 | | | |
| 111 | 2,021 | | -0,675 | 2,021 | | | |
| 112 | 1,750 | | -1,541 | 1,750 | | | |
| 113 | 2,160 | | -0,230 | 2,160 | | | |
| 114 | 2,200 | | -0,102 | 2,200 | | | |
| 115 | 2,170 | | -0,198 | 2,170 | | | |
| 120 | 2,333 | | 0,278 | 2,333 | | | |
| 124 | 6,220 | | 10,977 | 6,220 | | | |
| 129 | 1,923 | | -0,988 | 1,923 | | | |
| 134 | 1,690 | | -1,733 | 1,690 | | | |
| 139 | 2,018 | | -0,684 | 2,018 | | | |
| 14 | 2,170 | | -0,198 | 2,170 | | | |
| 141 | 2,341 | | 0,300 | 2,341 | | | |
| 142 | 2,056 | | -0,563 | 2,056 | | | |
| 144 | 2,120 | | -0,358 | 2,120 | | | |
| 145 | 2,300 | | 0,187 | 2,300 | | | |
| 150 | 2,680 | | 1,233 | 2,680 | | | |
| 151 | 1,730 | | -1,605 | 1,730 | | | |
| 152 | 2,880 | | 1,783 | 2,880 | | | |
| 153 | 2,220 | | -0,039 | 2,220 | | | |
| 154 | 1,749 | | -1,544 | 1,749 | | | |
| 155 | 2720,000 | | 7480,527 | 2720,000 | | | |
| 156 | 6,750 | | 12,435 | 6,750 | | | |
| 157 | 2,414 | | 0,501 | 2,414 | | | |
| 158 | 2,260 | | 0,077 | 2,260 | | | |
| 159 | 0,480 | | -5,601 | 0,480 | | | |
| 160 | 2,286 | | 0,148 | 2,286 | | | |
| 162 | 2,522 | | 0,798 | 2,522 | | | |
| 163 | 2,390 | | 0,435 | 2,390 | | | |
| 164 | 2,251 | | 0,052 | 2,251 | | | |
| 166 | 2,540 | | 0,848 | 2,540 | | | |
| 169 | 2,720 | | 1,343 | 2,720 | | | |
| 171 | 4,676 | | 6,727 | 4,676 | | | |
| 173 | 2,410 | | 0,490 | 2,410 | | | |
| 174 | 2,290 | | 0,159 | 2,290 | | | |
| 175 | 2,310 | | 0,215 | 2,310 | | | |
| 179 | 0,119 | | -6,754 | 0,119 | | | |
| 180 | 2,244 | | 0,033 | 2,244 | | | |
| 185 | 2,190 | | -0,134 | 2,190 | | | |
| 19 | 2,370 | | 0,380 | 2,370 | | | |
| 195 | 0,068 | | -6,918 | 0,068 | | | |



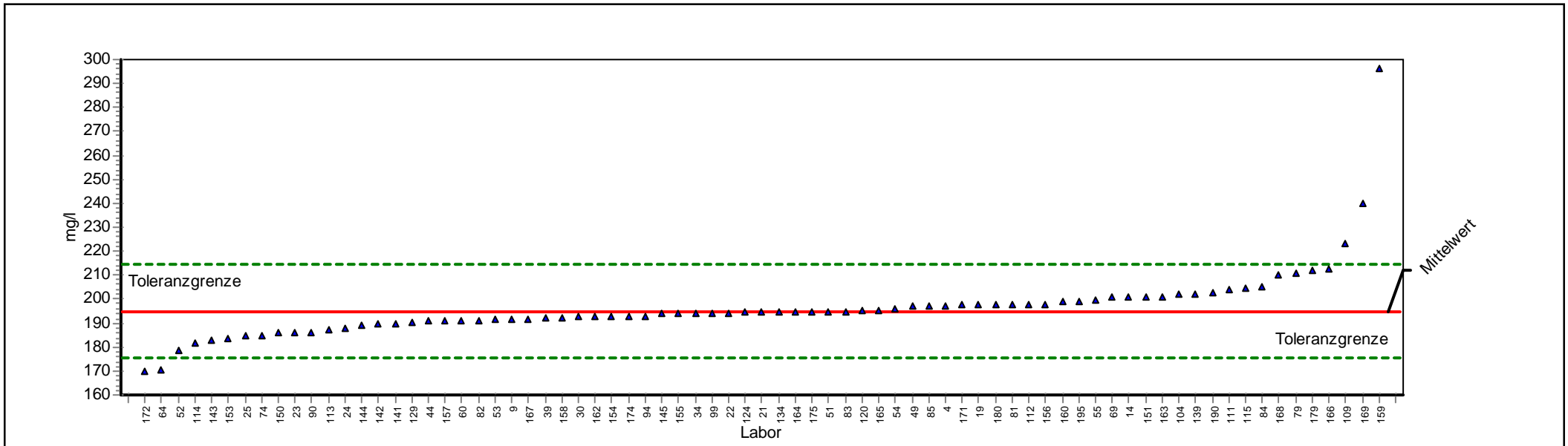
| | | | |
|----|-------|--------|-------|
| 22 | 2,230 | -0,007 | 2,230 |
| 23 | 2,100 | -0,422 | 2,100 |
| 24 | 1,936 | -0,946 | 1,936 |
| 25 | 2,200 | -0,102 | 2,200 |
| 30 | 2,380 | 0,407 | 2,380 |
| 34 | 2,280 | 0,132 | 2,280 |
| 4 | 2,031 | -0,643 | 2,031 |
| 44 | 6,860 | 12,738 | 6,860 |
| 49 | 2,176 | -0,179 | 2,176 |
| 51 | 2,490 | 0,710 | 2,490 |
| 52 | 2,444 | 0,583 | 2,444 |
| 53 | 2,441 | 0,575 | 2,441 |
| 54 | 2,162 | -0,224 | 2,162 |
| 55 | 2,622 | 1,074 | 2,622 |
| 60 | 2,330 | 0,270 | 2,330 |
| 64 | 0,091 | -6,844 | 0,091 |
| 69 | 2,639 | 1,120 | 2,639 |
| 74 | 2,330 | 0,270 | 2,330 |
| 79 | 2,300 | 0,187 | 2,300 |
| 81 | 2,348 | 0,319 | 2,348 |
| 82 | 2,112 | -0,384 | 2,112 |
| 83 | 2,012 | -0,703 | 2,012 |
| 84 | 1,780 | -1,445 | 1,780 |
| 85 | 2,577 | 0,949 | 2,577 |
| 9 | 1,990 | -0,774 | 1,990 |
| 90 | 2,280 | 0,132 | 2,280 |
| 94 | 2,070 | -0,518 | 2,070 |
| 99 | 1,610 | -1,988 | 1,610 |



Einzeldarstellung

Probe: F
Parameter: Sulfat
Methode: DIN 38402 A45
Anzahl Labore: 75
Toleranzgrenzen: 175,463 - 214,401 mg/l (|Zu-Score| < 2,00)

Sollwert: 194,445 mg/l (empirischer Wert)
Soll-STD: 9,722 mg/l (Limited)
Rel.Soll STD: 5,00% (Limited)
Rel.Vergleichs-STD (VR, rel): 3,86%
Vergleichs-STD (VR): 7,506 mg/l



ProLab 2009



Einzeldarstellung

| | | | |
|------------------|--|-------------------------------|---------------------------------|
| Probe: | F | Sollwert: | 194,445 mg/l (empirischer Wert) |
| Parameter: | Sulfat | Soll-STD: | 9,722 mg/l (Limited) |
| Methode: | DIN 38402 A45 | Rel.Soll STD: | 5,00% (Limited) |
| Anzahl Labore: | 75 | Rel.Vergleichs-STD (VR, rel): | 3,86% |
| Toleranzgrenzen: | 175,463 - 214,401 mg/l (Zu-Score < 2,00) | Vergleichs-STD (VR): | 7,506 mg/l |

| Laborcode | GH | STD | Z-Score | GH 1 | GH 2 | GH 3 | GH 4 |
|-----------|---------|-----|---------|---------|------|------|------|
| 104 | 202,000 | | 0,757 | 202,000 | | | |
| 109 | 223,000 | | 2,862 | 223,000 | | | |
| 111 | 203,900 | | 0,948 | 203,900 | | | |
| 112 | 198,000 | | 0,356 | 198,000 | | | |
| 113 | 187,000 | | -0,784 | 187,000 | | | |
| 114 | 181,400 | | -1,374 | 181,400 | | | |
| 115 | 204,400 | | 0,998 | 204,400 | | | |
| 120 | 195,200 | | 0,076 | 195,200 | | | |
| 124 | 194,500 | | 0,005 | 194,500 | | | |
| 129 | 190,300 | | -0,437 | 190,300 | | | |
| 134 | 195,000 | | 0,056 | 195,000 | | | |
| 139 | 202,000 | | 0,757 | 202,000 | | | |
| 14 | 201,000 | | 0,657 | 201,000 | | | |
| 141 | 189,900 | | -0,479 | 189,900 | | | |
| 142 | 189,600 | | -0,511 | 189,600 | | | |
| 143 | 183,000 | | -1,206 | 183,000 | | | |
| 144 | 189,000 | | -0,574 | 189,000 | | | |
| 145 | 194,000 | | -0,047 | 194,000 | | | |
| 150 | 186,000 | | -0,890 | 186,000 | | | |
| 151 | 201,000 | | 0,657 | 201,000 | | | |
| 153 | 183,830 | | -1,118 | 183,830 | | | |
| 154 | 193,000 | | -0,152 | 193,000 | | | |
| 155 | 194,000 | | -0,047 | 194,000 | | | |
| 156 | 198,000 | | 0,356 | 198,000 | | | |
| 157 | 190,880 | | -0,376 | 190,880 | | | |
| 158 | 192,400 | | -0,216 | 192,400 | | | |
| 159 | 296,000 | | 10,178 | 296,000 | | | |
| 160 | 199,000 | | 0,456 | 199,000 | | | |
| 162 | 192,750 | | -0,179 | 192,750 | | | |
| 163 | 201,000 | | 0,657 | 201,000 | | | |
| 164 | 195,000 | | 0,056 | 195,000 | | | |
| 165 | 195,600 | | 0,116 | 195,600 | | | |
| 166 | 212,500 | | 1,809 | 212,500 | | | |
| 167 | 191,449 | | -0,316 | 191,449 | | | |
| 168 | 210,100 | | 1,569 | 210,100 | | | |
| 169 | 240,000 | | 4,566 | 240,000 | | | |
| 171 | 197,670 | | 0,323 | 197,670 | | | |
| 172 | 170,000 | | -2,576 | 170,000 | | | |
| 174 | 193,000 | | -0,152 | 193,000 | | | |
| 175 | 195,000 | | 0,056 | 195,000 | | | |
| 179 | 211,850 | | 1,744 | 211,850 | | | |
| 180 | 197,800 | | 0,336 | 197,800 | | | |



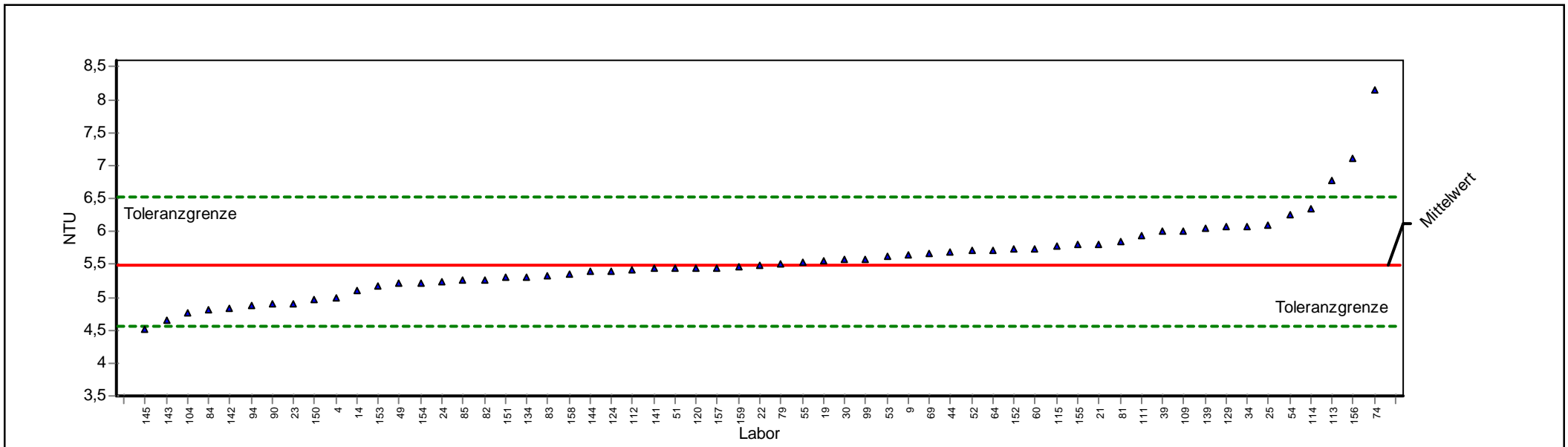
| | | | |
|-----|---------|--------|---------|
| 19 | 197,790 | 0,335 | 197,790 |
| 190 | 202,470 | 0,804 | 202,470 |
| 195 | 199,000 | 0,456 | 199,000 |
| 21 | 194,960 | 0,052 | 194,960 |
| 22 | 194,300 | -0,015 | 194,300 |
| 23 | 186,000 | -0,890 | 186,000 |
| 24 | 188,000 | -0,679 | 188,000 |
| 25 | 185,000 | -0,995 | 185,000 |
| 30 | 192,600 | -0,194 | 192,600 |
| 34 | 194,000 | -0,047 | 194,000 |
| 39 | 191,970 | -0,261 | 191,970 |
| 4 | 197,128 | 0,269 | 197,128 |
| 44 | 190,700 | -0,395 | 190,700 |
| 49 | 196,900 | 0,246 | 196,900 |
| 51 | 195,000 | 0,056 | 195,000 |
| 52 | 178,500 | -1,680 | 178,500 |
| 53 | 191,300 | -0,331 | 191,300 |
| 54 | 196,100 | 0,166 | 196,100 |
| 55 | 199,530 | 0,510 | 199,530 |
| 60 | 191,000 | -0,363 | 191,000 |
| 64 | 170,800 | -2,491 | 170,800 |
| 69 | 200,920 | 0,649 | 200,920 |
| 74 | 185,000 | -0,995 | 185,000 |
| 79 | 211,100 | 1,669 | 211,100 |
| 81 | 197,900 | 0,346 | 197,900 |
| 82 | 191,000 | -0,363 | 191,000 |
| 83 | 195,000 | 0,056 | 195,000 |
| 84 | 205,000 | 1,058 | 205,000 |
| 85 | 197,000 | 0,256 | 197,000 |
| 9 | 191,300 | -0,331 | 191,300 |
| 90 | 186,000 | -0,890 | 186,000 |
| 94 | 193,000 | -0,152 | 193,000 |
| 99 | 194,000 | -0,047 | 194,000 |



Einzeldarstellung

Probe: F
Parameter: Trübung
Methode: DIN 38402 A45
Anzahl Labore: 59
Toleranzgrenzen: 4,550 - 6,531 NTU (|Zu-Score| < 2,00)

Sollwert: 5,496 NTU (empirischer Wert)
Soll-STD: 0,493 NTU (Limited)
Rel.Soll STD: 8,97% (Limited)
Rel.Vergleichs-STD (VR, rel): 8,97%
Vergleichs-STD (VR): 0,493 NTU



ProLab 2009



Einzeldarstellung

| | | | |
|------------------|---------------------------------------|-------------------------------|------------------------------|
| Probe: | F | Sollwert: | 5,496 NTU (empirischer Wert) |
| Parameter: | Trübung | Soll-STD: | 0,493 NTU (Limited) |
| Methode: | DIN 38402 A45 | Rel.Soll STD: | 8,97% (Limited) |
| Anzahl Labore: | 59 | Rel.Vergleichs-STD (VR, rel): | 8,97% |
| Toleranzgrenzen: | 4,550 - 6,531 NTU (Zu-Score < 2,00) | Vergleichs-STD (VR): | 0,493 NTU |

| Laborcode | GH | STD | Z-Score | GH 1 | GH 2 | GH 3 | GH 4 |
|-----------|-------|-----|---------|-------|------|------|------|
| 104 | 4,770 | | -1,535 | 4,770 | | | |
| 109 | 6,010 | | 0,994 | 6,010 | | | |
| 111 | 5,930 | | 0,839 | 5,930 | | | |
| 112 | 5,420 | | -0,161 | 5,420 | | | |
| 113 | 6,780 | | 2,482 | 6,780 | | | |
| 114 | 6,350 | | 1,651 | 6,350 | | | |
| 115 | 5,770 | | 0,530 | 5,770 | | | |
| 120 | 5,450 | | -0,097 | 5,450 | | | |
| 124 | 5,390 | | -0,224 | 5,390 | | | |
| 129 | 6,070 | | 1,110 | 6,070 | | | |
| 134 | 5,310 | | -0,393 | 5,310 | | | |
| 139 | 6,050 | | 1,071 | 6,050 | | | |
| 14 | 5,110 | | -0,816 | 5,110 | | | |
| 141 | 5,440 | | -0,118 | 5,440 | | | |
| 142 | 4,840 | | -1,387 | 4,840 | | | |
| 143 | 4,660 | | -1,768 | 4,660 | | | |
| 144 | 5,386 | | -0,233 | 5,386 | | | |
| 145 | 4,520 | | -2,064 | 4,520 | | | |
| 150 | 4,960 | | -1,133 | 4,960 | | | |
| 151 | 5,300 | | -0,414 | 5,300 | | | |
| 152 | 5,735 | | 0,462 | 5,735 | | | |
| 153 | 5,160 | | -0,710 | 5,160 | | | |
| 154 | 5,220 | | -0,584 | 5,220 | | | |
| 155 | 5,800 | | 0,588 | 5,800 | | | |
| 156 | 7,120 | | 3,139 | 7,120 | | | |
| 157 | 5,450 | | -0,097 | 5,450 | | | |
| 158 | 5,350 | | -0,309 | 5,350 | | | |
| 159 | 5,470 | | -0,055 | 5,470 | | | |
| 19 | 5,560 | | 0,124 | 5,560 | | | |
| 21 | 5,810 | | 0,607 | 5,810 | | | |
| 22 | 5,490 | | -0,013 | 5,490 | | | |
| 23 | 4,900 | | -1,260 | 4,900 | | | |
| 24 | 5,230 | | -0,562 | 5,230 | | | |
| 25 | 6,090 | | 1,148 | 6,090 | | | |
| 30 | 5,568 | | 0,139 | 5,568 | | | |
| 34 | 6,080 | | 1,129 | 6,080 | | | |
| 39 | 6,000 | | 0,974 | 6,000 | | | |
| 4 | 4,996 | | -1,057 | 4,996 | | | |
| 44 | 5,680 | | 0,356 | 5,680 | | | |
| 49 | 5,210 | | -0,605 | 5,210 | | | |
| 51 | 5,440 | | -0,118 | 5,440 | | | |
| 52 | 5,720 | | 0,433 | 5,720 | | | |



| | | | |
|----|-------|--------|-------|
| 53 | 5,630 | 0,259 | 5,630 |
| 54 | 6,260 | 1,477 | 6,260 |
| 55 | 5,530 | 0,066 | 5,530 |
| 60 | 5,742 | 0,476 | 5,742 |
| 64 | 5,720 | 0,433 | 5,720 |
| 69 | 5,670 | 0,336 | 5,670 |
| 74 | 8,140 | 5,111 | 8,140 |
| 79 | 5,510 | 0,027 | 5,510 |
| 81 | 5,850 | 0,684 | 5,850 |
| 82 | 5,270 | -0,478 | 5,270 |
| 83 | 5,320 | -0,372 | 5,320 |
| 84 | 4,800 | -1,472 | 4,800 |
| 85 | 5,260 | -0,499 | 5,260 |
| 9 | 5,650 | 0,298 | 5,650 |
| 90 | 4,890 | -1,281 | 4,890 |
| 94 | 4,870 | -1,324 | 4,870 |
| 99 | 5,580 | 0,162 | 5,580 |



Probe G

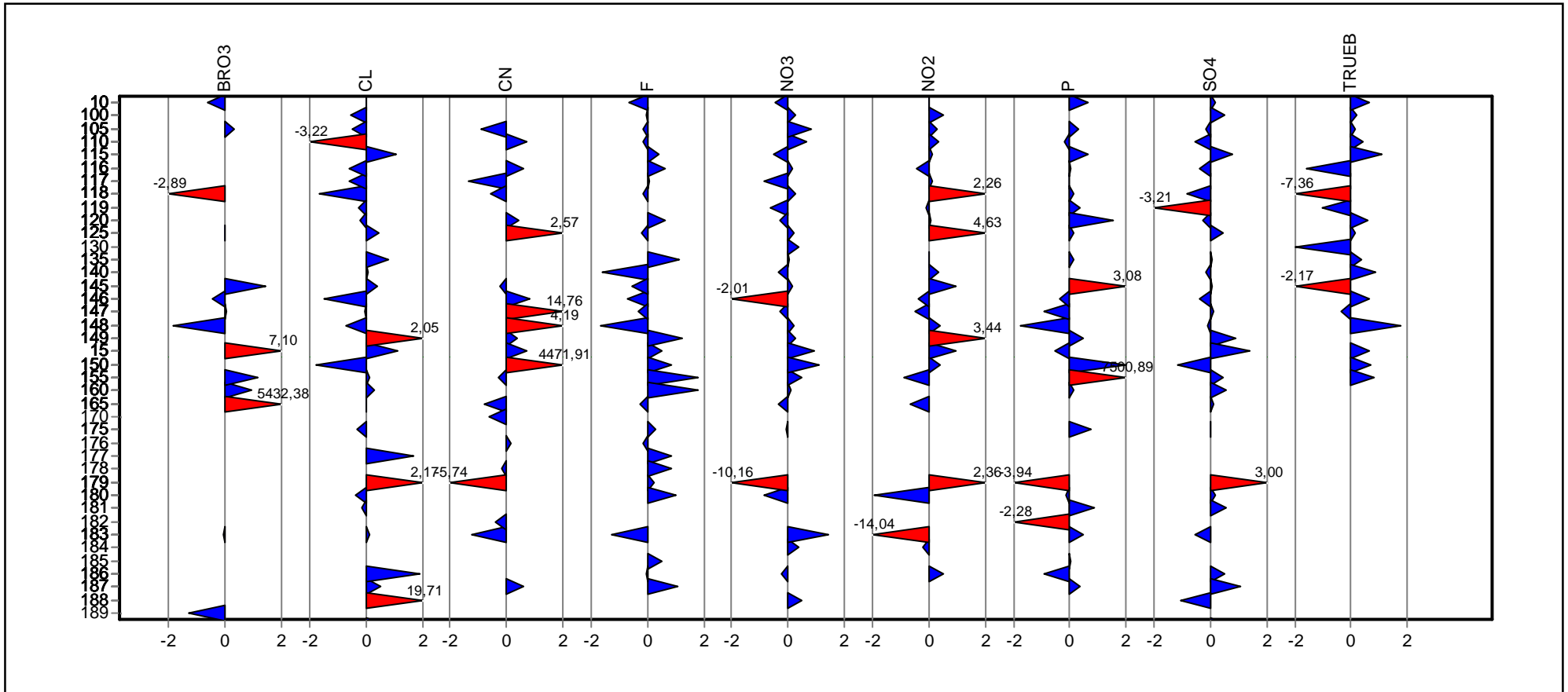
Ringversuchskenndaten

Charge G

| Merkmal | | Sollwert | Soil-STD. | rel.Soll-STD.[%] | Vergleichs-STD | rel.Vergleichs-STD [%] | Tol. unten | Tol. oben | Einheit | Anzahl Labore/Werte |
|----------|-------|----------|-----------|------------------|----------------|------------------------|------------|-----------|---------|---------------------|
| Bromat | BRO3 | 0,02026 | 0,00306 | 15,11 | 0,00306 | 15,11 | 0,0145 | 0,0269 | mg/l | 29 |
| Chlorid | CL | 22,657 | 1,1329 | 5,00 | 0,9673 | 4,27 | 20,4454 | 24,9825 | mg/l | 67 |
| Cyanid | CN | 0,05790 | 0,01057 | 18,26 | 0,01057 | 18,26 | 0,0384 | 0,0814 | mg/l | 48 |
| Fluorid | F | 1,2532 | 0,08446 | 6,74 | 0,08446 | 6,74 | 1,0896 | 1,4282 | mg/l | 63 |
| Nitrat | NO3 | 163,726 | 8,1863 | 5,00 | 4,4619 | 2,73 | 147,7422 | 180,5283 | mg/l | 64 |
| Nitrit | NO2 | 0,1810 | 0,00905 | 5,00 | 0,0081 | 4,49 | 0,1634 | 0,1996 | mg/l | 60 |
| Phosphor | P | 0,12649 | 0,01899 | 15,02 | 0,01899 | 15,02 | 0,091 | 0,1678 | mg/l | 60 |
| Sulfat | SO4 | 90,367 | 4,5184 | 5,00 | 2,8990 | 3,21 | 81,5452 | 99,6413 | mg/l | 65 |
| Trübung | TRUEB | 2,668 | 0,2391 | 8,96 | 0,2391 | 8,96 | 2,2091 | 3,1691 | NTU | 49 |

Übersicht Zu-Scores

Probe: G

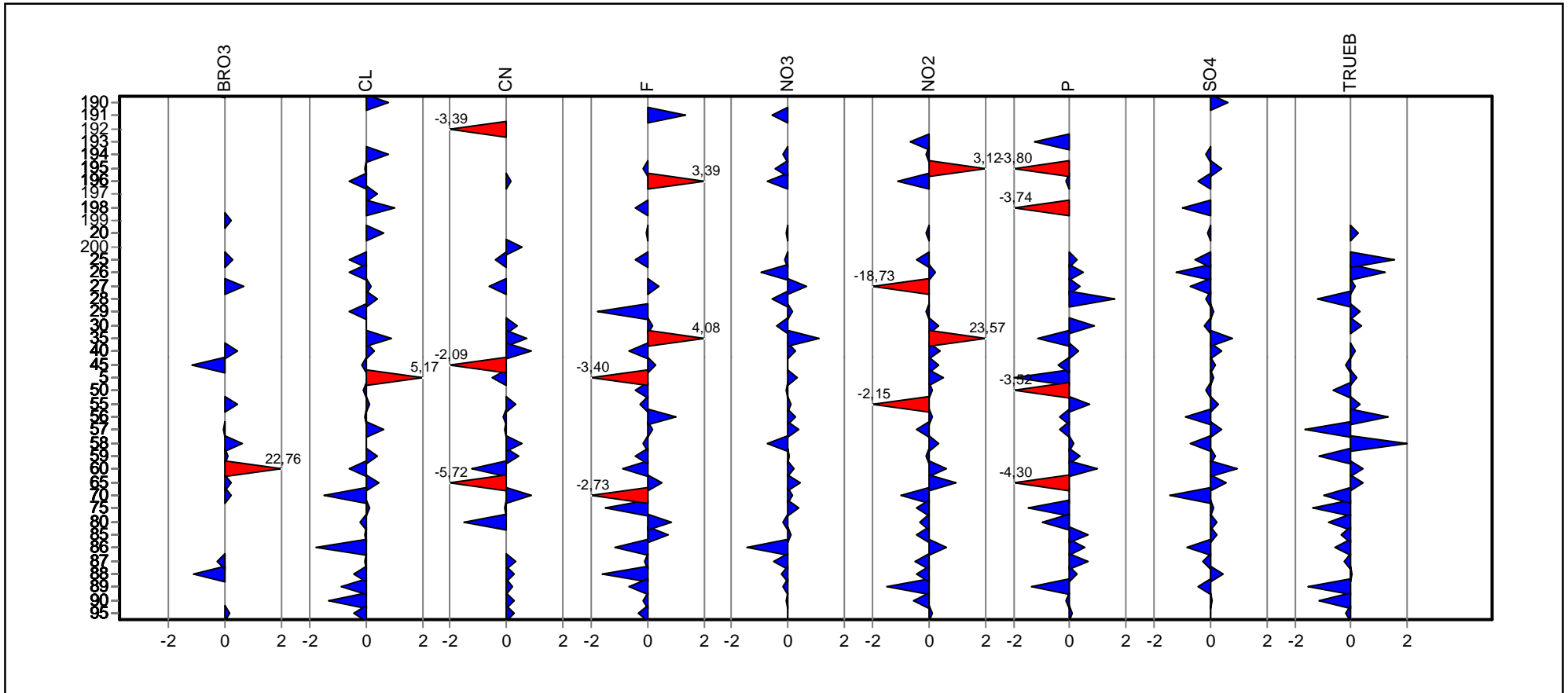


Referenzstelle Trinkwasser FB 61.1



Übersicht Zu-Scores

Probe: G



Referenzstelle Trinkwasser FB 61.1

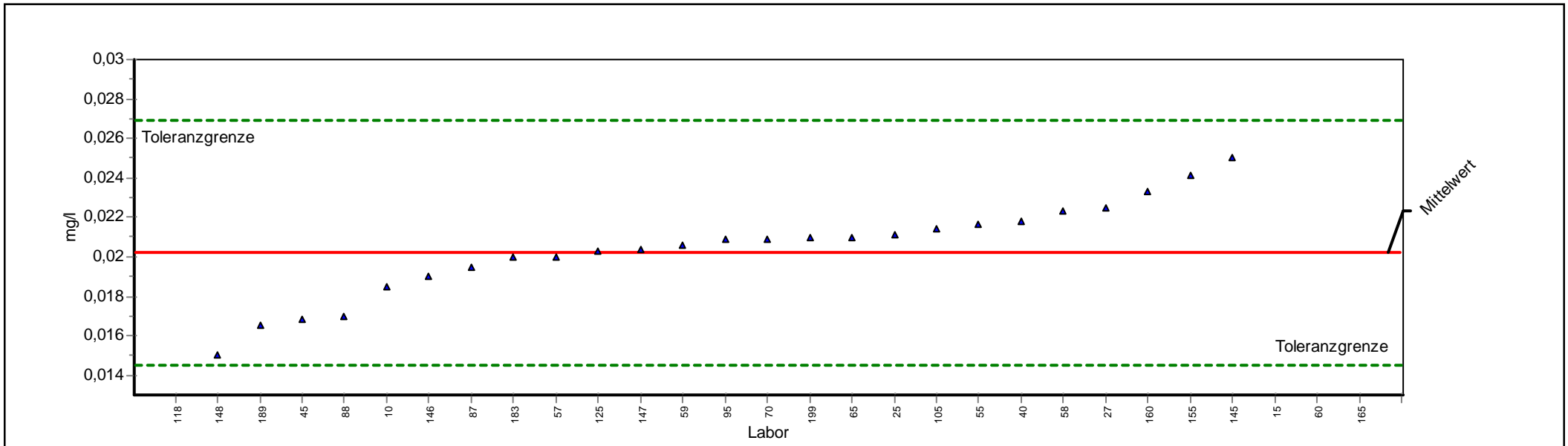


**Einzel­darstellung der
Parameter
(Grafik und Tabelle)**

Einzeldarstellung

Probe: G
Parameter: Bromat
Methode: DIN 38402 A45
Anzahl Labore: 29
Toleranzgrenzen: 0,0145 - 0,0269 mg/l (|Zu-Score| < 2,00)

Sollwert: 0,0203 mg/l (empirischer Wert)
Soll-STD: 0,0031 mg/l (Limited)
Rel.Soll STD: 15,11% (Limited)
Rel.Vergleichs-STD (VR, rel): 15,11%
Vergleichs-STD (VR): 0,0031 mg/l



ProLab 2009



Einzeldarstellung

| | | | |
|------------------|--|-------------------------------|--------------------------------|
| Probe: | G | Sollwert: | 0,0203 mg/l (empirischer Wert) |
| Parameter: | Bromat | Soll-STD: | 0,0031 mg/l (Limited) |
| Methode: | DIN 38402 A45 | Rel.Soll STD: | 15,11% (Limited) |
| Anzahl Labore: | 29 | Rel.Vergleichs-STD (VR, rel): | 15,11% |
| Toleranzgrenzen: | 0,0145 - 0,0269 mg/l (Zu-Score < 2,00) | Vergleichs-STD (VR): | 0,0031 mg/l |

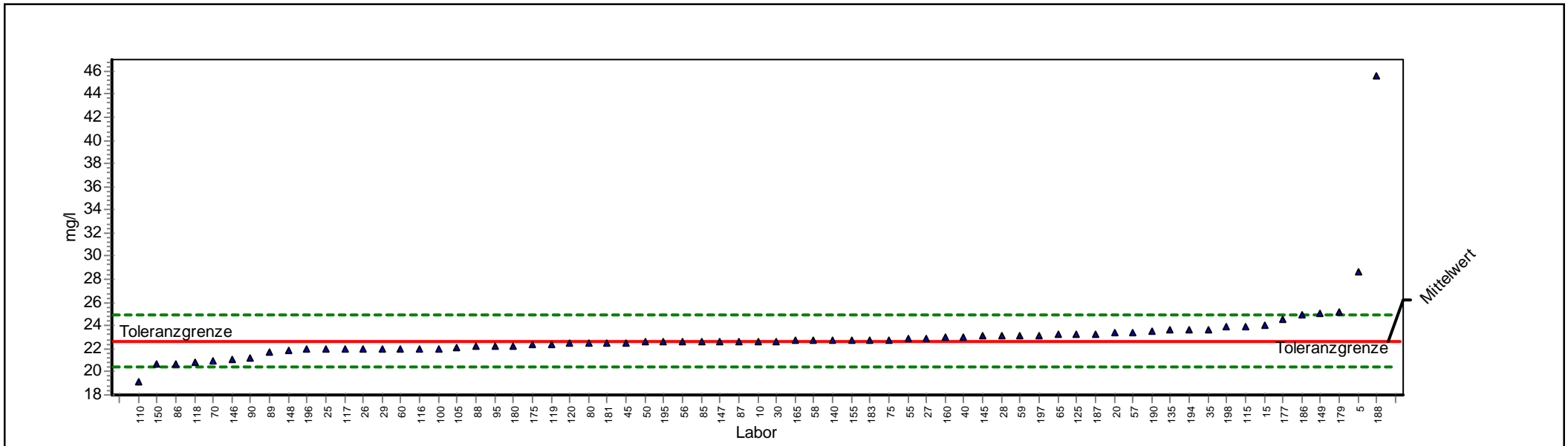
| Laborcode | GH | STD | Z-Score | GH 1 | GH 2 | GH 3 | GH 4 |
|-----------|---------|-----------|---------|---------|------|------|------|
| 10 | 0,0185 | | -0,6280 | 0,0185 | | | |
| 105 | 0,0214 | | 0,3433 | 0,0214 | | | |
| 118 | 0,0120 | | -2,8851 | 0,0120 | | | |
| 125 | 0,0203 | | 0,0128 | 0,0203 | | | |
| 145 | 0,0250 | | 1,4250 | 0,0250 | | | |
| 146 | 0,0190 | | -0,4393 | 0,0190 | | | |
| 147 | 0,0204 | | 0,0429 | 0,0204 | | | |
| 148 | 0,0150 | | -1,8369 | 0,0150 | | | |
| 15 | 0,0439 | | 7,1039 | 0,0439 | | | |
| 155 | 0,0241 | | 1,1546 | 0,0241 | | | |
| 160 | 0,0233 | | 0,9142 | 0,0233 | | | |
| 165 | 18,1000 | 5432,3765 | | 18,1000 | | | |
| 183 | 0,0200 | | -0,0899 | 0,0200 | | | |
| 189 | 0,0165 | | -1,3128 | 0,0165 | | | |
| 199 | 0,0210 | | 0,2231 | 0,0210 | | | |
| 25 | 0,0211 | | 0,2532 | 0,0211 | | | |
| 27 | 0,0225 | | 0,6738 | 0,0225 | | | |
| 40 | 0,0218 | | 0,4635 | 0,0218 | | | |
| 45 | 0,0168 | | -1,2080 | 0,0168 | | | |
| 55 | 0,0217 | | 0,4245 | 0,0217 | | | |
| 57 | 0,0200 | | -0,0899 | 0,0200 | | | |
| 58 | 0,0223 | | 0,6138 | 0,0223 | | | |
| 59 | 0,0206 | | 0,1030 | 0,0206 | | | |
| 60 | 0,0960 | | 22,7582 | 0,0960 | | | |
| 65 | 0,0210 | | 0,2231 | 0,0210 | | | |
| 70 | 0,0209 | | 0,1931 | 0,0209 | | | |
| 87 | 0,0195 | | -0,2646 | 0,0195 | | | |
| 88 | 0,0170 | | -1,1381 | 0,0170 | | | |
| 95 | 0,0209 | | 0,1868 | 0,0209 | | | |



Einzeldarstellung

Probe: G
Parameter: Chlorid
Methode: DIN 38402 A45
Anzahl Labore: 67
Toleranzgrenzen: 20,4454 - 24,9825 mg/l (|Zu-Score| < 2,00)

Sollwert: 22,6572 mg/l (empirischer Wert)
Soll-STD: 1,1329 mg/l (Limited)
Rel.Soll STD: 5,00% (Limited)
Rel.Vergleichs-STD (VR, rel): 4,27%
Vergleichs-STD (VR): 0,9673 mg/l



ProLab 2009



Einzeldarstellung

| | | | |
|------------------|--|-------------------------------|--------------------------------|
| Probe: | G | Sollwert: | 22,657 mg/l (empirischer Wert) |
| Parameter: | Chlorid | Soll-STD: | 1,133 mg/l (Limited) |
| Methode: | DIN 38402 A45 | Rel.Soll STD: | 5,00% (Limited) |
| Anzahl Labore: | 67 | Rel.Vergleichs-STD (VR, rel): | 4,27% |
| Toleranzgrenzen: | 20,445 - 24,983 mg/l (Zu-Score < 2,00) | Vergleichs-STD (VR): | 0,967 mg/l |

| Laborcode | GH | STD | Z-Score | GH 1 | GH 2 | GH 3 | GH 4 |
|-----------|--------|-----|---------|--------|------|------|------|
| 10 | 22,650 | | -0,007 | 22,650 | | | |
| 100 | 22,030 | | -0,567 | 22,030 | | | |
| 105 | 22,130 | | -0,477 | 22,130 | | | |
| 110 | 19,100 | | -3,216 | 19,100 | | | |
| 115 | 23,900 | | 1,069 | 23,900 | | | |
| 116 | 22,005 | | -0,590 | 22,005 | | | |
| 117 | 22,000 | | -0,594 | 22,000 | | | |
| 118 | 20,800 | | -1,679 | 20,800 | | | |
| 119 | 22,340 | | -0,287 | 22,340 | | | |
| 120 | 22,450 | | -0,187 | 22,450 | | | |
| 125 | 23,210 | | 0,475 | 23,210 | | | |
| 135 | 23,600 | | 0,811 | 23,600 | | | |
| 140 | 22,730 | | 0,063 | 22,730 | | | |
| 145 | 23,100 | | 0,381 | 23,100 | | | |
| 146 | 21,018 | | -1,482 | 21,018 | | | |
| 147 | 22,630 | | -0,025 | 22,630 | | | |
| 148 | 21,852 | | -0,728 | 21,852 | | | |
| 149 | 25,040 | | 2,049 | 25,040 | | | |
| 15 | 23,980 | | 1,138 | 23,980 | | | |
| 150 | 20,700 | | -1,770 | 20,700 | | | |
| 155 | 22,800 | | 0,123 | 22,800 | | | |
| 160 | 23,000 | | 0,295 | 23,000 | | | |
| 165 | 22,700 | | 0,037 | 22,700 | | | |
| 175 | 22,300 | | -0,323 | 22,300 | | | |
| 177 | 24,600 | | 1,671 | 24,600 | | | |
| 179 | 25,185 | | 2,174 | 25,185 | | | |
| 180 | 22,240 | | -0,377 | 22,240 | | | |
| 181 | 22,500 | | -0,142 | 22,500 | | | |
| 183 | 22,800 | | 0,123 | 22,800 | | | |
| 186 | 24,890 | | 1,920 | 24,890 | | | |
| 187 | 23,260 | | 0,518 | 23,260 | | | |
| 188 | 45,570 | | 19,708 | 45,570 | | | |
| 190 | 23,580 | | 0,794 | 23,580 | | | |
| 194 | 23,600 | | 0,811 | 23,600 | | | |
| 195 | 22,600 | | -0,052 | 22,600 | | | |
| 196 | 21,970 | | -0,621 | 21,970 | | | |
| 197 | 23,150 | | 0,424 | 23,150 | | | |
| 198 | 23,850 | | 1,026 | 23,850 | | | |
| 20 | 23,400 | | 0,639 | 23,400 | | | |
| 25 | 21,970 | | -0,621 | 21,970 | | | |
| 26 | 22,000 | | -0,594 | 22,000 | | | |
| 27 | 22,900 | | 0,209 | 22,900 | | | |



| | | | |
|----|--------|--------|--------|
| 28 | 23,100 | 0,381 | 23,100 |
| 29 | 22,000 | -0,594 | 22,000 |
| 30 | 22,680 | 0,020 | 22,680 |
| 35 | 23,700 | 0,897 | 23,700 |
| 40 | 23,000 | 0,295 | 23,000 |
| 45 | 22,500 | -0,142 | 22,500 |
| 5 | 28,670 | 5,172 | 28,670 |
| 50 | 22,570 | -0,079 | 22,570 |
| 55 | 22,820 | 0,140 | 22,820 |
| 56 | 22,600 | -0,052 | 22,600 |
| 57 | 23,400 | 0,639 | 23,400 |
| 58 | 22,700 | 0,037 | 22,700 |
| 59 | 23,100 | 0,381 | 23,100 |
| 60 | 22,000 | -0,594 | 22,000 |
| 65 | 23,200 | 0,467 | 23,200 |
| 70 | 20,990 | -1,508 | 20,990 |
| 75 | 22,800 | 0,123 | 22,800 |
| 80 | 22,460 | -0,178 | 22,460 |
| 85 | 22,600 | -0,052 | 22,600 |
| 86 | 20,700 | -1,770 | 20,700 |
| 87 | 22,631 | -0,024 | 22,631 |
| 88 | 22,200 | -0,413 | 22,200 |
| 89 | 21,700 | -0,866 | 21,700 |
| 90 | 21,200 | -1,318 | 21,200 |
| 95 | 22,200 | -0,413 | 22,200 |



Einzeldarstellung

Probe: G

Parameter: Cyanid

Methode: DIN 38402 A45

Anzahl Labore: 48

Toleranzgrenzen: 0,038 - 0,081 mg/l (|Zu-Score| < 2,00)

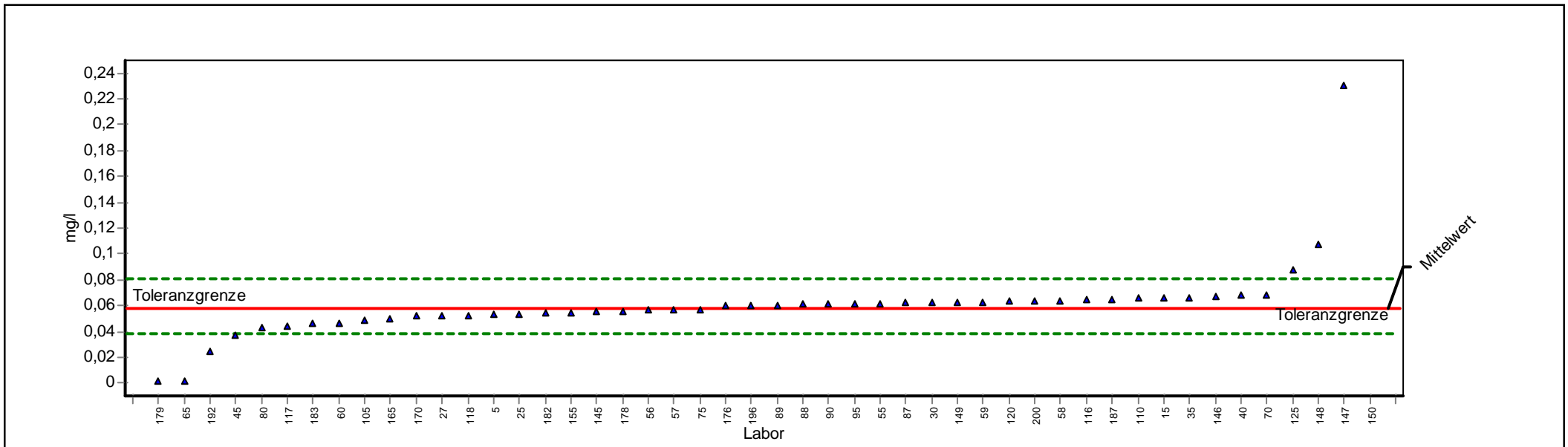
Sollwert: 0,058 mg/l (empirischer Wert)

Soll-STD: 0,011 mg/l (Limited)

Rel.Soll STD: 18,26% (Limited)

Rel.Vergleichs-STD (VR, rel): 18,26%

Vergleichs-STD (VR): 0,011 mg/l



ProLab 2009



Einzeldarstellung

| | | | |
|------------------|--|-------------------------------|---------------------------------|
| Probe: | G | Sollwert: | 0,05790 mg/l (empirischer Wert) |
| Parameter: | Cyanid | Soll-STD: | 0,01057 mg/l (Limited) |
| Methode: | DIN 38402 A45 | Rel.Soll STD: | 18,26% (Limited) |
| Anzahl Labore: | 48 | Rel.Vergleichs-STD (VR, rel): | 18,26% |
| Toleranzgrenzen: | 0,03836 - 0,08136 mg/l (Zu-Score < 2,00) | Vergleichs-STD (VR): | 0,01057 mg/l |

| Laborcode | GH | STD | Z-Score | GH 1 | GH 2 | GH 3 | GH 4 |
|-----------|----------|-----|------------|----------|------|------|------|
| 105 | 0,04900 | | -0,91103 | 0,04900 | | | |
| 110 | 0,06600 | | 0,69044 | 0,06600 | | | |
| 116 | 0,06500 | | 0,60516 | 0,06500 | | | |
| 117 | 0,04460 | | -1,36126 | 0,04460 | | | |
| 118 | 0,05230 | | -0,57336 | 0,05230 | | | |
| 120 | 0,06310 | | 0,44314 | 0,06310 | | | |
| 125 | 0,08810 | | 2,57497 | 0,08810 | | | |
| 145 | 0,05560 | | -0,23568 | 0,05560 | | | |
| 146 | 0,06740 | | 0,80982 | 0,06740 | | | |
| 147 | 0,23100 | | 14,76051 | 0,23100 | | | |
| 148 | 0,10700 | | 4,18664 | 0,10700 | | | |
| 149 | 0,06260 | | 0,40051 | 0,06260 | | | |
| 15 | 0,06600 | | 0,69044 | 0,06600 | | | |
| 150 | 52,50000 | | 4471,90518 | 52,50000 | | | |
| 155 | 0,05500 | | -0,29708 | 0,05500 | | | |
| 165 | 0,05000 | | -0,80871 | 0,05000 | | | |
| 170 | 0,05200 | | -0,60405 | 0,05200 | | | |
| 176 | 0,06000 | | 0,17880 | 0,06000 | | | |
| 178 | 0,05610 | | -0,18452 | 0,05610 | | | |
| 179 | 0,00176 | | -5,74490 | 0,00176 | | | |
| 182 | 0,05400 | | -0,39940 | 0,05400 | | | |
| 183 | 0,04600 | | -1,21801 | 0,04600 | | | |
| 187 | 0,06500 | | 0,60516 | 0,06500 | | | |
| 192 | 0,02480 | | -3,38731 | 0,02480 | | | |
| 196 | 0,06000 | | 0,17880 | 0,06000 | | | |
| 200 | 0,06400 | | 0,51989 | 0,06400 | | | |
| 25 | 0,05380 | | -0,41987 | 0,05380 | | | |
| 27 | 0,05200 | | -0,60405 | 0,05200 | | | |
| 30 | 0,06230 | | 0,37492 | 0,06230 | | | |
| 35 | 0,06600 | | 0,69044 | 0,06600 | | | |
| 40 | 0,06800 | | 0,86098 | 0,06800 | | | |
| 45 | 0,03750 | | -2,08778 | 0,03750 | | | |
| 5 | 0,05300 | | -0,50173 | 0,05300 | | | |
| 55 | 0,06190 | | 0,34082 | 0,06190 | | | |
| 56 | 0,05660 | | -0,13336 | 0,05660 | | | |
| 57 | 0,05700 | | -0,09243 | 0,05700 | | | |
| 58 | 0,06400 | | 0,51989 | 0,06400 | | | |
| 59 | 0,06300 | | 0,43462 | 0,06300 | | | |
| 60 | 0,04600 | | -1,21801 | 0,04600 | | | |
| 65 | 0,00200 | | -5,72034 | 0,00200 | | | |
| 70 | 0,06800 | | 0,86098 | 0,06800 | | | |
| 75 | 0,05700 | | -0,09243 | 0,05700 | | | |



3/2011 A 1 - Anionen

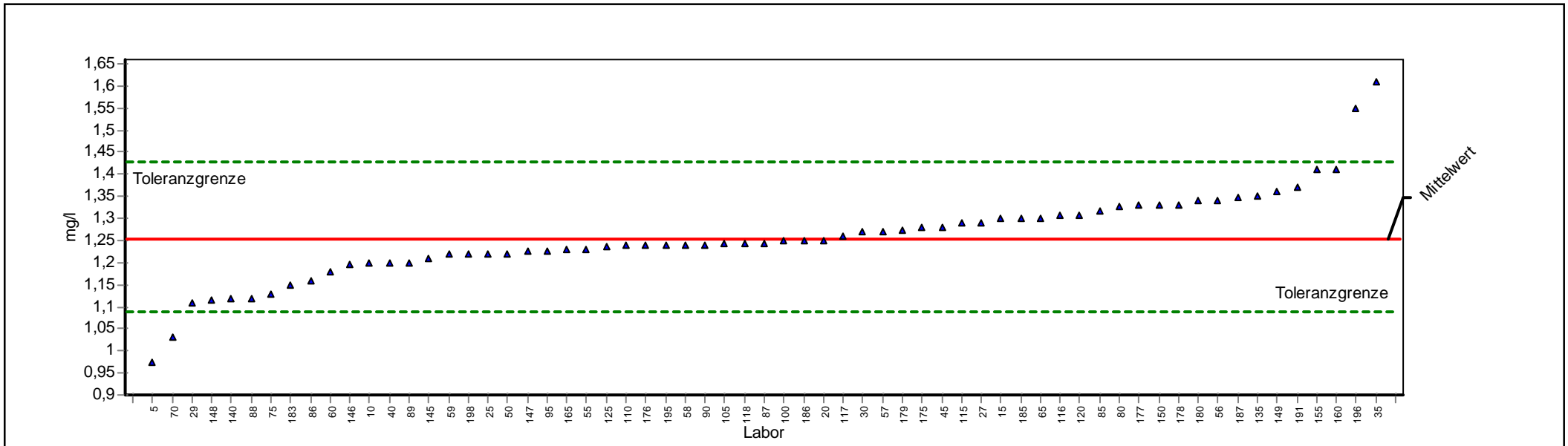
| | | | |
|----|---------|----------|---------|
| 80 | 0,04320 | -1,50452 | 0,04320 |
| 87 | 0,06200 | 0,34934 | 0,06200 |
| 88 | 0,06100 | 0,26407 | 0,06100 |
| 89 | 0,06010 | 0,18732 | 0,06010 |
| 90 | 0,06100 | 0,26407 | 0,06100 |
| 95 | 0,06100 | 0,26407 | 0,06100 |



Einzeldarstellung

Probe: G
Parameter: Fluorid
Methode: DIN 38402 A45
Anzahl Labore: 63
Toleranzgrenzen: 1,08962 - 1,42822 mg/l (|Zu-Score| < 2,00)

Sollwert: 1,25322 mg/l (empirischer Wert)
Soll-STD: 0,08446 mg/l (Limited)
Rel.Soll STD: 6,74% (Limited)
Rel.Vergleichs-STD (VR, rel): 6,74%
Vergleichs-STD (VR): 0,08446 mg/l



ProLab 2009



Einzeldarstellung

| | | | |
|------------------|--|-------------------------------|-------------------------------|
| Probe: | G | Sollwert: | 1,253 mg/l (empirischer Wert) |
| Parameter: | Fluorid | Soll-STD: | 0,084 mg/l (Limited) |
| Methode: | DIN 38402 A45 | Rel.Soll STD: | 6,74% (Limited) |
| Anzahl Labore: | 63 | Rel.Vergleichs-STD (VR, rel): | 6,74% |
| Toleranzgrenzen: | 1,090 - 1,428 mg/l (Zu-Score < 2,00) | Vergleichs-STD (VR): | 0,084 mg/l |

| Laborcode | GH | STD | Z-Score | GH 1 | GH 2 | GH 3 | GH 4 |
|-----------|-------|-----|---------|-------|------|------|------|
| 10 | 1,200 | | -0,651 | 1,200 | | | |
| 100 | 1,250 | | -0,039 | 1,250 | | | |
| 105 | 1,242 | | -0,137 | 1,242 | | | |
| 110 | 1,240 | | -0,162 | 1,240 | | | |
| 115 | 1,290 | | 0,420 | 1,290 | | | |
| 116 | 1,307 | | 0,615 | 1,307 | | | |
| 117 | 1,260 | | 0,078 | 1,260 | | | |
| 118 | 1,242 | | -0,137 | 1,242 | | | |
| 120 | 1,308 | | 0,626 | 1,308 | | | |
| 125 | 1,237 | | -0,198 | 1,237 | | | |
| 135 | 1,350 | | 1,106 | 1,350 | | | |
| 140 | 1,120 | | -1,629 | 1,120 | | | |
| 145 | 1,210 | | -0,528 | 1,210 | | | |
| 146 | 1,197 | | -0,687 | 1,197 | | | |
| 147 | 1,225 | | -0,345 | 1,225 | | | |
| 148 | 1,115 | | -1,690 | 1,115 | | | |
| 149 | 1,360 | | 1,220 | 1,360 | | | |
| 15 | 1,300 | | 0,535 | 1,300 | | | |
| 150 | 1,330 | | 0,877 | 1,330 | | | |
| 155 | 1,410 | | 1,792 | 1,410 | | | |
| 160 | 1,410 | | 1,792 | 1,410 | | | |
| 165 | 1,230 | | -0,284 | 1,230 | | | |
| 175 | 1,280 | | 0,306 | 1,280 | | | |
| 176 | 1,240 | | -0,162 | 1,240 | | | |
| 177 | 1,329 | | 0,866 | 1,329 | | | |
| 178 | 1,330 | | 0,877 | 1,330 | | | |
| 179 | 1,273 | | 0,226 | 1,273 | | | |
| 180 | 1,340 | | 0,992 | 1,340 | | | |
| 183 | 1,150 | | -1,262 | 1,150 | | | |
| 185 | 1,300 | | 0,535 | 1,300 | | | |
| 186 | 1,250 | | -0,039 | 1,250 | | | |
| 187 | 1,346 | | 1,060 | 1,346 | | | |
| 191 | 1,370 | | 1,335 | 1,370 | | | |
| 195 | 1,240 | | -0,162 | 1,240 | | | |
| 196 | 1,550 | | 3,392 | 1,550 | | | |
| 198 | 1,220 | | -0,406 | 1,220 | | | |
| 20 | 1,250 | | -0,039 | 1,250 | | | |
| 25 | 1,220 | | -0,406 | 1,220 | | | |
| 27 | 1,290 | | 0,420 | 1,290 | | | |
| 29 | 1,110 | | -1,751 | 1,110 | | | |
| 30 | 1,270 | | 0,192 | 1,270 | | | |
| 35 | 1,610 | | 4,077 | 1,610 | | | |



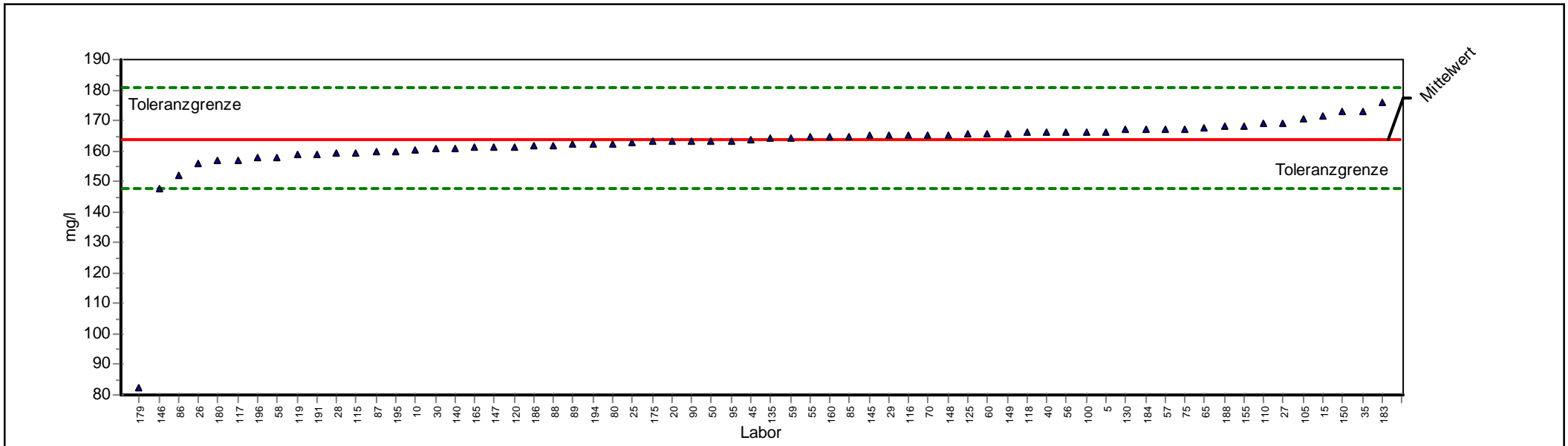
| | | | |
|----|-------|--------|-------|
| 40 | 1,200 | -0,651 | 1,200 |
| 45 | 1,280 | 0,306 | 1,280 |
| 5 | 0,975 | -3,401 | 0,975 |
| 50 | 1,220 | -0,406 | 1,220 |
| 55 | 1,230 | -0,284 | 1,230 |
| 56 | 1,340 | 0,992 | 1,340 |
| 57 | 1,270 | 0,192 | 1,270 |
| 58 | 1,240 | -0,162 | 1,240 |
| 59 | 1,219 | -0,418 | 1,219 |
| 60 | 1,180 | -0,895 | 1,180 |
| 65 | 1,300 | 0,535 | 1,300 |
| 70 | 1,030 | -2,729 | 1,030 |
| 75 | 1,130 | -1,506 | 1,130 |
| 80 | 1,326 | 0,832 | 1,326 |
| 85 | 1,317 | 0,729 | 1,317 |
| 86 | 1,160 | -1,140 | 1,160 |
| 87 | 1,243 | -0,126 | 1,243 |
| 88 | 1,120 | -1,629 | 1,120 |
| 89 | 1,200 | -0,651 | 1,200 |
| 90 | 1,240 | -0,162 | 1,240 |
| 95 | 1,225 | -0,345 | 1,225 |



Einzeldarstellung

Probe: G
Parameter: Nitrat
Methode: DIN 38402 A45
Anzahl Labore: 64
Toleranzgrenzen: 147,742 - 180,528 mg/l (|Zu-Score| < 2,00)

Sollwert: 163,726 mg/l (empirischer Wert)
Soll-STD: 8,186 mg/l (Limited)
Rel.Soll STD: 5,00% (Limited)
Rel.Vergleichs-STD (VR, rel): 2,73%
Vergleichs-STD (VR): 4,462 mg/l



ProLab 2009



Einzeldarstellung

| | | | |
|------------------|--|-------------------------------|---------------------------------|
| Probe: | G | Sollwert: | 163,726 mg/l (empirischer Wert) |
| Parameter: | Nitrat | Soll-STD: | 8,186 mg/l (Limited) |
| Methode: | DIN 38402 A45 | Rel.Soll STD: | 5,00% (Limited) |
| Anzahl Labore: | 64 | Rel.Vergleichs-STD (VR, rel): | 2,73% |
| Toleranzgrenzen: | 147,742 - 180,528 mg/l (Zu-Score < 2,00) | Vergleichs-STD (VR): | 4,462 mg/l |

| Laborcode | GH | STD | Z-Score | GH 1 | GH 2 | GH 3 | GH 4 |
|-----------|---------|-----|---------|---------|------|------|------|
| 10 | 160,100 | | -0,454 | 160,100 | | | |
| 100 | 166,100 | | 0,283 | 166,100 | | | |
| 105 | 170,500 | | 0,806 | 170,500 | | | |
| 110 | 169,000 | | 0,628 | 169,000 | | | |
| 115 | 159,500 | | -0,529 | 159,500 | | | |
| 116 | 165,118 | | 0,166 | 165,118 | | | |
| 117 | 157,000 | | -0,842 | 157,000 | | | |
| 118 | 166,000 | | 0,271 | 166,000 | | | |
| 119 | 158,696 | | -0,629 | 158,696 | | | |
| 120 | 161,500 | | -0,278 | 161,500 | | | |
| 125 | 165,500 | | 0,211 | 165,500 | | | |
| 130 | 167,000 | | 0,390 | 167,000 | | | |
| 135 | 164,000 | | 0,033 | 164,000 | | | |
| 140 | 160,860 | | -0,359 | 160,860 | | | |
| 145 | 165,000 | | 0,152 | 165,000 | | | |
| 146 | 147,640 | | -2,013 | 147,640 | | | |
| 147 | 161,400 | | -0,291 | 161,400 | | | |
| 148 | 165,314 | | 0,189 | 165,314 | | | |
| 149 | 165,800 | | 0,247 | 165,800 | | | |
| 15 | 171,600 | | 0,937 | 171,600 | | | |
| 150 | 173,000 | | 1,104 | 173,000 | | | |
| 155 | 168,000 | | 0,509 | 168,000 | | | |
| 160 | 164,700 | | 0,116 | 164,700 | | | |
| 165 | 161,100 | | -0,329 | 161,100 | | | |
| 175 | 163,000 | | -0,091 | 163,000 | | | |
| 179 | 82,536 | | -10,159 | 82,536 | | | |
| 180 | 156,900 | | -0,854 | 156,900 | | | |
| 183 | 175,900 | | 1,449 | 175,900 | | | |
| 184 | 167,000 | | 0,390 | 167,000 | | | |
| 186 | 161,740 | | -0,248 | 161,740 | | | |
| 188 | 167,890 | | 0,496 | 167,890 | | | |
| 191 | 159,000 | | -0,591 | 159,000 | | | |
| 194 | 162,200 | | -0,191 | 162,200 | | | |
| 195 | 160,000 | | -0,466 | 160,000 | | | |
| 196 | 157,900 | | -0,729 | 157,900 | | | |
| 20 | 163,000 | | -0,091 | 163,000 | | | |
| 25 | 162,900 | | -0,103 | 162,900 | | | |
| 26 | 156,000 | | -0,967 | 156,000 | | | |
| 27 | 169,300 | | 0,664 | 169,300 | | | |
| 28 | 159,300 | | -0,554 | 159,300 | | | |
| 29 | 165,000 | | 0,152 | 165,000 | | | |
| 30 | 160,600 | | -0,391 | 160,600 | | | |



| | | | |
|----|---------|--------|---------|
| 35 | 173,000 | 1,104 | 173,000 |
| 40 | 166,000 | 0,271 | 166,000 |
| 45 | 163,800 | 0,009 | 163,800 |
| 5 | 166,300 | 0,306 | 166,300 |
| 50 | 163,200 | -0,066 | 163,200 |
| 55 | 164,620 | 0,106 | 164,620 |
| 56 | 166,000 | 0,271 | 166,000 |
| 57 | 167,000 | 0,390 | 167,000 |
| 58 | 158,000 | -0,716 | 158,000 |
| 59 | 164,000 | 0,033 | 164,000 |
| 60 | 165,500 | 0,211 | 165,500 |
| 65 | 167,400 | 0,437 | 167,400 |
| 70 | 165,200 | 0,175 | 165,200 |
| 75 | 167,000 | 0,390 | 167,000 |
| 80 | 162,400 | -0,166 | 162,400 |
| 85 | 164,700 | 0,116 | 164,700 |
| 86 | 152,000 | -1,467 | 152,000 |
| 87 | 159,600 | -0,516 | 159,600 |
| 88 | 162,000 | -0,216 | 162,000 |
| 89 | 162,100 | -0,203 | 162,100 |
| 90 | 163,000 | -0,091 | 163,000 |
| 95 | 163,420 | -0,038 | 163,420 |



Einzeldarstellung

Probe: G

Parameter: Nitrit

Methode: DIN 38402 A45

Anzahl Labore: 60

Toleranzgrenzen: 0,163 - 0,200 mg/l (|Zu-Score| < 2,00)

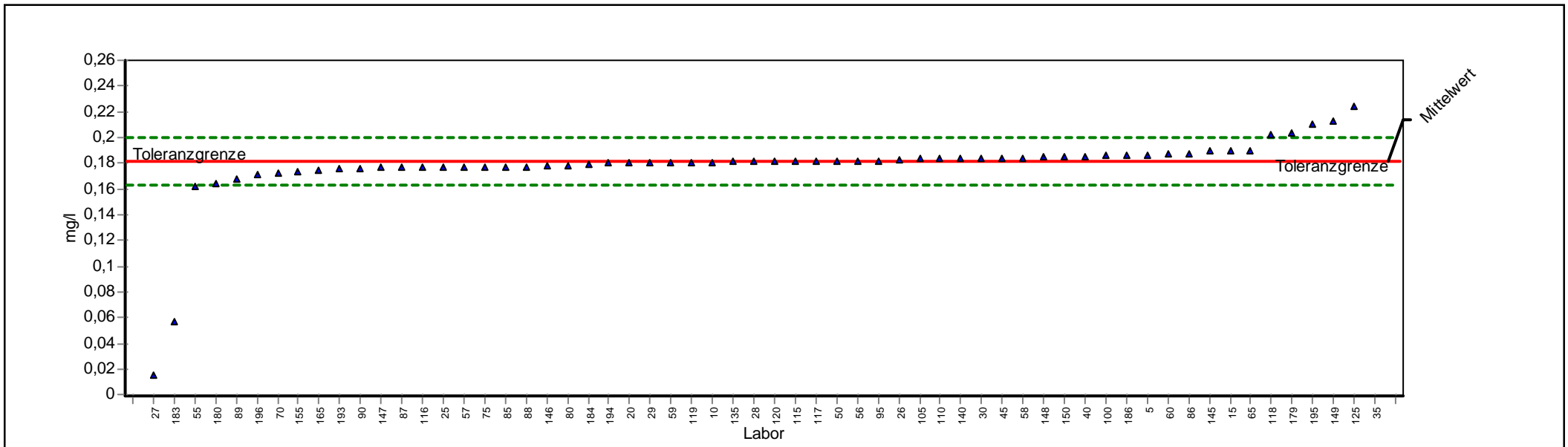
Sollwert: 0,181 mg/l (empirischer Wert)

Soll-STD: 0,009 mg/l (Limited)

Rel.Soll STD: 5,00% (Limited)

Rel.Vergleichs-STD (VR, rel): 4,49%

Vergleichs-STD (VR): 0,008 mg/l



ProLab 2009



Einzeldarstellung

| | | | |
|------------------|--|-------------------------------|--------------------------------|
| Probe: | G | Sollwert: | 0,1810 mg/l (empirischer Wert) |
| Parameter: | Nitrit | Soll-STD: | 0,0091 mg/l (Limited) |
| Methode: | DIN 38402 A45 | Rel.Soll STD: | 5,00% (Limited) |
| Anzahl Labore: | 60 | Rel.Vergleichs-STD (VR, rel): | 4,49% |
| Toleranzgrenzen: | 0,1634 - 0,1996 mg/l (Zu-Score < 2,00) | Vergleichs-STD (VR): | 0,0081 mg/l |

| Laborcode | GH | STD | Z-Score | GH 1 | GH 2 | GH 3 | GH 4 |
|-----------|--------|-----|----------|--------|------|------|------|
| 10 | 0,1809 | | -0,0151 | 0,1809 | | | |
| 100 | 0,1860 | | 0,5346 | 0,1860 | | | |
| 105 | 0,1837 | | 0,2870 | 0,1837 | | | |
| 110 | 0,1840 | | 0,3193 | 0,1840 | | | |
| 115 | 0,1820 | | 0,1040 | 0,1820 | | | |
| 116 | 0,1770 | | -0,4565 | 0,1770 | | | |
| 117 | 0,1820 | | 0,1040 | 0,1820 | | | |
| 118 | 0,2020 | | 2,2570 | 0,2020 | | | |
| 119 | 0,1802 | | -0,0944 | 0,1802 | | | |
| 120 | 0,1817 | | 0,0717 | 0,1817 | | | |
| 125 | 0,2240 | | 4,6253 | 0,2240 | | | |
| 135 | 0,1810 | | -0,0038 | 0,1810 | | | |
| 140 | 0,1840 | | 0,3193 | 0,1840 | | | |
| 145 | 0,1900 | | 0,9652 | 0,1900 | | | |
| 146 | 0,1776 | | -0,3886 | 0,1776 | | | |
| 147 | 0,1766 | | -0,5018 | 0,1766 | | | |
| 148 | 0,1850 | | 0,4270 | 0,1850 | | | |
| 149 | 0,2130 | | 3,4411 | 0,2130 | | | |
| 15 | 0,1900 | | 0,9652 | 0,1900 | | | |
| 150 | 0,1850 | | 0,4270 | 0,1850 | | | |
| 155 | 0,1730 | | -0,9092 | 0,1730 | | | |
| 165 | 0,1750 | | -0,6828 | 0,1750 | | | |
| 179 | 0,2030 | | 2,3646 | 0,2030 | | | |
| 180 | 0,1640 | | -1,9277 | 0,1640 | | | |
| 183 | 0,0570 | | -14,0365 | 0,0570 | | | |
| 184 | 0,1790 | | -0,2302 | 0,1790 | | | |
| 186 | 0,1860 | | 0,5346 | 0,1860 | | | |
| 193 | 0,1752 | | -0,6602 | 0,1752 | | | |
| 194 | 0,1800 | | -0,1170 | 0,1800 | | | |
| 195 | 0,2100 | | 3,1182 | 0,2100 | | | |
| 196 | 0,1710 | | -1,1355 | 0,1710 | | | |
| 20 | 0,1800 | | -0,1170 | 0,1800 | | | |
| 25 | 0,1770 | | -0,4565 | 0,1770 | | | |
| 26 | 0,1830 | | 0,2117 | 0,1830 | | | |
| 27 | 0,0155 | | -18,7329 | 0,0155 | | | |
| 28 | 0,1810 | | -0,0038 | 0,1810 | | | |
| 29 | 0,1800 | | -0,1170 | 0,1800 | | | |
| 30 | 0,1840 | | 0,3193 | 0,1840 | | | |
| 35 | 0,4000 | | 23,5714 | 0,4000 | | | |
| 40 | 0,1850 | | 0,4270 | 0,1850 | | | |
| 45 | 0,1840 | | 0,3193 | 0,1840 | | | |
| 5 | 0,1860 | | 0,5346 | 0,1860 | | | |



| | | | |
|----|--------|---------|--------|
| 50 | 0,1820 | 0,1040 | 0,1820 |
| 55 | 0,1620 | -2,1540 | 0,1620 |
| 56 | 0,1820 | 0,1040 | 0,1820 |
| 57 | 0,1770 | -0,4565 | 0,1770 |
| 58 | 0,1840 | 0,3193 | 0,1840 |
| 59 | 0,1800 | -0,1170 | 0,1800 |
| 60 | 0,1870 | 0,6423 | 0,1870 |
| 65 | 0,1900 | 0,9652 | 0,1900 |
| 70 | 0,1720 | -1,0223 | 0,1720 |
| 75 | 0,1770 | -0,4565 | 0,1770 |
| 80 | 0,1780 | -0,3433 | 0,1780 |
| 85 | 0,1770 | -0,4565 | 0,1770 |
| 86 | 0,1870 | 0,6423 | 0,1870 |
| 87 | 0,1767 | -0,4904 | 0,1767 |
| 88 | 0,1770 | -0,4565 | 0,1770 |
| 89 | 0,1680 | -1,4750 | 0,1680 |
| 90 | 0,1760 | -0,5697 | 0,1760 |
| 95 | 0,1820 | 0,1040 | 0,1820 |



Einzeldarstellung

Probe: G

Parameter: Phosphor

Methode: DIN 38402 A45

Anzahl Labore: 60

Toleranzgrenzen: 0,091 - 0,168 mg/l (|Zu-Score| < 2,00)

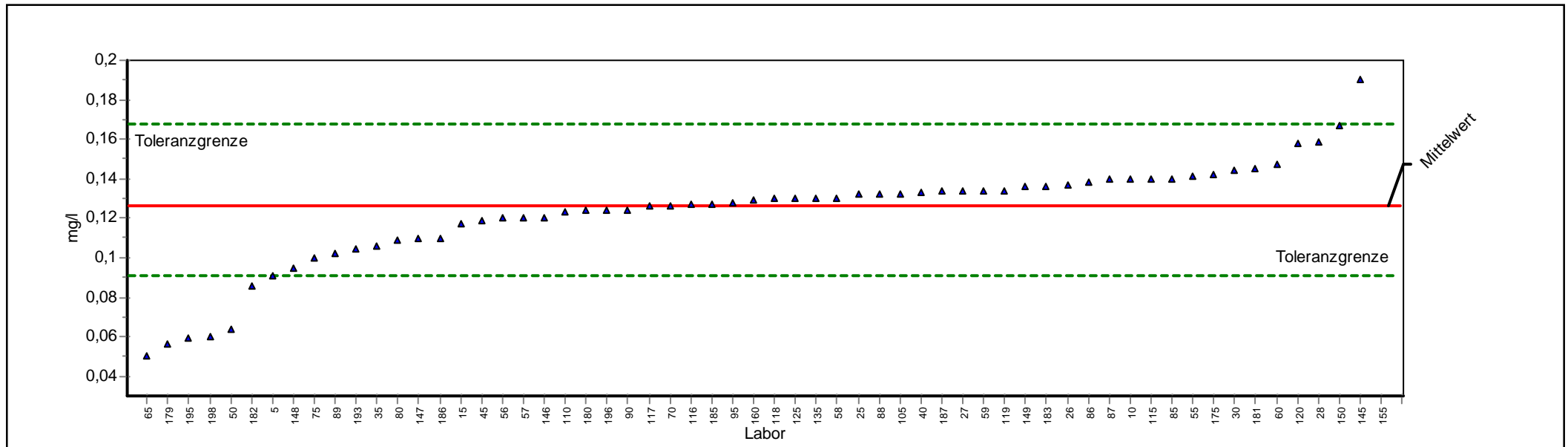
Sollwert: 0,126 mg/l (empirischer Wert)

Soll-STD: 0,019 mg/l (Limited)

Rel.Soll STD: 15,02% (Limited)

Rel.Vergleichs-STD (VR, rel): 15,02%

Vergleichs-STD (VR): 0,019 mg/l



ProLab 2009



Einzeldarstellung

| | | | |
|------------------|--|-------------------------------|-------------------------------|
| Probe: | G | Sollwert: | 0,126 mg/l (empirischer Wert) |
| Parameter: | Phosphor | Soll-STD: | 0,019 mg/l (Limited) |
| Methode: | DIN 38402 A45 | Rel.Soll STD: | 15,02% (Limited) |
| Anzahl Labore: | 60 | Rel.Vergleichs-STD (VR, rel): | 15,02% |
| Toleranzgrenzen: | 0,091 - 0,168 mg/l (Zu-Score < 2,00) | Vergleichs-STD (VR): | 0,019 mg/l |

| Laborcode | GH | STD | Z-Score | GH 1 | GH 2 | GH 3 | GH 4 |
|-----------|---------|-----|----------|---------|------|------|------|
| 10 | 0,140 | | 0,654 | 0,140 | | | |
| 105 | 0,133 | | 0,291 | 0,133 | | | |
| 110 | 0,123 | | -0,197 | 0,123 | | | |
| 115 | 0,140 | | 0,654 | 0,140 | | | |
| 116 | 0,127 | | 0,025 | 0,127 | | | |
| 117 | 0,126 | | -0,028 | 0,126 | | | |
| 118 | 0,130 | | 0,170 | 0,130 | | | |
| 119 | 0,134 | | 0,368 | 0,134 | | | |
| 120 | 0,158 | | 1,531 | 0,158 | | | |
| 125 | 0,130 | | 0,170 | 0,130 | | | |
| 135 | 0,130 | | 0,170 | 0,130 | | | |
| 145 | 0,190 | | 3,076 | 0,190 | | | |
| 146 | 0,120 | | -0,354 | 0,120 | | | |
| 147 | 0,110 | | -0,928 | 0,110 | | | |
| 148 | 0,095 | | -1,772 | 0,095 | | | |
| 149 | 0,136 | | 0,460 | 0,136 | | | |
| 15 | 0,117 | | -0,534 | 0,117 | | | |
| 150 | 0,167 | | 1,962 | 0,167 | | | |
| 155 | 155,000 | | 7500,887 | 155,000 | | | |
| 160 | 0,129 | | 0,121 | 0,129 | | | |
| 175 | 0,142 | | 0,751 | 0,142 | | | |
| 179 | 0,057 | | -3,938 | 0,057 | | | |
| 180 | 0,124 | | -0,140 | 0,124 | | | |
| 181 | 0,145 | | 0,896 | 0,145 | | | |
| 182 | 0,086 | | -2,278 | 0,086 | | | |
| 183 | 0,136 | | 0,460 | 0,136 | | | |
| 185 | 0,127 | | 0,025 | 0,127 | | | |
| 186 | 0,110 | | -0,928 | 0,110 | | | |
| 187 | 0,134 | | 0,364 | 0,134 | | | |
| 193 | 0,104 | | -1,243 | 0,104 | | | |
| 195 | 0,059 | | -3,798 | 0,059 | | | |
| 196 | 0,124 | | -0,140 | 0,124 | | | |
| 198 | 0,060 | | -3,741 | 0,060 | | | |
| 25 | 0,132 | | 0,267 | 0,132 | | | |
| 26 | 0,137 | | 0,509 | 0,137 | | | |
| 27 | 0,134 | | 0,364 | 0,134 | | | |
| 28 | 0,159 | | 1,574 | 0,159 | | | |
| 30 | 0,144 | | 0,848 | 0,144 | | | |
| 35 | 0,106 | | -1,153 | 0,106 | | | |
| 40 | 0,133 | | 0,315 | 0,133 | | | |
| 45 | 0,119 | | -0,422 | 0,119 | | | |
| 5 | 0,091 | | -1,997 | 0,091 | | | |



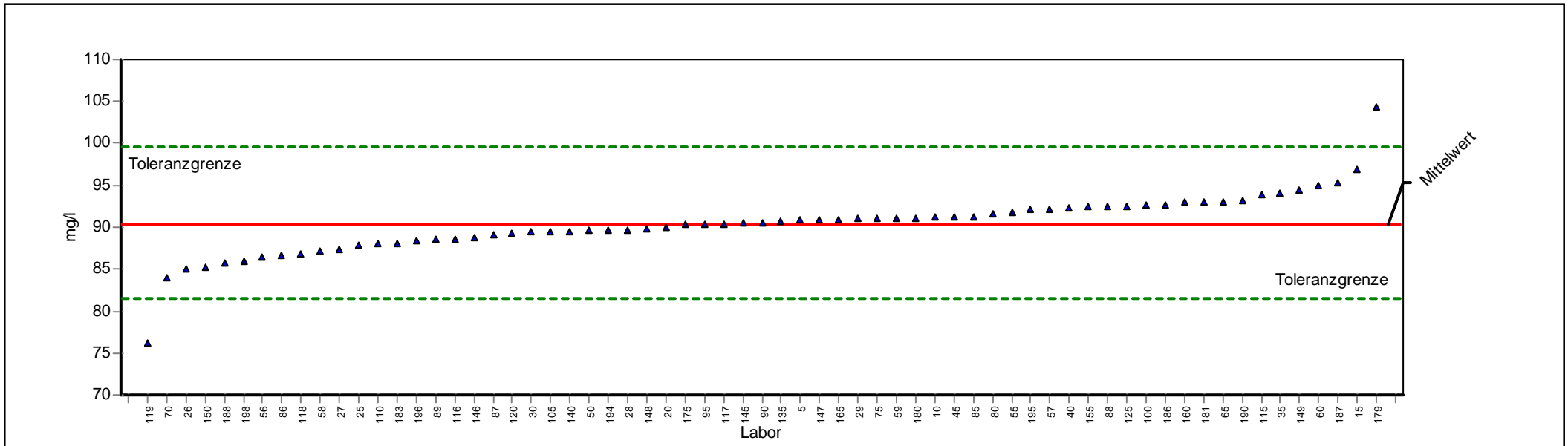
| | | | |
|----|-------|--------|-------|
| 50 | 0,064 | -3,516 | 0,064 |
| 55 | 0,141 | 0,727 | 0,141 |
| 56 | 0,120 | -0,365 | 0,120 |
| 57 | 0,120 | -0,365 | 0,120 |
| 58 | 0,130 | 0,170 | 0,130 |
| 59 | 0,134 | 0,364 | 0,134 |
| 60 | 0,147 | 0,993 | 0,147 |
| 65 | 0,050 | -4,304 | 0,050 |
| 70 | 0,126 | -0,028 | 0,126 |
| 75 | 0,100 | -1,491 | 0,100 |
| 80 | 0,109 | -0,984 | 0,109 |
| 85 | 0,140 | 0,654 | 0,140 |
| 86 | 0,138 | 0,557 | 0,138 |
| 87 | 0,140 | 0,649 | 0,140 |
| 88 | 0,132 | 0,267 | 0,132 |
| 89 | 0,102 | -1,378 | 0,102 |
| 90 | 0,124 | -0,140 | 0,124 |
| 95 | 0,128 | 0,073 | 0,128 |



Einzeldarstellung

Probe: G
 Parameter: Sulfat
 Methode: DIN 38402 A45
 Anzahl Labore: 65
 Toleranzgrenzen: 81,545 - 99,641 mg/l (|Zu-Score| < 2,00)

Sollwert: 90,367 mg/l (empirischer Wert)
 Soll-STD: 4,518 mg/l (Limited)
 Rel.Soll STD: 5,00% (Limited)
 Rel.Vergleichs-STD (VR, rel): 3,21%
 Vergleichs-STD (VR): 2,899 mg/l



ProLab 2009



Einzeldarstellung

| | | | |
|------------------|--|-------------------------------|--------------------------------|
| Probe: | G | Sollwert: | 90,367 mg/l (empirischer Wert) |
| Parameter: | Sulfat | Soll-STD: | 4,518 mg/l (Limited) |
| Methode: | DIN 38402 A45 | Rel.Soll STD: | 5,00% (Limited) |
| Anzahl Labore: | 65 | Rel.Vergleichs-STD (VR, rel): | 3,21% |
| Toleranzgrenzen: | 81,545 - 99,641 mg/l (Zu-Score < 2,00) | Vergleichs-STD (VR): | 2,899 mg/l |

| Laborcode | GH | STD | Z-Score | GH 1 | GH 2 | GH 3 | GH 4 |
|-----------|---------|-----|---------|---------|------|------|------|
| 10 | 91,180 | | 0,175 | 91,180 | | | |
| 100 | 92,620 | | 0,486 | 92,620 | | | |
| 105 | 89,530 | | -0,190 | 89,530 | | | |
| 110 | 88,000 | | -0,537 | 88,000 | | | |
| 115 | 93,900 | | 0,762 | 93,900 | | | |
| 116 | 88,667 | | -0,385 | 88,667 | | | |
| 117 | 90,400 | | 0,007 | 90,400 | | | |
| 118 | 86,800 | | -0,809 | 86,800 | | | |
| 119 | 76,214 | | -3,209 | 76,214 | | | |
| 120 | 89,210 | | -0,262 | 89,210 | | | |
| 125 | 92,540 | | 0,469 | 92,540 | | | |
| 135 | 90,700 | | 0,072 | 90,700 | | | |
| 140 | 89,540 | | -0,188 | 89,540 | | | |
| 145 | 90,600 | | 0,050 | 90,600 | | | |
| 146 | 88,779 | | -0,360 | 88,779 | | | |
| 147 | 90,870 | | 0,108 | 90,870 | | | |
| 148 | 89,840 | | -0,120 | 89,840 | | | |
| 149 | 94,440 | | 0,878 | 94,440 | | | |
| 15 | 96,870 | | 1,402 | 96,870 | | | |
| 150 | 85,300 | | -1,149 | 85,300 | | | |
| 155 | 92,400 | | 0,438 | 92,400 | | | |
| 160 | 93,000 | | 0,568 | 93,000 | | | |
| 165 | 90,900 | | 0,115 | 90,900 | | | |
| 175 | 90,300 | | -0,015 | 90,300 | | | |
| 179 | 104,260 | | 2,996 | 104,260 | | | |
| 180 | 91,130 | | 0,165 | 91,130 | | | |
| 181 | 93,000 | | 0,568 | 93,000 | | | |
| 183 | 88,010 | | -0,534 | 88,010 | | | |
| 186 | 92,740 | | 0,512 | 92,740 | | | |
| 187 | 95,240 | | 1,051 | 95,240 | | | |
| 188 | 85,670 | | -1,065 | 85,670 | | | |
| 190 | 93,140 | | 0,598 | 93,140 | | | |
| 194 | 89,700 | | -0,151 | 89,700 | | | |
| 195 | 92,100 | | 0,374 | 92,100 | | | |
| 196 | 88,340 | | -0,460 | 88,340 | | | |
| 198 | 86,000 | | -0,990 | 86,000 | | | |
| 20 | 90,000 | | -0,083 | 90,000 | | | |
| 25 | 87,900 | | -0,559 | 87,900 | | | |
| 26 | 85,000 | | -1,217 | 85,000 | | | |
| 27 | 87,300 | | -0,695 | 87,300 | | | |
| 28 | 89,700 | | -0,151 | 89,700 | | | |
| 29 | 91,000 | | 0,136 | 91,000 | | | |



| | | | |
|----|--------|--------|--------|
| 30 | 89,450 | -0,208 | 89,450 |
| 35 | 94,000 | 0,783 | 94,000 |
| 40 | 92,300 | 0,417 | 92,300 |
| 45 | 91,200 | 0,180 | 91,200 |
| 5 | 90,860 | 0,106 | 90,860 |
| 50 | 89,620 | -0,169 | 89,620 |
| 55 | 91,710 | 0,290 | 91,710 |
| 56 | 86,500 | -0,877 | 86,500 |
| 57 | 92,200 | 0,395 | 92,200 |
| 58 | 87,180 | -0,723 | 87,180 |
| 59 | 91,100 | 0,158 | 91,100 |
| 60 | 94,900 | 0,978 | 94,900 |
| 65 | 93,000 | 0,568 | 93,000 |
| 70 | 83,900 | -1,466 | 83,900 |
| 75 | 91,000 | 0,136 | 91,000 |
| 80 | 91,540 | 0,253 | 91,540 |
| 85 | 91,300 | 0,201 | 91,300 |
| 86 | 86,700 | -0,831 | 86,700 |
| 87 | 89,113 | -0,284 | 89,113 |
| 88 | 92,400 | 0,438 | 92,400 |
| 89 | 88,500 | -0,423 | 88,500 |
| 90 | 90,600 | 0,050 | 90,600 |
| 95 | 90,340 | -0,006 | 90,340 |



Einzeldarstellung

Probe: G

Parameter: Trübung

Methode: DIN 38402 A45

Anzahl Labore: 49

Toleranzgrenzen: 2,209 - 3,169 NTU (|Zu-Score| < 2,00)

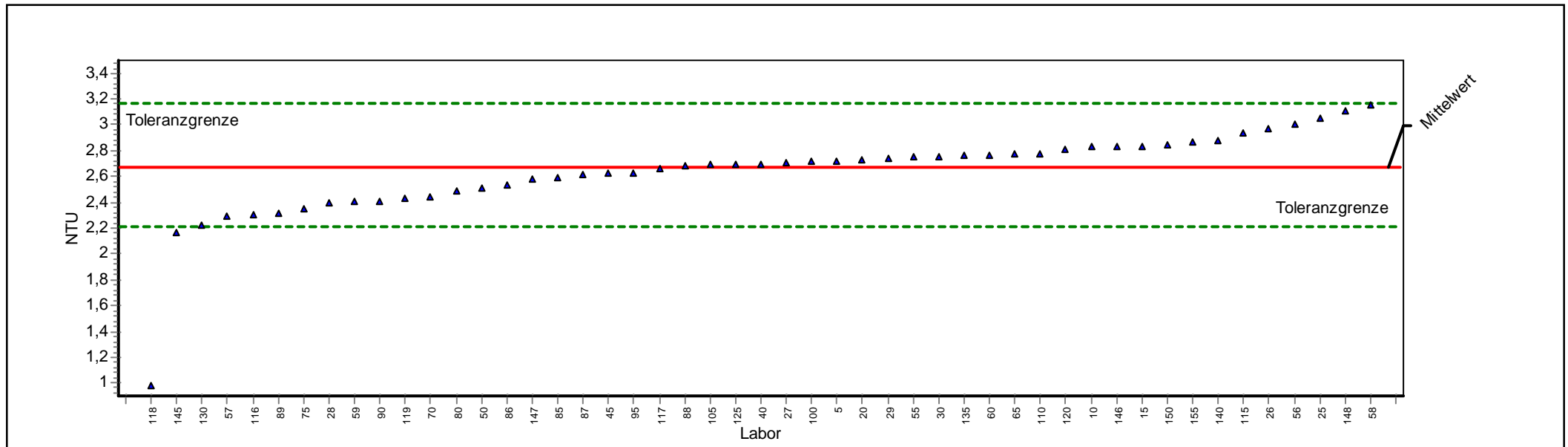
Sollwert: 2,668 NTU (empirischer Wert)

Soll-STD: 0,239 NTU (Limited)

Rel.Soll STD: 8,96% (Limited)

Rel.Vergleichs-STD (VR, rel): 8,96%

Vergleichs-STD (VR): 0,239 NTU



ProLab 2009



Einzeldarstellung

| | | | |
|------------------|---------------------------------------|-------------------------------|------------------------------|
| Probe: | G | Sollwert: | 2,668 NTU (empirischer Wert) |
| Parameter: | Trübung | Soll-STD: | 0,239 NTU (Limited) |
| Methode: | DIN 38402 A45 | Rel.Soll STD: | 8,96% (Limited) |
| Anzahl Labore: | 49 | Rel.Vergleichs-STD (VR, rel): | 8,96% |
| Toleranzgrenzen: | 2,209 - 3,169 NTU (Zu-Score < 2,00) | Vergleichs-STD (VR): | 0,239 NTU |

| Laborcode | GH | STD | Z-Score | GH 1 | GH 2 | GH 3 | GH 4 |
|-----------|-------|-----|---------|-------|------|------|------|
| 10 | 2,830 | | 0,648 | 2,830 | | | |
| 100 | 2,720 | | 0,209 | 2,720 | | | |
| 105 | 2,700 | | 0,129 | 2,700 | | | |
| 110 | 2,780 | | 0,448 | 2,780 | | | |
| 115 | 2,940 | | 1,086 | 2,940 | | | |
| 116 | 2,300 | | -1,603 | 2,300 | | | |
| 117 | 2,660 | | -0,033 | 2,660 | | | |
| 118 | 0,980 | | -7,361 | 0,980 | | | |
| 119 | 2,430 | | -1,036 | 2,430 | | | |
| 120 | 2,810 | | 0,568 | 2,810 | | | |
| 125 | 2,700 | | 0,129 | 2,700 | | | |
| 130 | 2,220 | | -1,952 | 2,220 | | | |
| 135 | 2,760 | | 0,368 | 2,760 | | | |
| 140 | 2,880 | | 0,847 | 2,880 | | | |
| 145 | 2,170 | | -2,170 | 2,170 | | | |
| 146 | 2,830 | | 0,648 | 2,830 | | | |
| 147 | 2,580 | | -0,382 | 2,580 | | | |
| 148 | 3,108 | | 1,756 | 3,108 | | | |
| 15 | 2,830 | | 0,648 | 2,830 | | | |
| 150 | 2,840 | | 0,687 | 2,840 | | | |
| 155 | 2,870 | | 0,807 | 2,870 | | | |
| 20 | 2,730 | | 0,249 | 2,730 | | | |
| 25 | 3,050 | | 1,525 | 3,050 | | | |
| 26 | 2,970 | | 1,206 | 2,970 | | | |
| 27 | 2,710 | | 0,169 | 2,710 | | | |
| 28 | 2,390 | | -1,211 | 2,390 | | | |
| 29 | 2,740 | | 0,289 | 2,740 | | | |
| 30 | 2,753 | | 0,340 | 2,753 | | | |
| 40 | 2,700 | | 0,129 | 2,700 | | | |
| 45 | 2,620 | | -0,208 | 2,620 | | | |
| 5 | 2,720 | | 0,209 | 2,720 | | | |
| 50 | 2,515 | | -0,666 | 2,515 | | | |
| 55 | 2,750 | | 0,329 | 2,750 | | | |
| 56 | 3,000 | | 1,326 | 3,000 | | | |
| 57 | 2,290 | | -1,647 | 2,290 | | | |
| 58 | 3,160 | | 1,964 | 3,160 | | | |
| 59 | 2,410 | | -1,124 | 2,410 | | | |
| 60 | 2,767 | | 0,396 | 2,767 | | | |
| 65 | 2,770 | | 0,408 | 2,770 | | | |
| 70 | 2,440 | | -0,993 | 2,440 | | | |
| 75 | 2,350 | | -1,385 | 2,350 | | | |
| 80 | 2,483 | | -0,805 | 2,483 | | | |



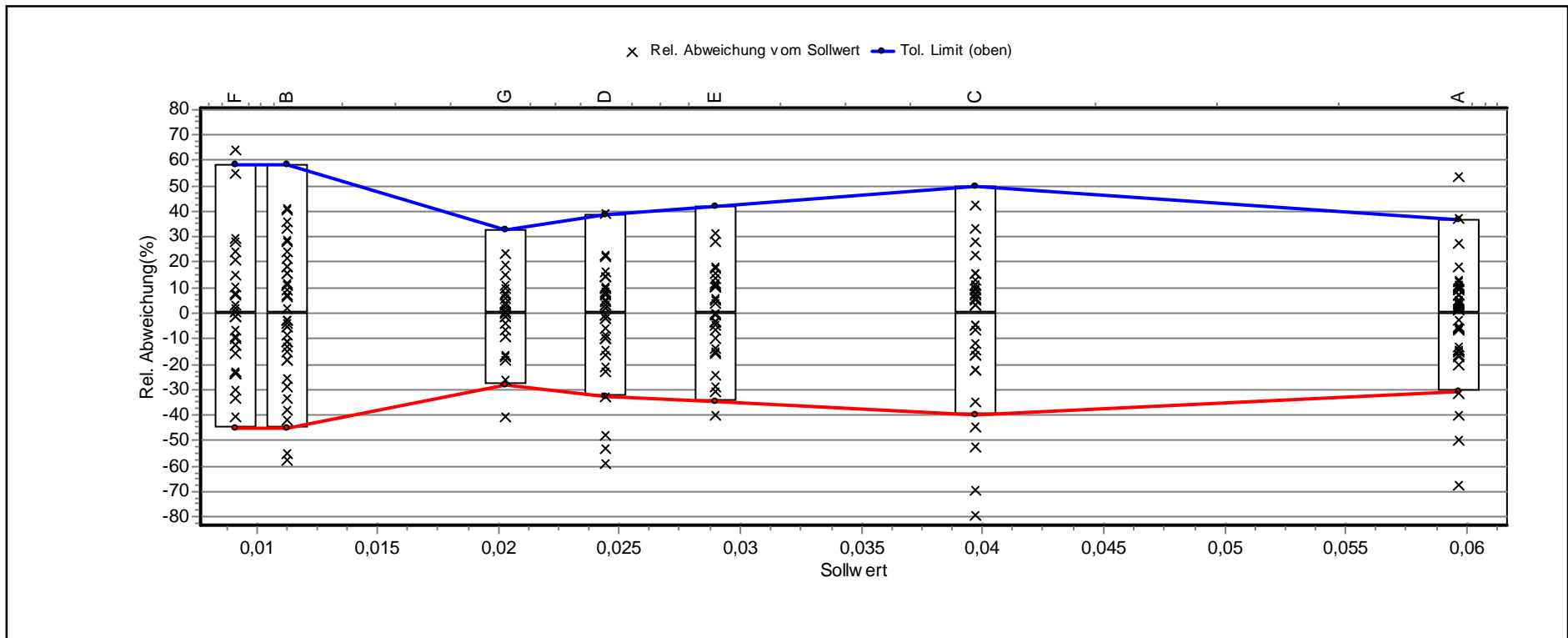
| | | | |
|----|-------|--------|-------|
| 85 | 2,590 | -0,339 | 2,590 |
| 86 | 2,530 | -0,600 | 2,530 |
| 87 | 2,610 | -0,251 | 2,610 |
| 88 | 2,680 | 0,049 | 2,680 |
| 89 | 2,310 | -1,560 | 2,310 |
| 90 | 2,410 | -1,124 | 2,410 |
| 95 | 2,623 | -0,195 | 2,623 |



Grafische Darstellung Sollwert und Toleranz

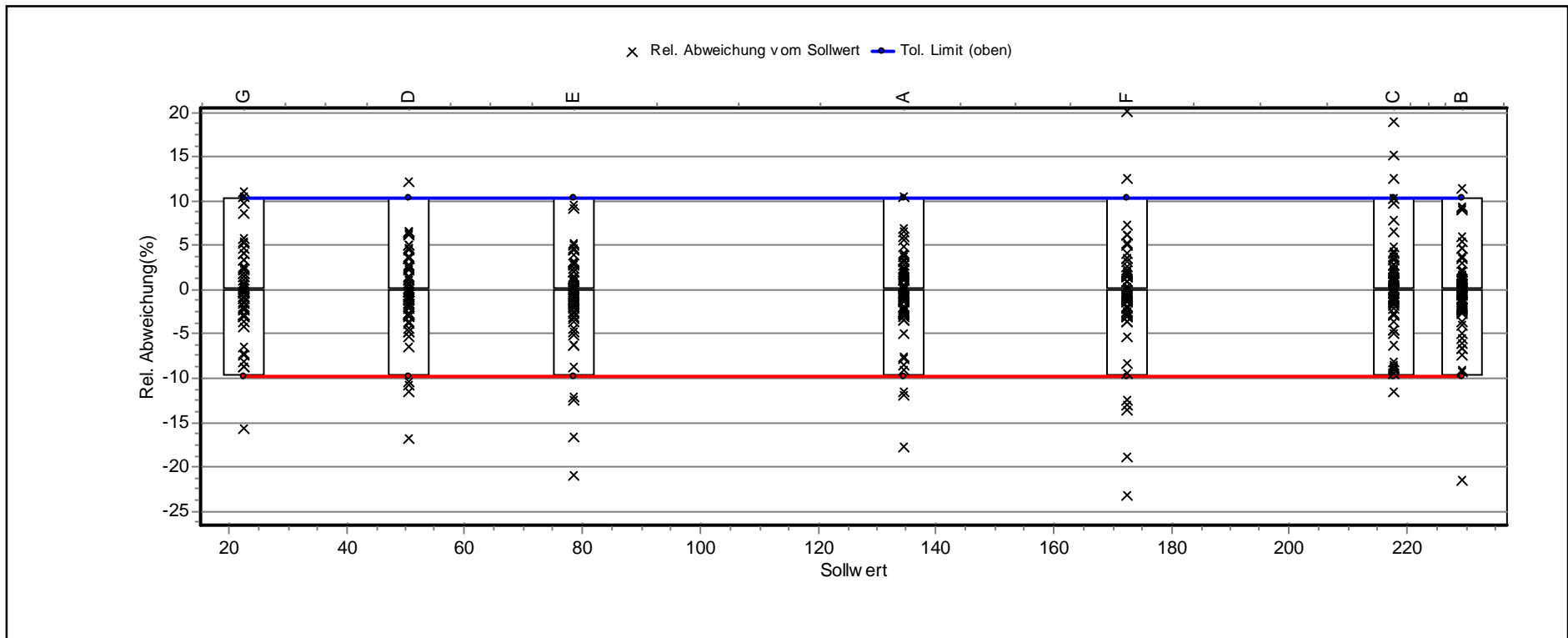
Sollwert-Toleranz Diagramm

Parameter: Bromat



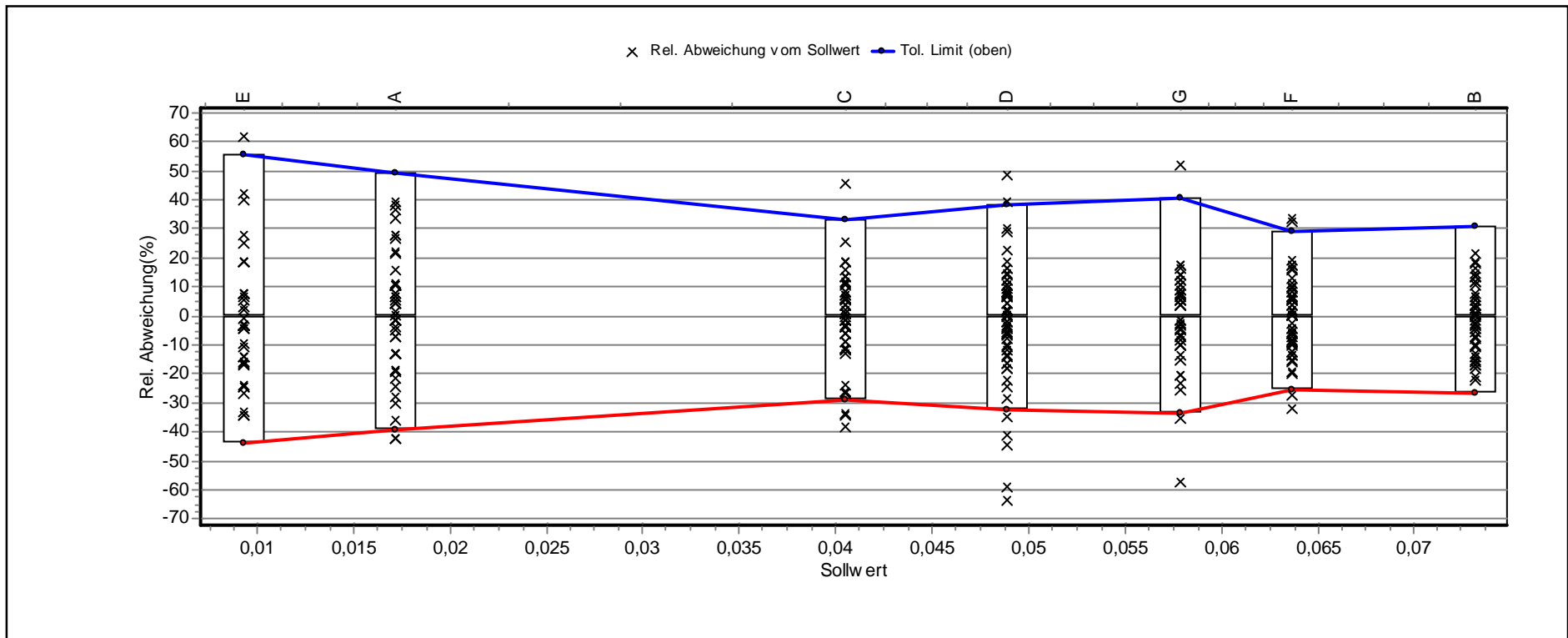
Sollwert-Toleranz Diagramm

Parameter: Chlorid



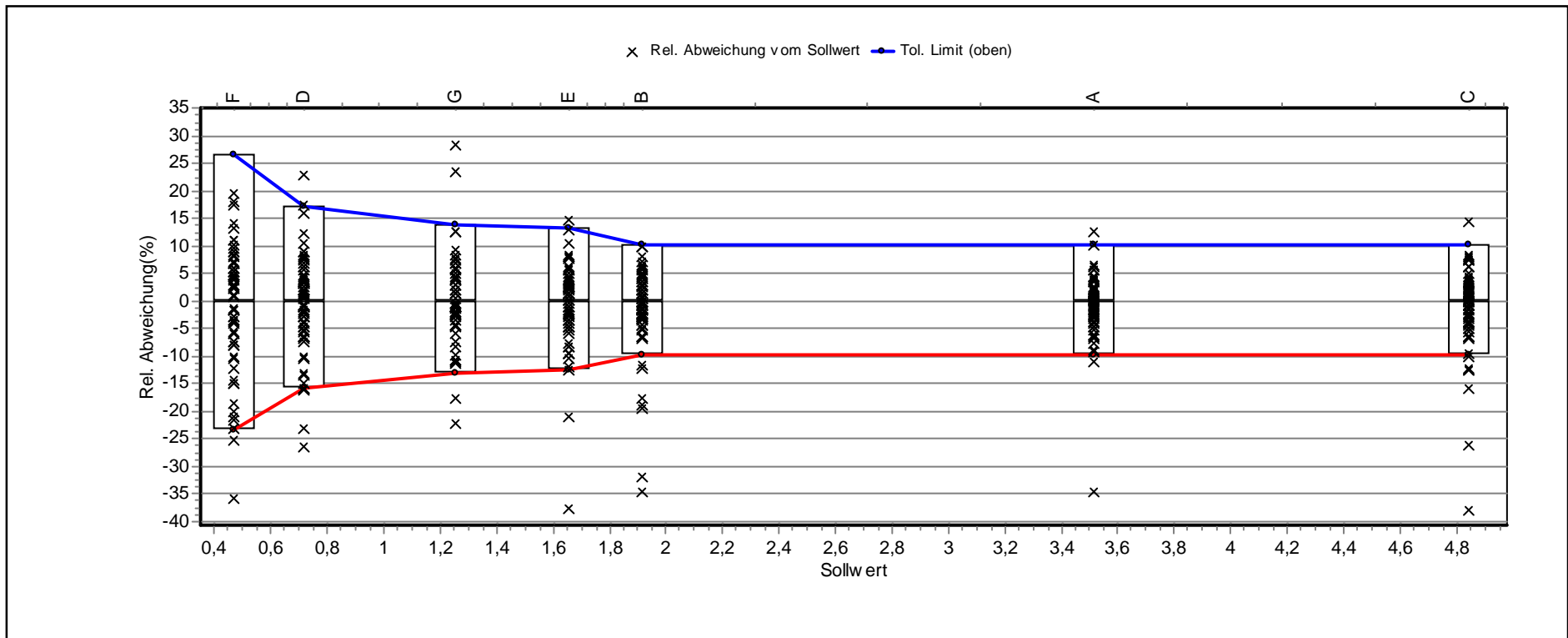
Sollwert-Toleranz Diagramm

Parameter: Cyanid



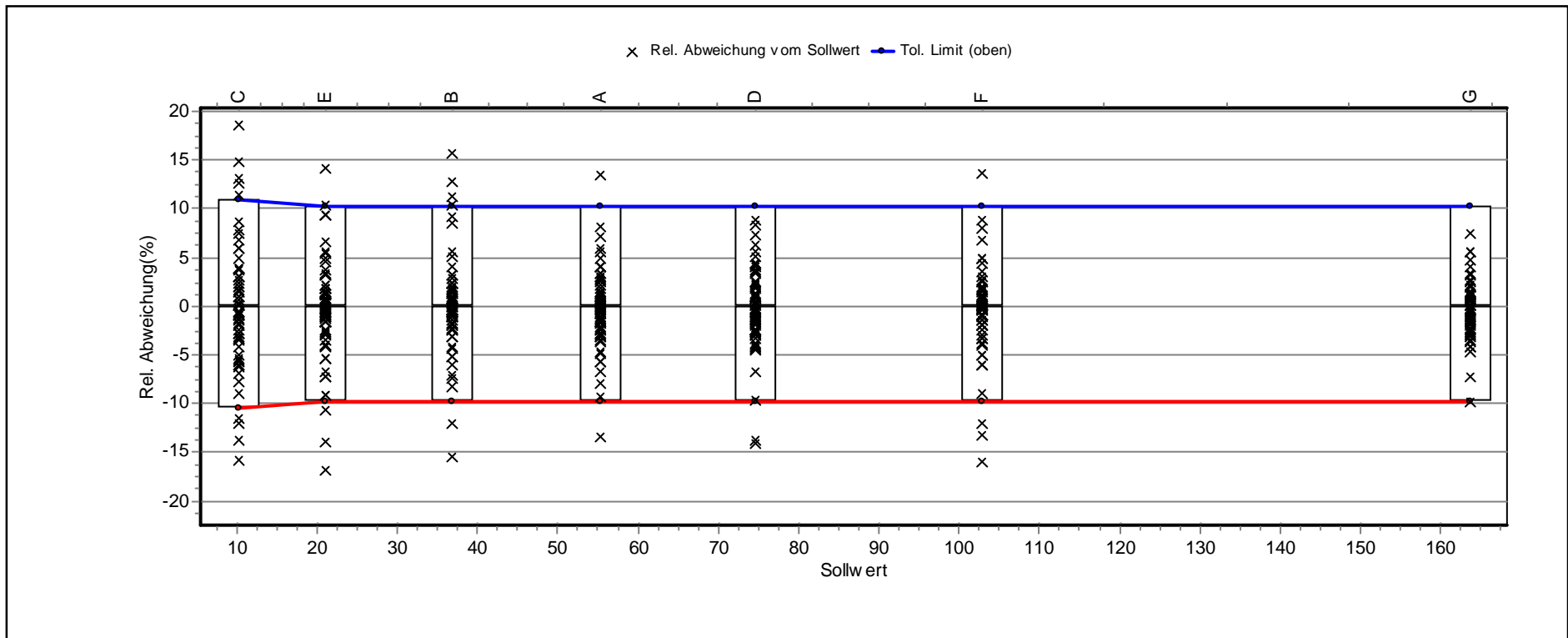
Sollwert-Toleranz Diagramm

Parameter: Fluorid



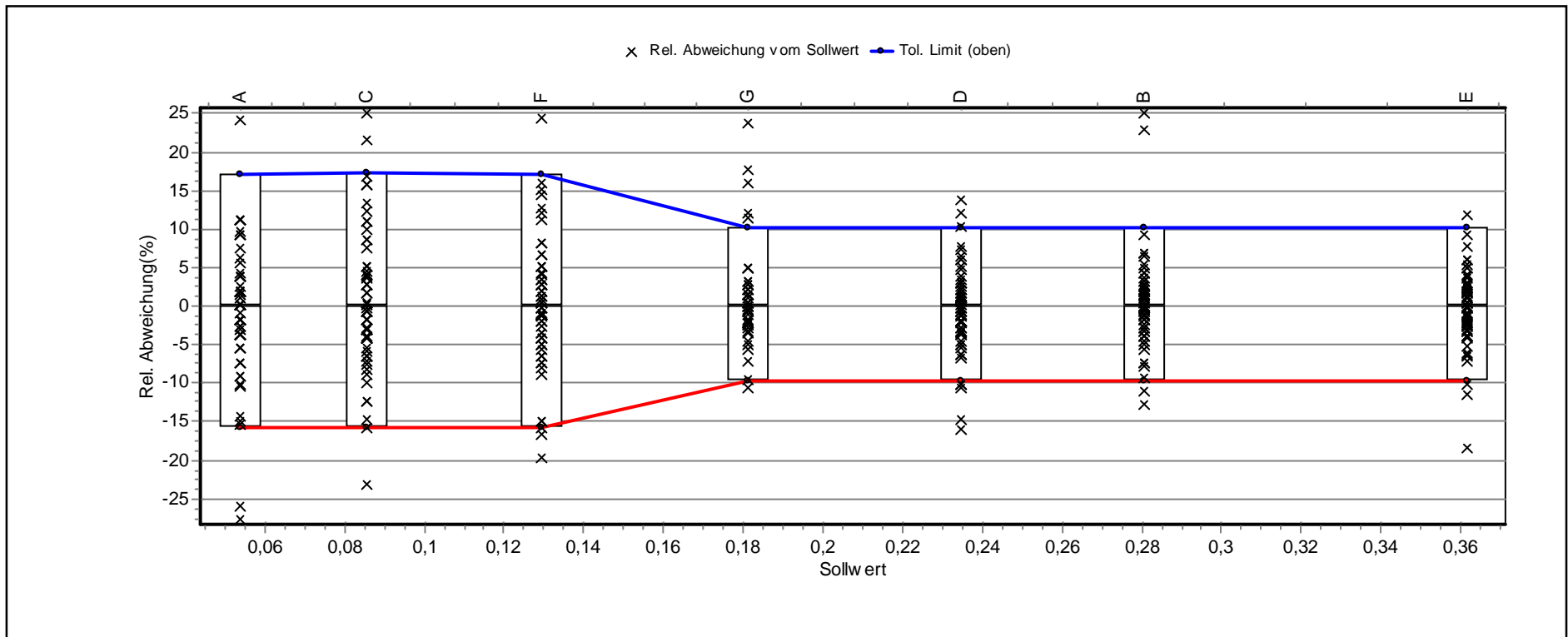
Sollwert-Toleranz Diagramm

Parameter: Nitrat



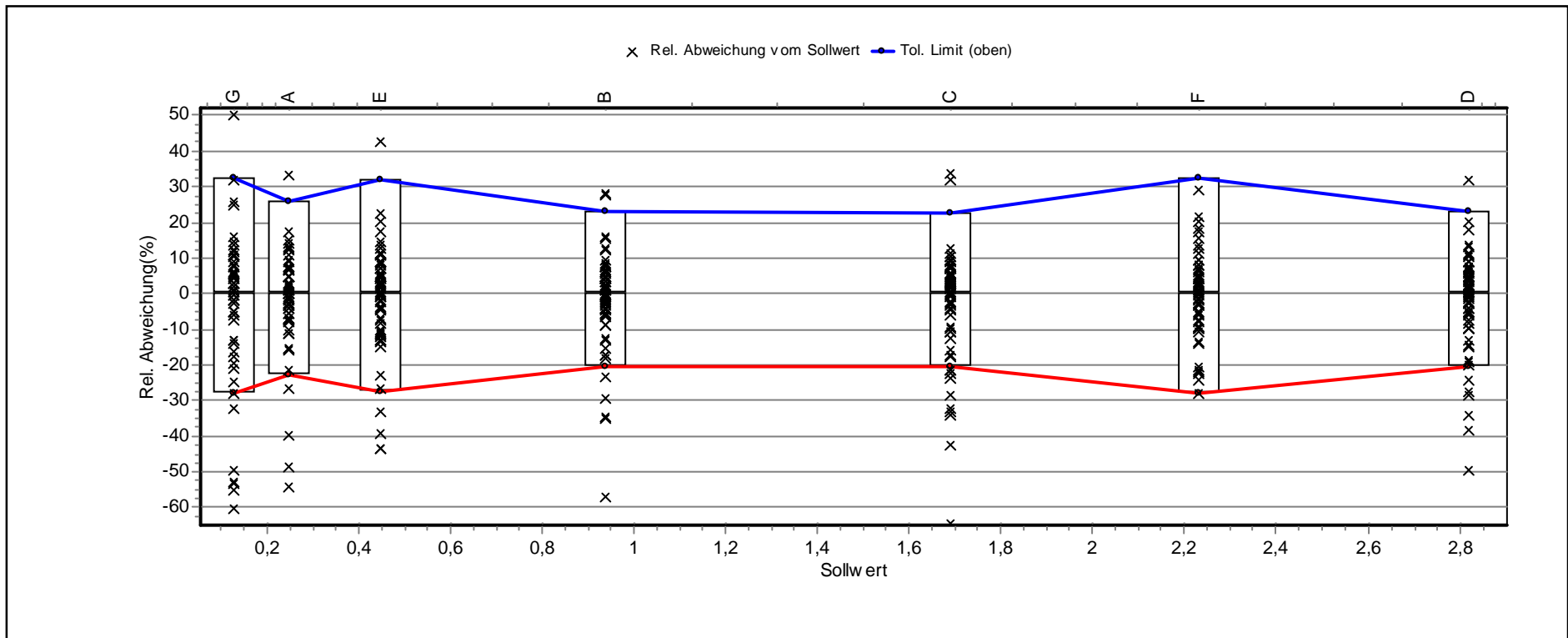
Sollwert-Toleranz Diagramm

Parameter: Nitrit



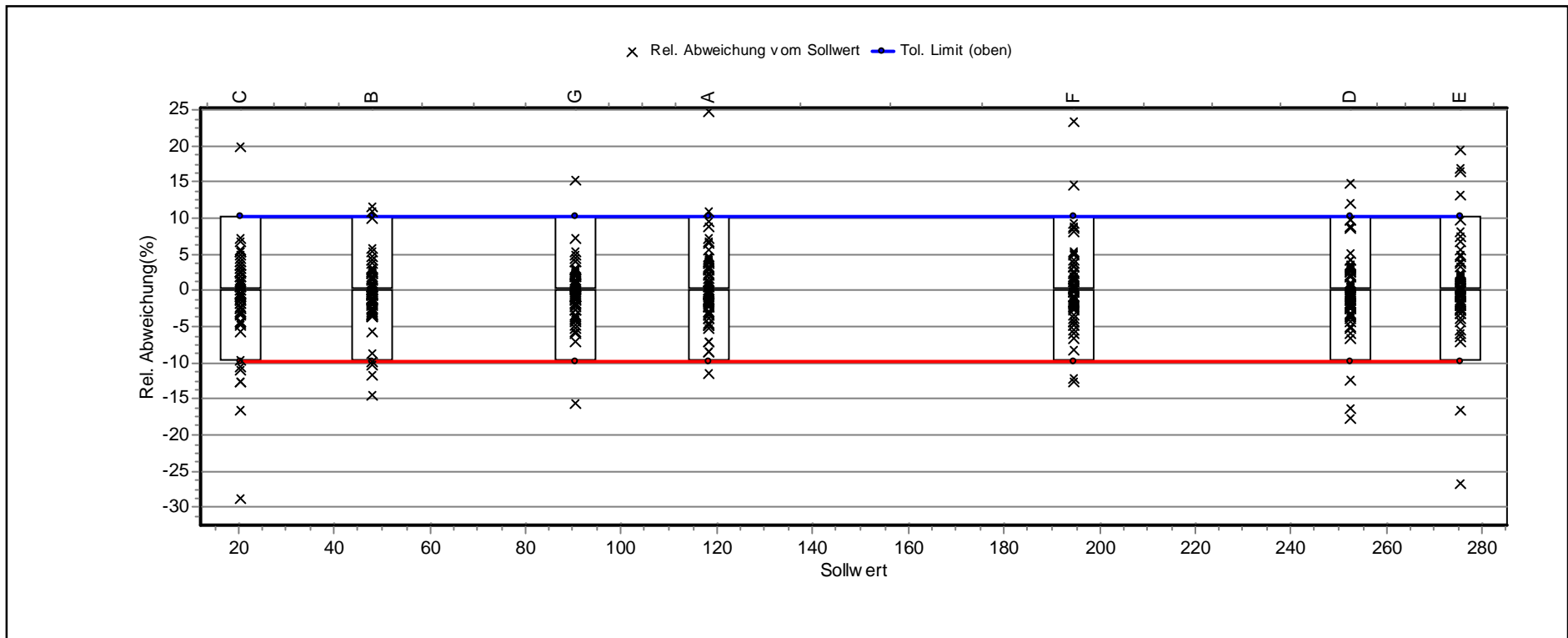
Sollwert-Toleranz Diagramm

Parameter: Phosphor



Sollwert-Toleranz Diagramm

Parameter: Sulfat



Sollwert-Toleranz Diagramm

Parameter: Trübung

